

ANNUAL FINANCIAL REPORT

FOR FISCAL YEAR ENDING JUNE 30, 2023



**CITY OF COLLEGE PARK, GEORGIA
FISCAL YEAR 2023 BUDGET**

TABLE OF CONTENTS

Mayor and Council	5
Administrative Staff	6
City of College Park Maps	7-8
GFOA Distinguished Budget Presentation Award	9
Organizational Chart	10
Just the Facts	11-19
Budget Message	20
Budget Meetings and Calendar	54
Budget Process	56
Budget Development Guide	60
Financial Policies	60
GASB Statement #54 Fund Balance	65
Fund Structure	66
Fund Financial Statement	69
Strategic Goals and Strategies	70
Capital Programming	72
Approved Capital	75
Table 1 City Wide	140
Table 2 General Fund Fiscal 2023	142
Table 3 Community Development	144
Table 4 Hospitality Fund	145
Table 5 Car Rental	146
Table 6 Emergency-911 (911)	146
Table 7 Electric Fund	147
Table 8 Water and Sewer	147
Table 9 Sanitation	148
Table 10 Convention Center (GICC)	148
Table 11 Gateway Arena	149
Table 12 Federal Aviation Administration	149
Table 13 Business Industrial Development Authority (BIDA)	150
Table 14 Storm-Water Fund	150
General Fund Revenues	151
Personnel Summary	152
Expense By Category	153
General Fund Expenditures	
General Government	
Legislative	154
Executive	158
General Administration	
Financial Administration	161
Accounting	165
Business License	169
Purchasing	172

CITY OF COLLEGE PARK, GEORGIA
FISCAL YEAR 2023 BUDGET

TABLE OF CONTENTS

Information Technology	176
Human Resources	182
Communication/Public Information	187
Engineering	192
Public Safety	
Municipal Court-Judicial	196
Police Administration	200
Police Investigations	204
Police Patrol	208
Corrections	212
Fire Organizational Chart	216
Fire Administration	217
Fire Suppression	218
Emergency Medical Services	220
Public Works	
Public Works Organizational Chart	229
Administration	230
Highways and Streets	233
Buildings and Grounds	241
Recreation Organizational Chart	245
Culture/Recreation	
Recreation Administration	246
Recreation Programs	247
Recreation Facilities	249
Housing and Development	
Inspections	255
Economic Development	258
Main Street Development	262
General Fund Summary	265
Special Revenue Funds	
Emergency 911 Funds	267
Confiscated, State Drug Funds	271
Newton Estates Improvement Fund, Hospitality Fund	272
Car Rental Tax	272
Special Purpose Local Option Sales Tax	273
Transportation Special Purpose Local Option Sales Tax	274
Enterprise Funds	
Water and Sewer Fund	275
Electric Fund	285
Electric Fund: Warehouse	289
Electric Fund: Meter	292

CITY OF COLLEGE PARK, GEORGIA
FISCAL YEAR 2023 BUDGET

TABLE OF CONTENTS

Electric Fund: Customer Service	296
Golf Course Fund	300
Sanitation Fund	303
Convention Center	308
Federal Aviation Administration	321
Business Industrial Development Authority	322
Storm Water Fund	323
Debt Management Summary	327
Supplemental Schedules	
Operating Indicators by Function	331
Capital Asset Statistics by Function	332
Demographic and Economic Statistics	333
Principal Employers	334
Legal Debt Margin	335
Defining Terms	
Glossary	336



City of College Park, Georgia

Mayor and Council



Mayor Bianca Motley Broom



Councilman Ambrose Clay, Ward I



Councilman Joe Carn, Ward II



Councilman Ken Allen, Ward III



Councilman Roderick Gay, Ward IV

CITY OF COLLEGE PARK, GEORGIA
FISCAL YEAR 2023 BUDGET



Annual Budget

Approved for the fiscal year ending June 30, 2023

Jackson Myers

Interim City Manager

Althea Philord-Bradley

Director of Finance and Accounting

Kimberly Lowe

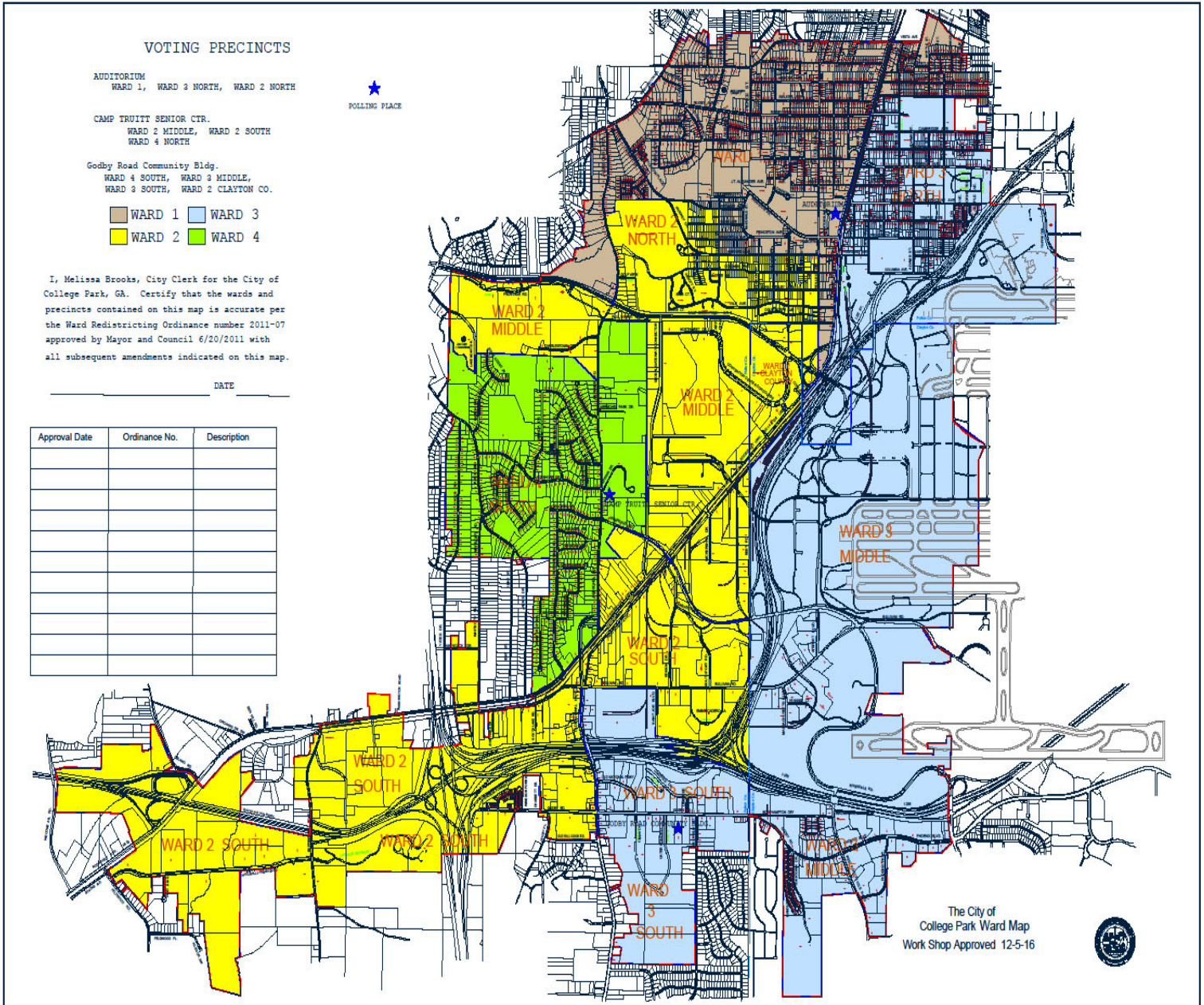
Budget Analyst

CITY OF COLLEGE PARK, GEORGIA
FISCAL YEAR 2023 BUDGET



The City of College Park, Georgia is located less than 10 miles south of Atlanta, Georgia. College Park is located near the Hartsfield Jackson International Airport, Interstates I-85 and I-285. The City is 12.01 square miles and is located in Fulton County.

CITY OF COLLEGE PARK, GEORGIA FISCAL YEAR 2023 BUDGET



CITY OF COLLEGE PARK, GEORGIA
FISCAL YEAR 2023 BUDGET



GOVERNMENT FINANCE OFFICERS ASSOCIATION

*Distinguished
Budget Presentation
Award*

PRESENTED TO

**City of College Park
Georgia**

For the Fiscal Year Beginning

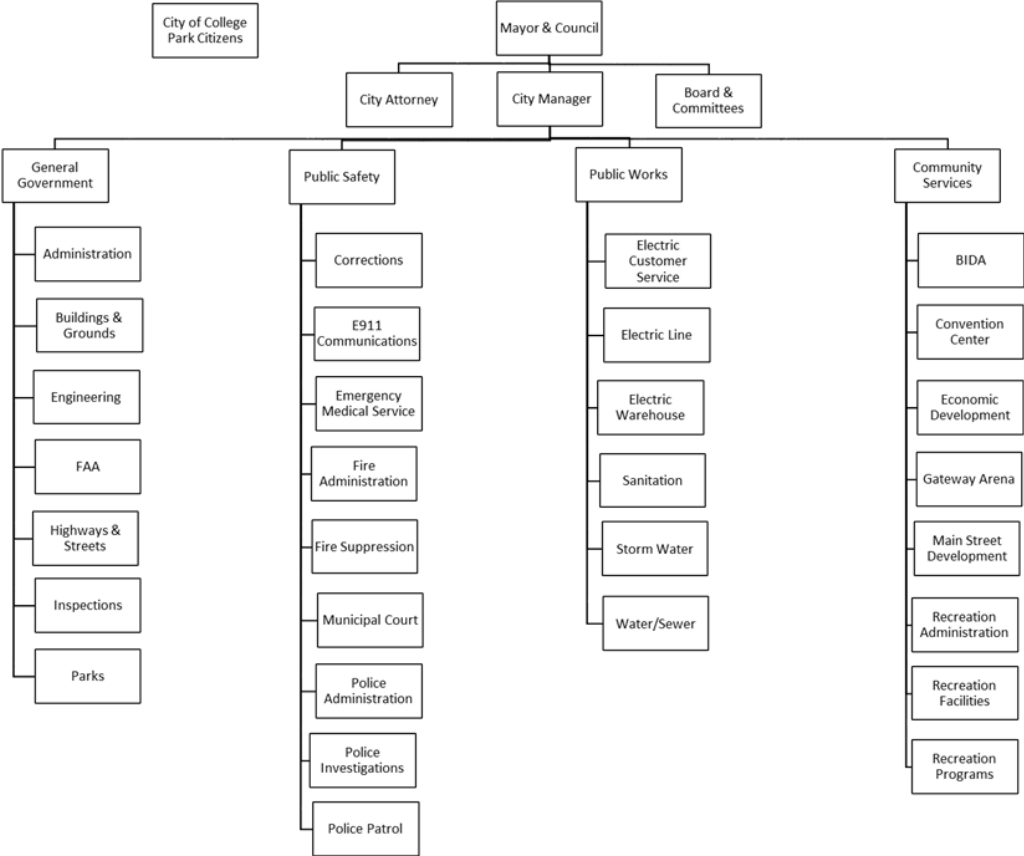
July 01, 2021

Christopher P. Morill

Executive Director

CITY OF COLLEGE PARK, GEORGIA
FISCAL YEAR 2023 BUDGET

City of College Park Organization Chart



**CITY OF COLLEGE PARK, GEORGIA
FISCAL YEAR 2023 BUDGET**

All About College Park, Georgia

Just the Facts

Government

- Chartered on December 16, 1895.
- Originally, College Park was known as Manchester and was renamed by Lula Roper who placed the name in a lottery.
- The affairs of College Park, Georgia are conducted by a Mayor and a Council consisting of four members.
- The daily operations of the city are run by the city manager appointed by and responsible to the mayor and council.

More Facts

- The city has 853 properties listed on the National Register of Historic Places by the United States Department of the Interior.
- The College Park Woman’s Club is located in Historic College Park and is one of the oldest in Georgia.
- Also, the east-west streets(avenues) are named for Ivy League institutions and the north-south streets are named for influential College Park residents.

Geographic Characteristics of College Park, Georgia

	Land Area	Climate	Topography
Square Miles	12.01 Sq./Miles		
Average Annual Temperature		64 Degrees	
Average Annual Rainfall		4.18 Inches	
Elevation			1,050 Feet

CITY OF COLLEGE PARK, GEORGIA
FISCAL YEAR 2023 BUDGET

All About College Park, Georgia

Just the Facts

Demographics

Age, Race & Gender Composition	
Non-Hispanic Black	82%
Non-Hispanic White	11%
Hispanic	4%
Native American	1%
Asian	2%
Male	44%
Female	56%
Age 19 & Under	30%
Age 20 - 40	35%
Age 41 - 64	27%
Age 65 +	8%

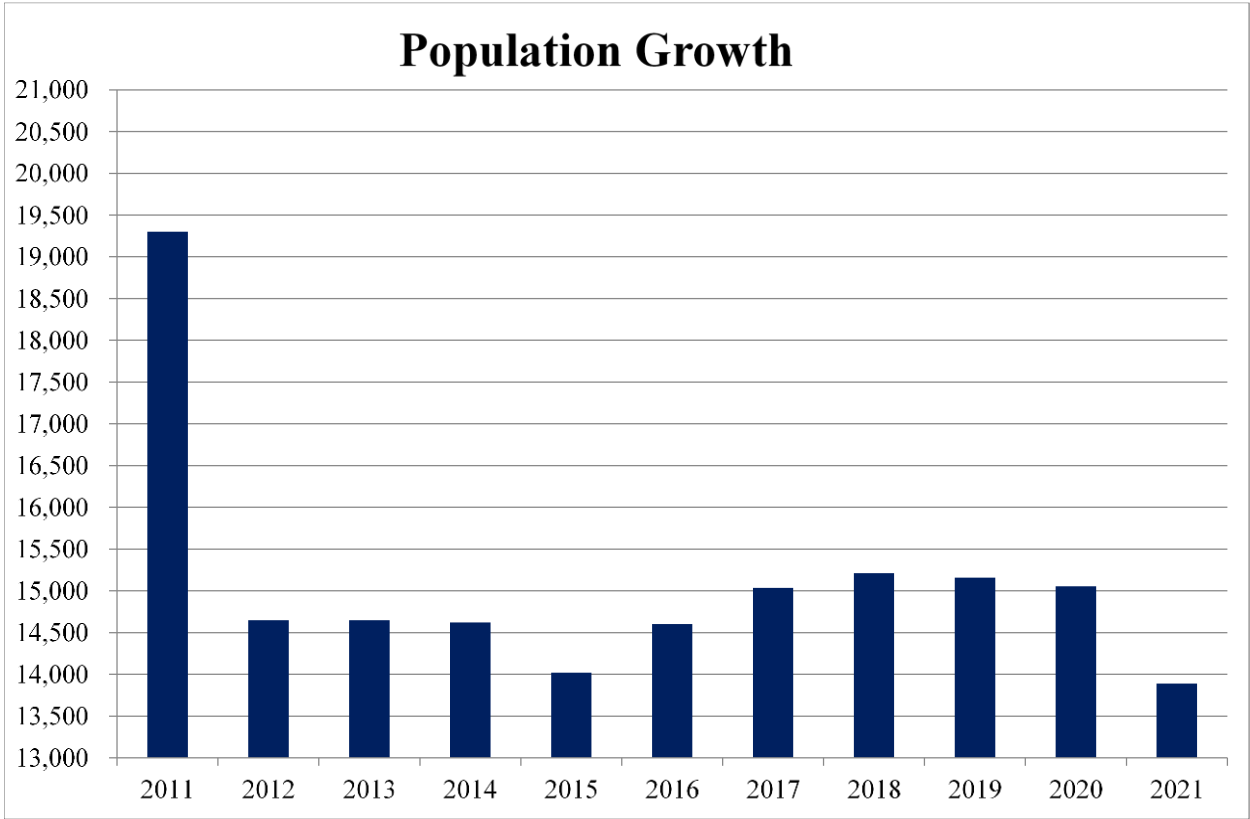
Source: Census Report

CITY OF COLLEGE PARK, GEORGIA
FISCAL YEAR 2023 BUDGET

All About College Park, Georgia

The following table depicts information related to the population of College Park, Georgia.

Just the Facts



CITY OF COLLEGE PARK, GEORGIA
FISCAL YEAR 2023 BUDGET

All About College Park, Georgia

Just the Facts

Economy

The following information reveals the many economic highlights in College Park, Georgia.

College Park has over 2,934 licensed businesses.

Unemployment within College Park is higher than the state and national rates.

2022

U.S.....	3.9%
Georgia.....	2.8%
College Park.....	4.9%

Housing Statistics 2022

Number of Housing Units-----	7,999
Single Family Housing Units-----	32%
Multi-Family Housing Units-----	68%

**CITY OF COLLEGE PARK, GEORGIA
FISCAL YEAR 2023 BUDGET**

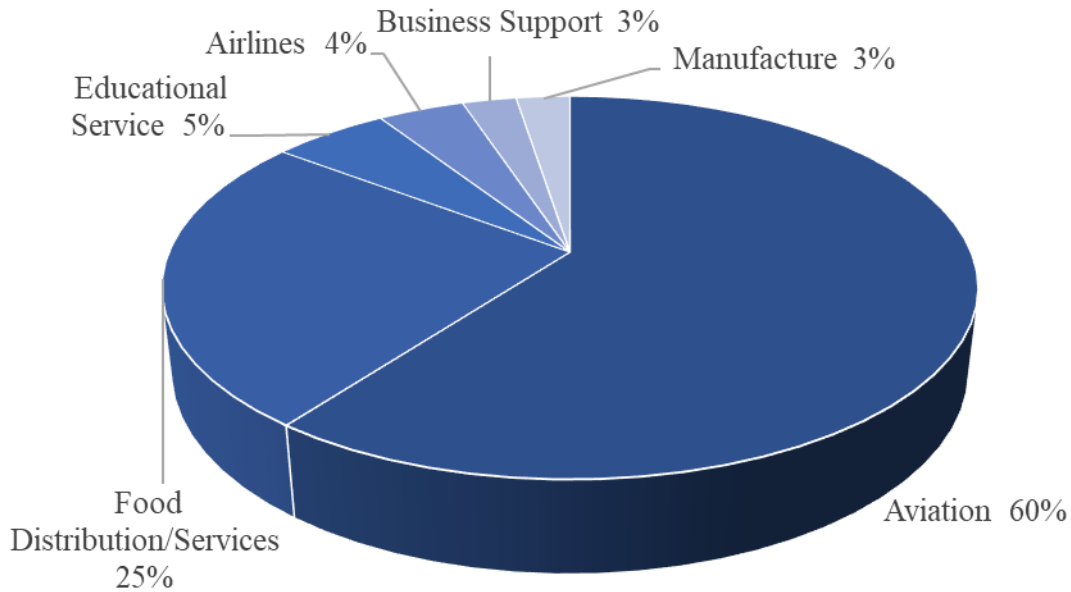
All About College Park, Georgia

Just the Facts

Top Ten Employers in College Park, Georgia

Employers	Employees
✓ DAL Global Services, LLC DBA Unifi (1000 TOFFIE TR)	3,461
✓ Chick-Fil-A Inc	2,097
✓ Federal Aviation Administration	1,450
✓ DAL Global Services, LLC DBA UnifiI (6000 N TERMINAL PKWY T-04)	1,280
✓ ABM Aviation Inc	850
✓ Sysco Atlanta LLC	825
✓ Woodward Academy	642
✓ Southwest Airlines Co.	478
✓ VXI Global Solutions	299
✓ Amazon.com Services, Inc	297

Industry Profile for College Park, Georgia



CITY OF COLLEGE PARK, GEORGIA
FISCAL YEAR 2023 BUDGET

All About College Park, Georgia

Just the Facts

Service Statistics:

The chart below describes several of the services provided in College Park, Georgia.

Public Safety 2022	
Fire Protection	Police Protection
Fire Stations.....3	Police Stations.....2
Sworn Employees....70	Sworn Employees...103
Civilian Employees....2	Civilian Employees...51

CITY OF COLLEGE PARK, GEORGIA
FISCAL YEAR 2023 BUDGET

All About College Park, Georgia

Highways and Streets	
Miles of Road Maintained.....	85
Traffic Signals.....	42

The City owns and operates a water distribution system.

Water and Sewer 2022 Statistics	
Customer Accounts Served.....	3,939
Miles of Water Lines.....	99
Fire Hydrants.....	961
Water Storage Capacity (Gallons).....	3.1

CITY OF COLLEGE PARK, GEORGIA
FISCAL YEAR 2023 BUDGET

All About College Park, Georgia

Just the Facts

Named one of Atlanta Magazine's "Best Places to Call Home" in April 2003, the City of College Park has become one of the most exciting communities in the greater metropolitan Atlanta area in which to live. A well-established community with an individuality all its own, College Park, located near the Hartsfield-Jackson Atlanta International Airport, Interstates I-85 and I-285.

Residents and visitors alike will find that this revitalized City offers the best of Southern hospitality in its city services, local restaurants, lodging accommodations, parks and recreation, and community events.

Historic Sites

College Park Auditorium

College Park Historical Society

College Park's Women's Club

Historic College Park Neighborhood
Association

CITY OF COLLEGE PARK, GEORGIA
FISCAL YEAR 2023 BUDGET

All About College Park, Georgia

Just the Facts

Georgia International Convention Center

The second largest convention facility in Georgia with a total of 400,000 square feet of space featuring Georgia’s largest ballroom at 40,000 square feet, the GICC is “a marvel of form and function,” a new standard of convention in aesthetics, amenities and accommodations.

Gateway Center Arena @ College Park

The arena in College Park, which is home to the Atlanta Hawks new G-League development team and the Atlanta Dream, brings a “whole new tone” to metro Atlanta cities along with another partnership with Fox Theater. This facility is known as the Gateway Center Arena @ College Park, and is opened in November 7, 2019. The price tag of this 5000-seat arena is \$44 million. This 98,000-square-foot sports arena is the first of its kind south of I-20 in terms of access and capacity. It host graduations, concerts, and high school and college tournaments.

For More Information

If would like more information about College Park, Georgia, please visit the College Park, Georgia website at www.collegeparkga.com, call City of College Park 404-767-1537.

CITY OF COLLEGE PARK, GEORGIA
FISCAL YEAR 2023 BUDGET



July 31, 2022

Honorable Mayor and City Council
City of College Park
3667 Main Street, City Hall
City of College Park, Georgia 30337

Dear Honorable Mayor and City Council:

I am pleased to submit for your review and consideration, the Fiscal Year 2022-2023 Proposed Budget, in compliance with provisions of the City of College Park Charter and State of Georgia Statutes. In addition to my detailed discussion regarding the budget, I have included an Executive Summary version.

Executive Summary

Preparing a budget for a full-service city always has its share of unknown variables, doing this in the midst of an economic shutdown during and after a pandemic elevates the task to a new level. It requires reprioritizing and adapting as the economy recovers. The City of College Park uses several tools in the planning and budgeting process. Some of these include Capital Improvement Planning, financial and economic models, and input from department leaders and employees. These tools are used to guide us in the development of our goals for programs and services lead our budget development process. With the implementation of the vaccines, we are encouraged that the city will get back to business as usual, establishing protocols, and other factors that ensure safety and health.

Vision

The City of College Park aspires to be a destination where people come to raise a family start and grow businesses, live, work and play all in a sustainable and healthy social and physical environment.

The staff has made significant progress fulfilling the Mayor and City Council's vision included in the adopted 2020 Strategic Plan while holding ourselves accountable to our organization Core Values of Service, Respect, Innovation, Integrity, Advancement and Equity and Inclusion

We have taken major steps to execute continued efficiencies in the operations in municipal services. This budget is an effort to get us "back on track" to where we were pre-COVID and contains the necessary personnel, operating and capital

CITY OF COLLEGE PARK, GEORGIA

FISCAL YEAR 2023 BUDGET

resources to address a range of operational needs. This budget serves as a policy document, a financial plan, a communications device, and an operations guide, reflecting the policies, goals, programs and service priorities of the City Council and the community

Interim City Manager's Goal

1. Maintaining and adequately staff trained emergency response personnel and services, including neighborhood patrols, crime prevention programs, etc. to ensure a high level of quality of life and uphold rapid response times.
2. Maintain streets, roads, and public facilities in an effort to protect property values and promote growth within the City.
3. Find and develop programs that attract, retain, and expand businesses in the city, especially those locally owned and operated to build a more vibrant community.
4. Invest in performance management, organizational development, and staff career paths to optimize the functions of the city government.
5. Attract and retain city employees by updating position descriptions and through modernized human resources recruitment strategies.
6. Focus on process improvements to provide a better residents and businesses.
7. Continue to fund investment into current and future infrastructure to promote the growth of the city.
8. Build budget from zero to justify and control expenditures while focusing on both providing city services and achieving goals of the City Council.
9. Plan for the future through strategic economic development investments that demonstrate a clear return on investment to the community, economically and socially.
10. Maintain a prudent level of financial reserves.
11. Ensure readily available lines of communication from city departments to residents/businesses to ensure all requests and needs are met.
12. Facilitate communication between city departments to increase efficiency of city business.

Budget Challenges

College Park offers business and industry the convenience and access that comes with the presence of Hartsfield-Jackson Atlanta International Airport. Fiscal years ending 2021 and 2020 were full of uncertainty and losses due to the Covid 19 pandemic. While remaining hopeful that the worst is behind us, the City recognizes the loss local families felt and the difficult adaptations that businesses made to remain open. Since then, the City has been reeling from the effects of the pandemic on its' local economy. With the injection of federal funds to aid governments and businesses, small and large, the City has dealt with a combination of both highs and lows throughout fiscal year 2022. There were months where the

CITY OF COLLEGE PARK, GEORGIA FISCAL YEAR 2023 BUDGET

future seemed promising, however, as new variants of the virus emerged, the City is still faced with the challenges impacting travel and tourism.

The City is dependent on the travel and tourism industry to generate car rental and hotel/motel tax revenue. Hotel/Motel and Car Rental tax revenues have improved from the drastic declines of fiscal years 2021 and 2020. At the virus' infancy stage hotel occupancy was 38.4%. With the new vaccines and more financial assistance from the federal government, the occupancy rate has increased to 62% during fiscal year 2022. As a result tax revenues are moving upward; we are, however, projecting that revenues will continue to rebound at an modest rate. The local economy is still progressing and the City anticipates that this will continue thorough out fiscal year 2023.

Conventions and arenas are still continuing to improve moderately from the impacts of the the pandemic. Unfortunately, the City is not anticipating the City's convention center and arena to be at the pre-covid level until early 2023. With a reliance on large gatherings, the City's Convention Center and Mutil-purpose Arena suffered significant losses during fiscal year 2021. However, there was an increase in bookings for events during fiscal year ending 2022. Repeat customers are starting to rebook large events at the facilities. The Skyhawks and the Atlanta Dream are both back at the arena. As a result, the City is projecting there will be continued revenue increases during fiscal year 2023 and beyond. The City is exploring opportunities to help restructure the method in which business is conducted in order to generate new income and continue to improve or enhance the City's overall financial picture.

Summary of the FY 2022-2023 Budget

The proposed expenditure budget for FY 2022-2023 is \$148,760,807. This represents an increase of \$8,667,345 or 6% more than the amended FY2021-2022 budget of \$140,093,462.

This increase is attributed to a number of variables that increased the overall budget in some areas:

- Funding positions that were previously unfunded in the prior fiscal years (FY2020, FY2021 and FY2022)
- Increase of capital equipment requests in the General Fund Budget and Enterprise Funds Budget
- Increase cost for operating expenditures from suppliers and vendors.

To aid with the loss of revenue from travel and tourism, the FY2021-2022 recommended budget included a deferral of \$8.7 million in debt obligations. With the assistance of the City's Financial Advisor, our management decided to restructure some debt. The debt restructure has provided the City financial relief and has allowed the City to build up its cash flow for the upcoming fiscal years. The refinanced debt will include the deferral of principal payments until the fall of 2024 (FY2025).

Expenses

The College Park budget worksheet format has been structured to address Council's requests from previous years' budget meetings. The FY2021 Actual Expenses are presented, 2022 Amended Budget, 2022 Actual Expenses (year to date through June 30, 2022), Percent Used (percentage of 2022 Actual expenses over 2022 Amended Budget). 2023 Department Director Requested, 2023 City Manager Recommended, and Percentage (2023 City Manager Recommended to 2022 Amended Budget). Also, in response to Council's requests, is a summary for directors and staff with budgets comprised of multiple departments. The College Park Adopted Budget is prepared to conform to the modified accrual

CITY OF COLLEGE PARK, GEORGIA
FISCAL YEAR 2023 BUDGET

accounting basis, which is also used in our accounting system and procedures.

	Amended Budget FY2021-2022	Adopted Budget FY2022-2023	Increase (Decrease)
General Fund	\$ 37,682,830	\$ 36,829,461	\$ (853,369)
Confiscated Drugs	10,000	10,000	-
State Drugs	121,400	14,000	(107,400)
E911 Fund	952,379	958,414	6,035
CDBG	250,000	-	(250,000)
Grant Fund	560,950	-	(560,950)
TSPLOST Fund	2,268,247	2,775,391	507,144
GICC Special District Fund	410,050	642,095	232,045
Hospitality Fund	11,242,732	12,754,683	1,511,951
TAD Fund	340,290	375,000	34,710
Car Rental Fund	5,059,038	3,838,109	(1,220,929)
Main Street Fund	-	-	-
SPLOST Fund	249,060	799,000	549,940
Water and Sewer Fund	9,038,468	9,822,856	784,388
Electric Fund	39,507,401	43,845,855	4,338,454
Golf Course Fund	492,363	627,805	135,442
Sanitation Fund	3,204,400	3,749,340	544,940
Convention Center Fund	9,744,264	10,822,558	1,078,294
Gateway Arena	6,248,634	6,436,304	187,670
FAA Fund	3,306,000	3,562,746	256,746
BIDA Fund	8,462,044	9,473,078	1,011,034
Storm Water Fund	942,912	1,424,112	481,200
Total	\$ 140,093,462	\$ 148,760,807	\$ 8,667,345

Initiatives

The mission of the City of College Park is “to cultivate a community where businesses, families and individuals can thrive in a safe and diverse environment.” The purpose of this document is to provide Mayor, City Council, citizens and staff with information on performance in order to enhance public transparency, show what we will accomplish using public funds, assist with decision making and enhance the delivery of public services.

All departments are charged with implementing and maintaining programs and services, which support the mission, vision, values and goals of the City. Each department has developed and monitors specific performance measures, which allows the Mayor, City Council and citizens to accurately measure outputs and efficiencies accordingly. The Fiscal Year 2022-2023 Proposed Budget works to align the City’s mission, goals and initiatives with spending, and shows the impact

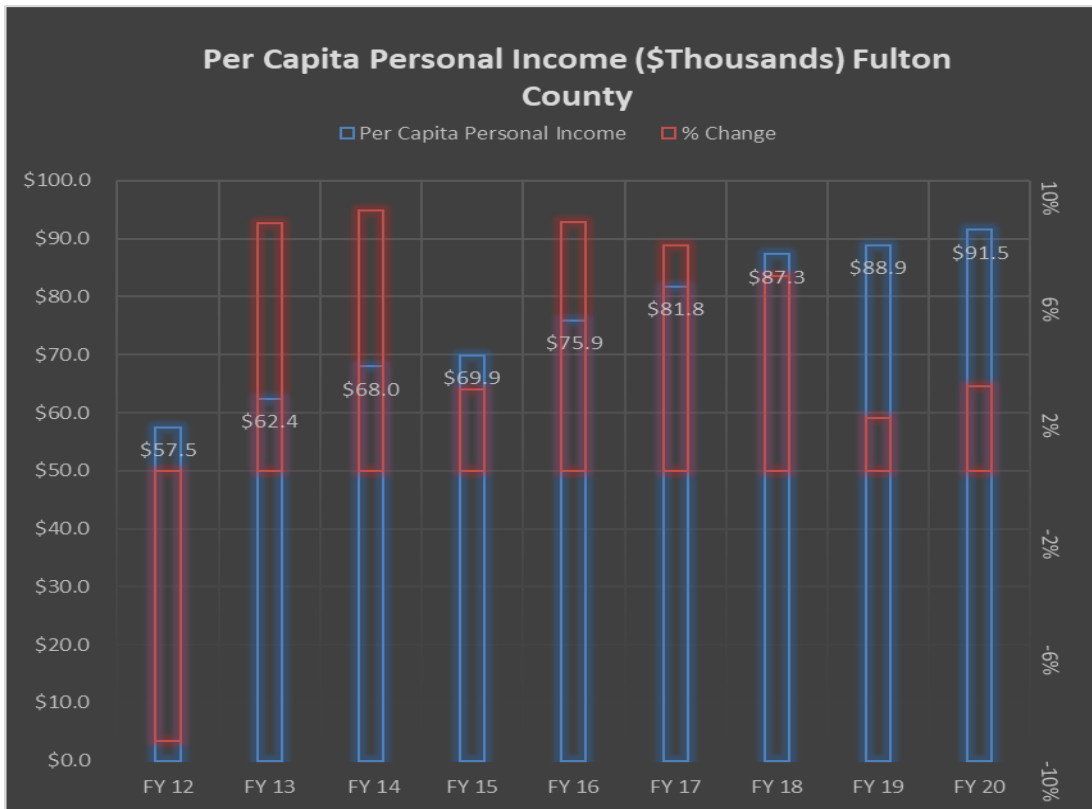
CITY OF COLLEGE PARK, GEORGIA FISCAL YEAR 2023 BUDGET

on operations the proposed capital projects will have.

The City of College Park has initiated processes to provide for the future, and plan for services, programs and facilities to meet the needs of citizens, visitors and businesses in the community. The budget process likewise addresses both revenues and expenditures for its operating programs for the current year. The five-year Capital Improvement Plan (CIP) is developed to address future needs and project financial trends in order to plan for the long-term requirement for the City, including personnel, equipment, facilities, operations and maintenance.

Economic Climate

The housing market is cooling off but values are expected to remain stable. The short to mid-term economic outlook anticipated continued stable growth throughout FY2022-2023.



CITY OF COLLEGE PARK, GEORGIA
FISCAL YEAR 2023 BUDGET

The Adopted FY 2022-23 General Fund Budget is summarized as follows:

Revenues	Mayor & Council Adopted
Taxes	24,358,873
Fee, Licenses & Permits	4,032,000
Charges for Services	738,000
Fines and Forfeitures	629,311
Leases & Other Rent	31,375
Interest	111,000
Other Income	373,275
Operating Transfer In	6,555,627
Total Revenue	36,829,461
<hr style="border-top: 1px solid black;"/>	
<hr style="border-top: 1px solid black;"/>	
Expenditures	
Personal Services *	25,750,861
Operating Expenses **	8,556,565
Materials & Supplies	1,198,738
Capital Outlay	-
Cost of Sales	28,756
Non-Operating ***	1,294,541
Total Appropriations	36,829,461
<hr style="border-top: 1px solid black;"/>	
<hr style="border-top: 1px solid black;"/>	

*Personnel Services include salaries and employee benefits.

**Operating Expenses include communications/utilities, rentals, repairs, maintenance, training and education, other services and charges.

***Non-Operating Expenses include Debt Services and Operating Transfers

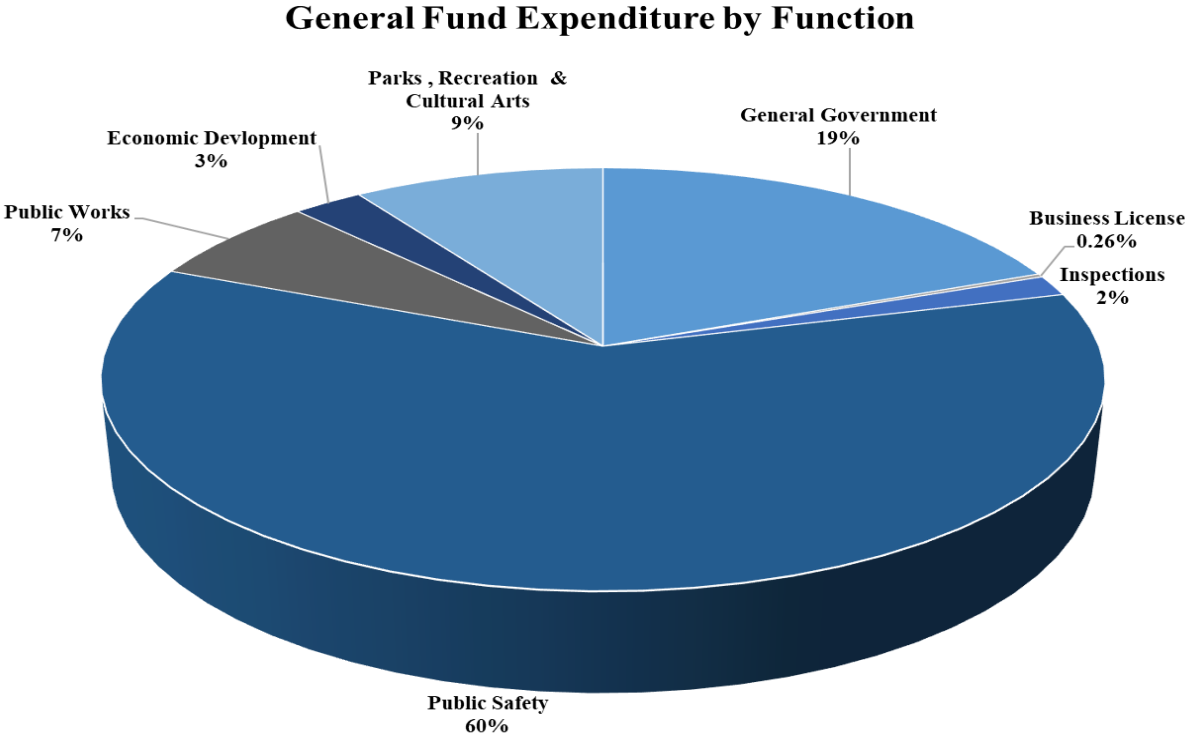
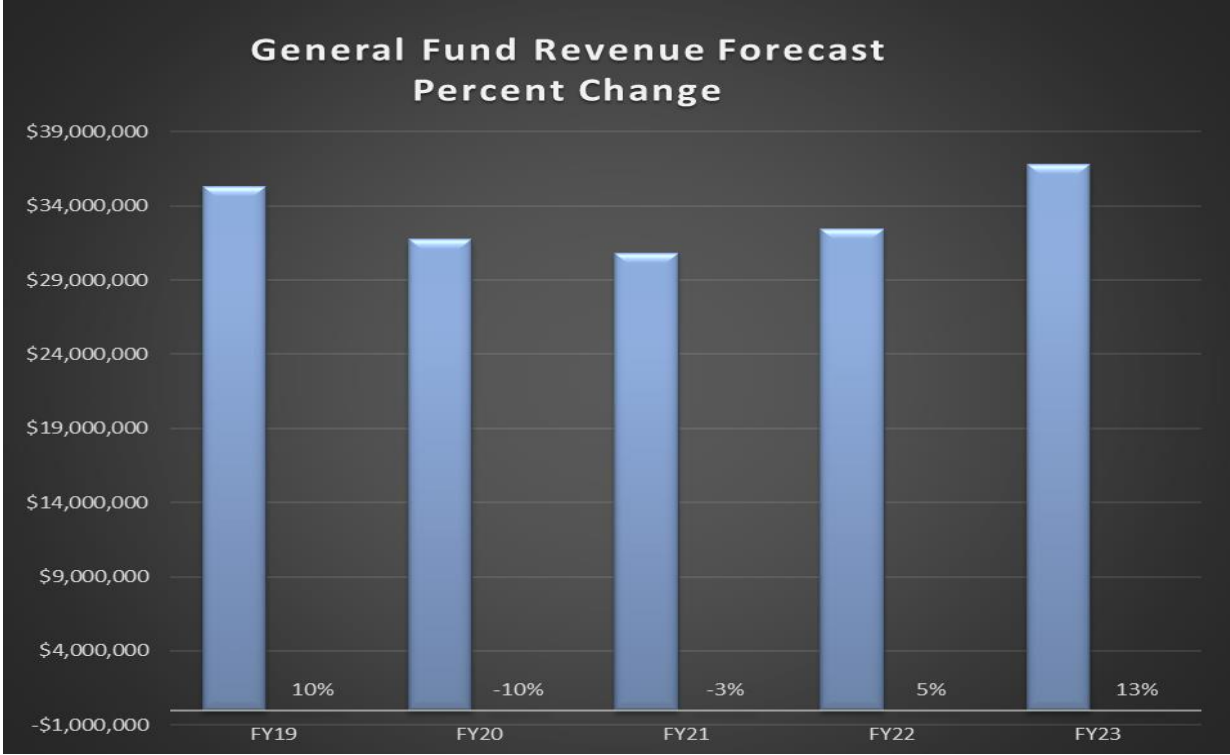
CITY OF COLLEGE PARK, GEORGIA
FISCAL YEAR 2023 BUDGET

FY 2022-23 General Fund Summary
Dollars Millions

	Projected FY 22	Proposed FY 23
Beginning Fund Balance	<u>\$29.0</u>	<u>\$34.1</u>
Revenue	37.5	36.8
Expenditures	<u>32.4</u>	<u>36.8</u>
Ending Fund Balance	<u><u>\$34.1</u></u>	<u><u>\$34.1</u></u>
Unassigned Fund Balance	\$21.3	\$21.3
*Req. Unassigned Fund Balance 30%-60%	\$9.1	\$9.5

*Transfers-out are omitted from expenditures to arrive at unassigned fund balance.

**CITY OF COLLEGE PARK, GEORGIA
FISCAL YEAR 2023 BUDGET**



CITY OF COLLEGE PARK, GEORGIA
FISCAL YEAR 2023 BUDGET

BUDGET BY CATEGORY

GENERAL FUND

The General Fund is a service organization involved with providing services to the entire citizenry; and simply stated, it represents the expenditures for governmental operations. The expenditures, largely personnel services, are susceptible to inflationary increase and the revenues for the upcoming fiscal year will remain constant.

The General Fund required unassigned fund balance of 30%-60%, shows an estimated increase of \$400,000 when FY 2022-2023 is compared to FY 2021-2022. The City's GASB 54 Fund Balance Policy requires the City to maintain an Unassigned General Fund Balance between 30%-60% based upon annual budgeted expenditures. As of June 30, 2021, the City's unassigned fund balance \$15,097,782 is 41 % of the total proposed General Fund expenditures.

The increase is primarily due to the slight uptick in revenue projections for FY 2022. Transfers out were omitted from the calculated required fund balance. In FY2022, transfers out were equivalent to \$850,400 compared to FY2023 transfers out of \$806,439. In the past, the fund balance has been used to fund capital improvements and one-time basic services. In the FY2022-2023 budget, the General Fund appropriated the following transfers out to: (1) Golf Course of \$261,305 for contractual services and operating expenditures and (2) E911 of \$545,134 for salaries and operating expenditures.

There are however, other funds, which help supplement the General Fund Revenues and reduces city residents' tax liability.

Operating Transfers In–Hospitality Fund in the amount of \$3,634,559. This amount is dedicated to economic development efforts in the City (the costs of the Business Development and Main Street Departments) as well as an appropriation to further the general purposes of the City government. The funds are included in the General Fund Revenues for the following reasons:

1. The combination of the Hotel/Motel Tax and the Special District Tax when added to operating revenues from the Georgia International Convention Center (GICC), are more than sufficient to cover all of the debt service on the existing and adopted bonds as well as all other costs.

- The expenditures necessary to continue with the new developments are a valid use of the Hotel/Motel Taxes.

Also included in revenues are operating transfers from Enterprise Funds that represents funds allocated costs for shared computer services, administrative costs, operating expenses and payment in lieu of taxes:

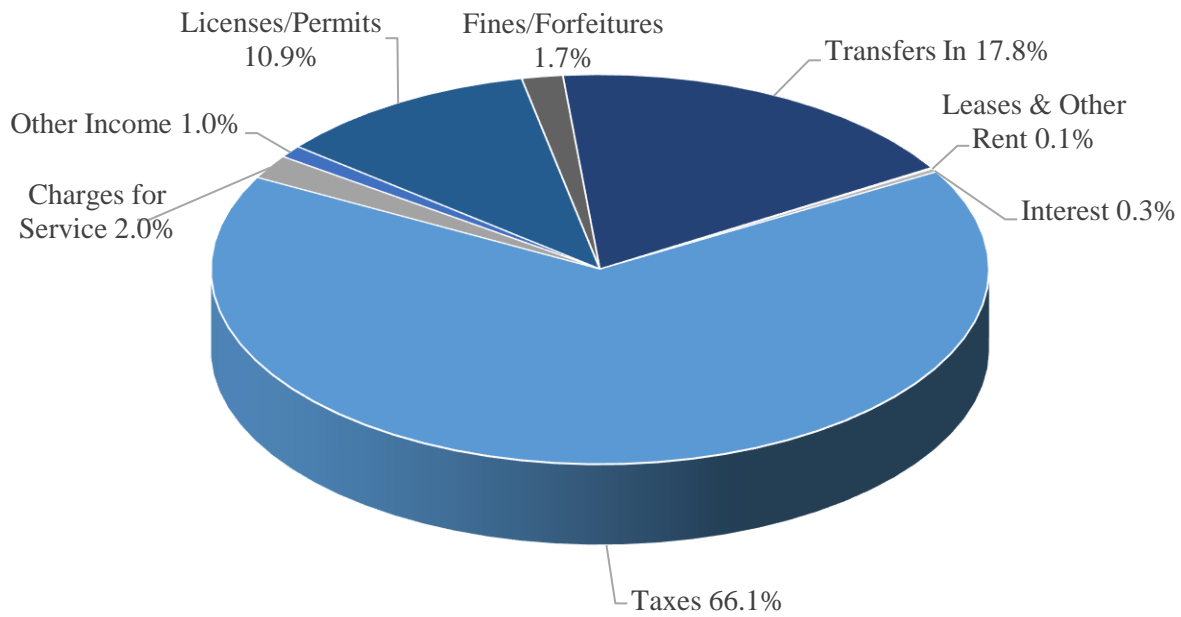
- Car Rental - \$371,068
- Storm Water - \$250,000
- FAA - \$1,100,000
- Electric Fund - \$1,200,000

CITY OF COLLEGE PARK, GEORGIA
FISCAL YEAR 2023 BUDGET

REVENUES

Revenue Source	FY 2023 Budget	%
Taxes	\$24,358,873	66.14%
Charges for Service	\$738,000	2.00%
Other Income	\$373,275	1.01%
Licenses/Permits	\$4,032,000	10.95%
Fines/Forfeitures	\$629,311	1.71%
Transfers In	\$6,555,627	17.80%
Leases & Other Rent	\$31,375	0.09%
Interest	\$111,000	0.30%
Total	\$36,829,461	100%

**CITY OF COLLEGE PARK, GEORGIA
FISCAL YEAR 2023 BUDGET**



Ad Valorem (Property Tax)

The FY 2022-2023 General Fund (Operating Budget) proposes an increase of 1% to the millage rate of 12.619 mills, as adopted during FY 2022-2023.

	<u>2021-2022</u>	<u>2022-2023</u>	<u>% Change</u> <u>+ / (-)</u>
General Fund (mills) (General Operating)	12.619	13.619	1%

City of College Park					
5 Year Millage History					
Fiscal Year	State of Georgia Millage	Operating Millage	Hotel/Motel Millage	Convention Millage	Total City
2019	-	12.619	14.5	7.5	34.62
2020	-	12.619	14.5	7.5	34.62
2021	-	12.619	14.5	7.5	34.62
2022	-	12.619	20.0	20.0	52.62
2023	-	13.619	20.0	20.0	53.62

The tax rate levied against the City’s new assessed valuation (taking into consideration the application of homestead exemption and the assessment ratio of 40% of taxable value for all properties) is expected to yield an increase for FY 2022-2023 over the amended budget for FY 2021-2022. This anticipated increase of the tax digest is predominantly due

CITY OF COLLEGE PARK, GEORGIA FISCAL YEAR 2023 BUDGET

to an estimation of the revaluations of existing properties throughout the City and a 1% millage rate increase.

The City's total assessed valuation of properties of all types, residential and commercial throughout the City has increased from \$1,238,243,280 in 2021 to \$1,273,898,206 in 2022. Projected Freeport Inventory Tax initiative at 60% will yield a reduction of taxable assessment of \$30,781,284.

The Flight Equipment Tax, computed on the value of the airplanes and related equipment parked on the airport concourses within College Park's jurisdiction as of January 1st, is projected to increase from \$2,569,233 to \$2,653,000 in the FY 2022-2023 Budget. The collections are based on actual billings for the calendar year 2021. Valuations are self-reported by the airlines to the Department of Revenue and are listed in the Utility Digest. Additional factors that affect the valuation include aging fleets, depreciated values and a decline in the number of airlines with fleets based at the Atlanta airport when not in operation.

The GICC Special District Tax is presently a 20.0 mills tax rate applied to businesses operating in the defined special district. This tax was imposed to recover amounts from the economic benefits enjoyed by these entities provided by the Georgia International Convention Center. All of the tax collections are used to supplement facility-generated revenues and to provide for debt service. This revenue is projected to be \$640,470 in FY2022-2023.

Ad Valorem (Vehicles)

The assessed valuation of vehicles has decreased from \$4.28 million in 2021 to \$2.22 million in 2022. The decrease is a result of the new Title Ad Valorem Tax (TAVT) revenue recognition process. All new purchases of vehicles, whether from a dealership or an individual, are subject to a one-time 6.6% State of Georgia Title Ad Valorem Tax (TAVT). This law became effective March 1, 2013. All vehicles purchased after March 1, 2013 are no longer subject to the annual ad valorem tax (birthday tax). The car rental companies remit taxes on their inventory based on an alphabet/ month schedule, i.e. Alamo would submit taxes in January (A-B), Enterprise in March (E-H), Hertz in May.

Other Revenues

The local economy was significantly adversely impacted by the coronavirus pandemic during fiscal years 2020 and 2021. The local economy has shown improvement for fiscal year 2022, and the City anticipates that during FY2022-2023, revenues will continue to improve. Nonetheless, certain revenue streams were thoughtfully budgeted conservatively as there remain some uncertainty of when the economy will fully recover from the pandemic.

College Park finalized negotiations with Clayton County for their share of local option sales tax (LOST) during FY 2013-2014. Clayton County LOST distributions to College Park increased for FY 2022-2023 by \$43,567. Fulton County LOST distributions budgeted amount is estimated to decrease in FY2022-2023 by \$112,667 when compared to FY2021-2022 actuals. The City remains conservative when projecting future revenues due to the uncertainty of the effects of Covid-19. Municipalities receive LOST distributions from the County based on eight criteria. The agreement for LOST distributions is for 10 years.

CITY OF COLLEGE PARK, GEORGIA FISCAL YEAR 2023 BUDGET

EXPENDITURES

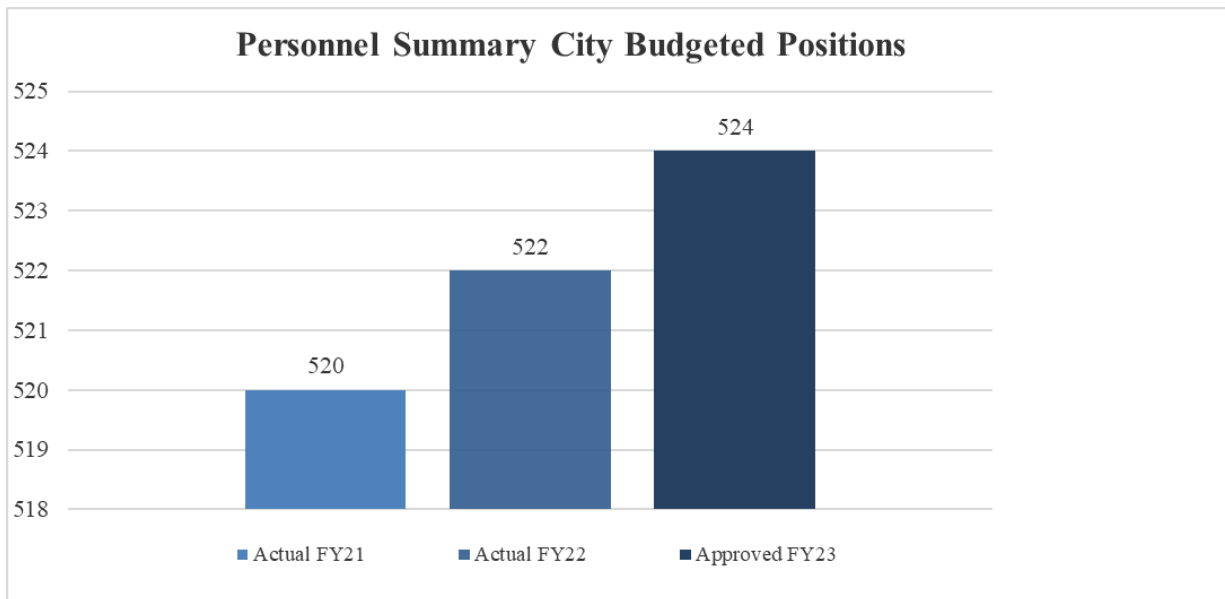
The adopted general fund expenditures budget for FY 2022-23 will be \$853,369 less than the amended FY 2021-22 Budget, representing a reduction of 2%. In general, Operating Expenses decreased .25%, Personnel Costs increased .28%, Materials/Supplies decreased .10%, and Cost of Sales in the General fund increased by .14% Capital Outlay budget decreased by 0.17% and Operating Transfers decreased by .04%.

Personnel Costs

The Personnel Costs (salaries, wages and employee benefits) in the proposed 2021-2022 Budget Year will equal approximately 70% of the General Fund (Operating Budget) net of Operating Transfers. This budget will sustain the current level of municipal services to the City of College Park.

The total personnel count for the overall budget program (All Funds) for the Adopted FY 2022-2023 is 524 positions. For the General Fund Budget, the total personnel count is 374 positions and reflects a change in personnel count from FY 2021-22. For the Other Funds Budget, the total personnel count is 150 positions.

The City's recommended pension contribution is 23.99% compared to 20.51% in FY2020-2021. This computation is based on the results of the most recent Georgia Municipal Association actuarial report. For FY 2022-2023, the City will continue its Healthy City Initiative Program for City employees.



CITY OF COLLEGE PARK, GEORGIA
FISCAL YEAR 2023 BUDGET

FY 2023 Summary of Positions by Department

City Personnel

524.00 Positions City-Wide

General Government

62.00

11.00 Legislative
6.00 Executive
5.00 Accounting
4.00 Financial Administration
1.00 Business License
3.00 Human Resources
4.00 Engineering
9.00 Information Technology
3.00 Inspection
3.00 Public Information
1.00 Purchasing
12.00 Customer Service

Public Safety

229.00

17.00 E-911 Communications
1.00 Emergency Management Services
7.00 Fire Administration
66.00 Fire Suppression
15.00 Police Administration
94.00 Police Patrol
12.00 Police Investigation
6.00 Corrections
11.00 Municipal Court

Community Services

127.00

8.00 Economic Development
62.00 Convention Center
15.00 Gateway Arena
6.00 Golf Course
1.00 Main Street
3.00 Recreation Administration
7.00 Recreation Facilities
25.00 Recreation Programs

Public Works

106.00

27.00 Buildings & Grounds
13.00 Electric Line
10.00 Highways & Streets
3.00 Meter Reading
2.00 Public Works Administration
29.00 Sanitation
3.00 Storm Water Utility
1.00 Warehouse
18.00 Water and Sewer

CITY OF COLLEGE PARK, GEORGIA
FISCAL YEAR 2023 BUDGET

Operating Expenditures

The total cost of operating expenditures reflects a decrease in the FY 2022-2023 Approved General Fund budget of \$2,428,352 compared to the FY 2021-2022 amended budget.

The decrease is comprised of the following object accounts:

Communications/Utilities	73,790
Rentals	(10,520)
Repairs & Maintenance	(228,180)
Building & Maintenance	(200,748)
Training & Education	68,900
Other Services & Charges	(2,131,594)
	<u>(2,428,352)</u>

Materials and Supplies

The total cost of Materials and Supplies reflects an increase in the proposed FY 2022-2023 General Fund budget of \$129,069 than of the FY 2021-2022 amended budget.

Capital Outlay

The cost of Capital Outlay increased from \$3,783,359 from the Amended FY 2021-2022 budget of \$11,599,644, the adopted FY 2022-2023 Budget \$15,383,003.

A comprehensive listing and explanation of these Capital Improvement items appropriated under All Funds FY 2021-2022 are provided in the Capital Improvement listing.

It is advisable, as well as extremely important, for a City to undertake and maintain an on-going viable annual capital improvement program yearly because these costs in total are usually the heaviest faced in any budget. Proper scheduling of capital improvement projects, as well as a level appropriation (i.e., an equal dollar allocation each fiscal year), prevents excessive costs in any one budget year.

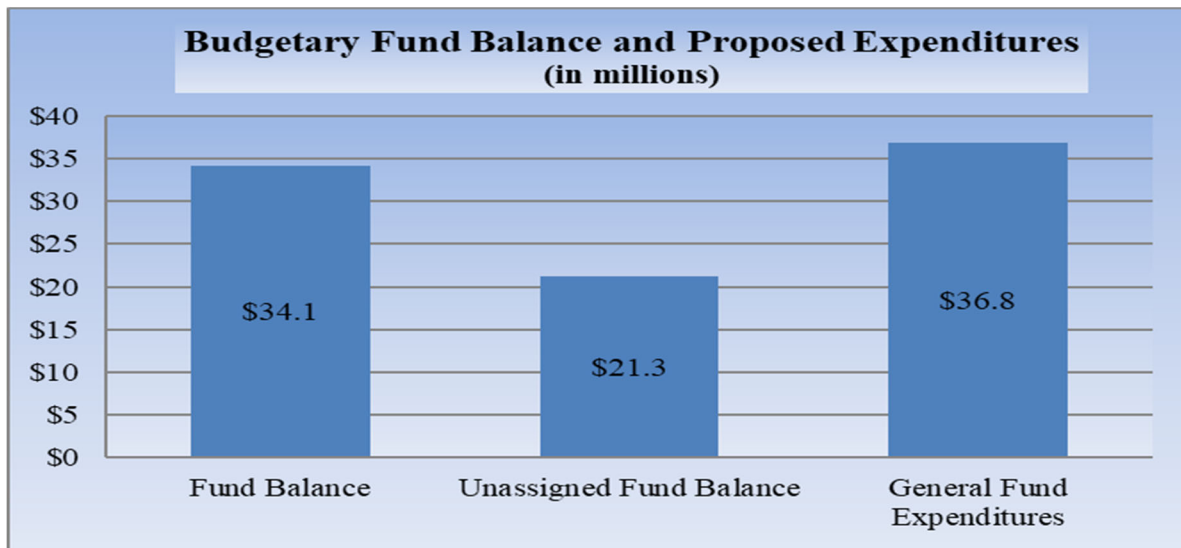
CITY OF COLLEGE PARK, GEORGIA
FISCAL YEAR 2023 BUDGET

Capital Outlay Summary by Fund

	Amended Budget FY2021-22	Proposed Budget FY2022-23	Increase (Decrease)
General Fund	\$ 5,186,458	\$ 4,904,468	\$ (281,990)
State Drug Fund	107,400	-	(107,400)
E911 Services Fund	3,500	-	(3,500)
CDBG Fund	250,000	-	(250,000)
Grant Fund	150,000	-	(150,000)
TSPLOST Fund	2,268,247	2,775,391	507,144
SPLOST	-	699,000	699,000
Water/Sewer Fund	20,000	300,139	280,139
Electric Fund	2,661,000	4,477,000	1,816,000
Golf Course Fund	35,000	9,499	(25,501)
Sanitation Fund	45,000	531,030	486,030
Stormwater	-	467,886	467,886
Convention Center Fund	410,000	520,000	110,000
Gateway Arena	-	84,900	84,900
FAA Fund	63,039	363,690	300,651
BIDA Fund	400,000	250,000	(150,000)
Total	\$ 11,599,644	\$ 15,383,003	\$ 3,783,359

Fund Balance

The graph below illustrates the Unassigned General Fund Balance and Total General Fund Balance as a percentage of General Fund Expenditures projected for June 30, 2022. The City’s GASB 54 Fund Balance Policy requires the City to maintain an Unassigned General Fund Balance between 30%-60% based upon annual budgeted expenditures. The Unassigned General Fund Balance is at 46.5%.



CITY OF COLLEGE PARK, GEORGIA
FISCAL YEAR 2023 BUDGET

Debt Service

There is currently no debt service obligation in the General Fund budget.

Summary

To summarize the General Fund, the budget maintains the current level of municipal services and programs. There is 1% increase to the millage rate. The FY 2022-2023 Adopted Budget includes a staff increase of two positions in the General Fund. The city's recommend pension contribution has remained the same.

**BUDGET BY FUNCTION
POWER ENTERPRISE FUND**

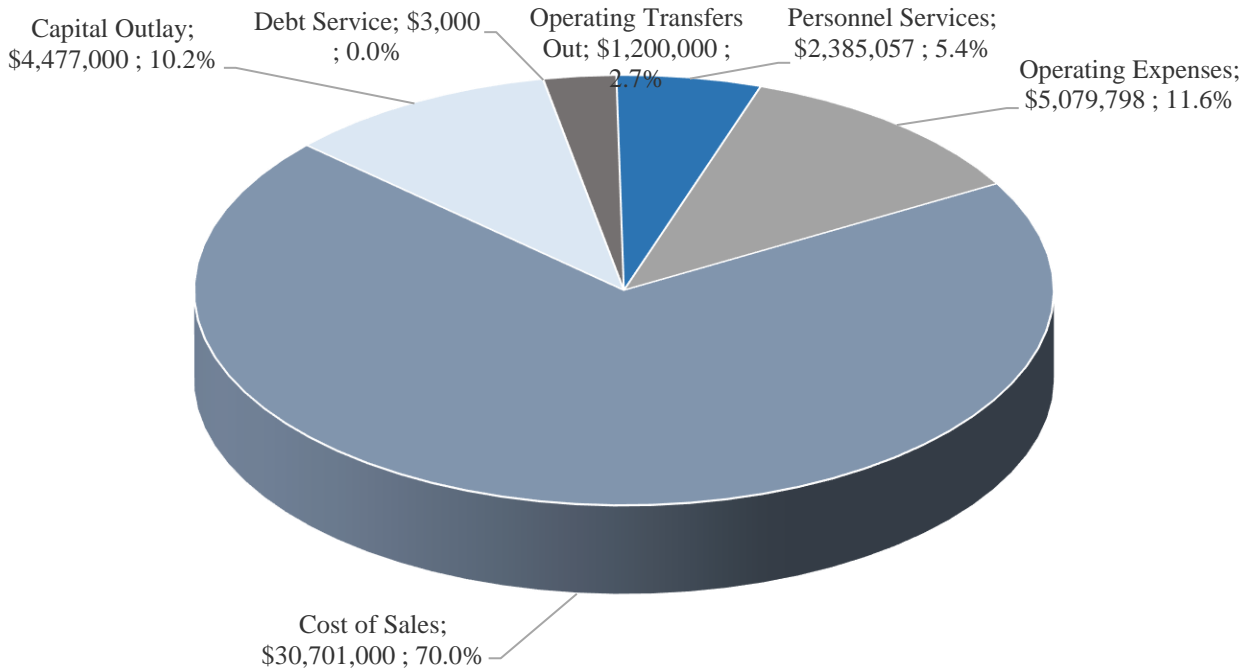
The **Power Fund** accounts for the activities of the City's electric distribution operations. Electrical services are purchased through a cooperative association of municipalities within the state and sold to residents of the City.

Revenues

Revenue Source	FY 2023 Budget	%
Sales to Residential	9,300,000	21.21%
Sales to Commercial	30,300,000	69.11%
Sales Convention Center	1,452,855	3.31%
Other City Sales	620,000	1.41%
Meters and Bases	120,000	0.27%
Other Income	2,053,000	4.68%
Total	\$43,845,855	100%

CITY OF COLLEGE PARK, GEORGIA FISCAL YEAR 2023 BUDGET

Expenses



Until approximately 1998, College Park was legally limited in the ability to sell or trade this excess generating capacity. However, beginning in 1998, federal and state laws governing such sales changed so that energy could now be traded as a commodity, allowing College Park to more effectively address the excess capacity cost obligation. By selling it to other Municipal Electric Authority of Georgia (MEAG) cities (i.e., Inter-Participant Transfers or IPT's) and into the open market, as well as seeking other opportunities to this asset such as competing for "off-system" competitive loads. This effort continues as evidenced by the agreement in FY 2008 between College Park and two of its sister electric cities for the long-term sale of 21MW of excess capacity.

In order to continue the City's efforts to maximize the opportunities available as a result of excess power supply position, College Park Power has completed or is contemplating the following measures:

- College Park Power in conjunction with MEAG has established the above-mentioned "Municipal Competitive Trust Fund", which is administered by MEAG for the benefit of each MEAG participant. The purpose of this fund is to offset future wholesale power cost increases, which allow each MEAG participant to stabilize rates and become increasingly competitive with surrounding public and private utilities.
- A comprehensive cost of service study was completed based on data collected for Fiscal Year End June 30, 2009 and showed that overall rates are continuing to adequately recover all operating costs plus a reasonable margin. It also showed that College Park Power has some of the lowest rates in the State of Georgia. Georgia's 94 electrical

**CITY OF COLLEGE PARK, GEORGIA
FISCAL YEAR 2023 BUDGET**

companies participated in a 2014 rate analysis, performed by the Georgia Public Service Commission, which disclosed that College Park Power’s winter rates were the 13th lowest and their summer rates were the 35th lowest in the State.

- The College Park Power has completed transitioning all electric meters and water meters to the advanced stage of remote reading, connections, and disconnections. The process involves a pilot project, full deployment of meters, and a parallel read period. Once completed, College Park Power and the Customer Service Department will have remote access to all meters for real time data and re-reads to expedite customer service needs.
- All City departments contribute to the revenue stream by paying for their actual costs of electricity. The estimated revenue from Other City Sales is \$600,000 for FY 2022-2023.
- The Georgia International Convention Center (GICC) power is \$1.5 million for FY 2022-2023.

WATER AND SEWER FUND ENTERPRISE FUND

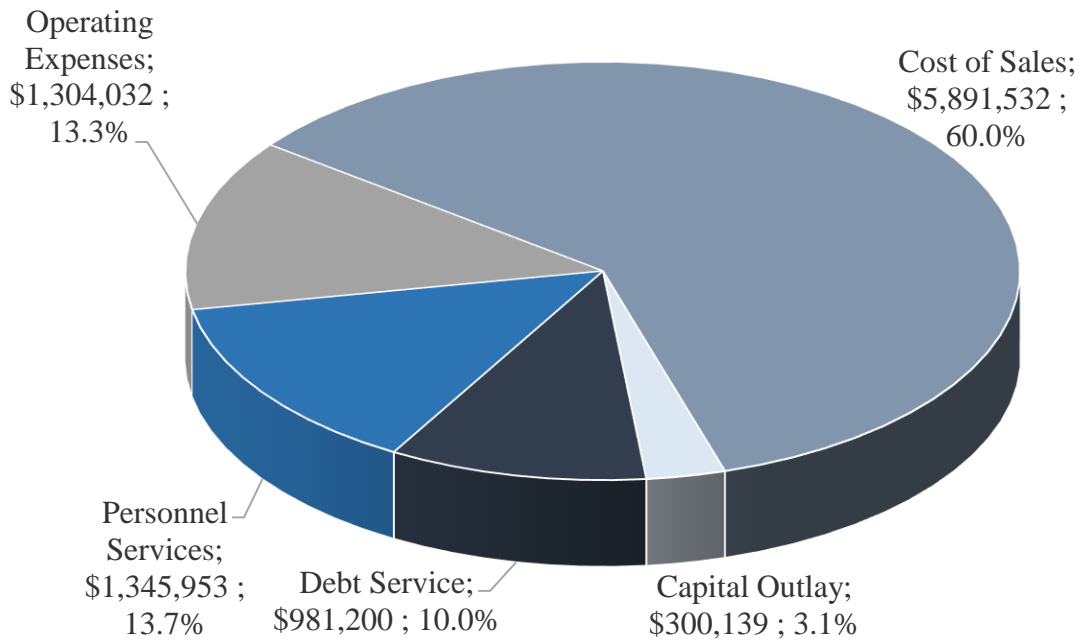
The **Water/Sewer Fund** manages the City Water and Wastewater Operations to provide safe/reliable services and maintain compliance with all federal and state requirements. Monitor and update the High Performance Work System, which promotes efficient use of the various disciplines within the Operation’s program. Revenues are generated from user charges for services and interest on investments.

Revenues

Revenue Source	FY 2023 Budget	%
Sales To Residential	1,800,000	18.32%
Sales To Commercial	3,427,488	34.89%
Sales/Resid. Sewer	1,656,000	16.86%
Sales/Comm. Sewer	2,541,900	25.88%
Water Taps	30,000	0.31%
Sewer Taps	5,000	0.05%
Sewer Surcharge	276,000	2.81%
Sales Convention Center	60,000	0.61%
Other City Sales	21,468	0.22%
Sewer Assessments	5,000	0.05%
Total	\$9,822,856	100%

**CITY OF COLLEGE PARK, GEORGIA
FISCAL YEAR 2023 BUDGET**

Expenses



The City of College Park owns and operates a Water Distribution System and a Sanitary Sewer Conveyance System. The City of East Point provides approximately 3 million gallons of portable water to College Park per day. FY 2021-22 budget reflected a 5% increase in the water rate, which became effective July 1, 2020. The City of Atlanta and Fulton County provides treatment of the City’s wastewater. During FY 2009-10, the City of College Park began to purchase an estimated .5 to 1.5 million gallons of potable water per day from the Clayton County Water Authority as a secondary source of water supply.

During FY 2012-13, the City began construction to develop groundwater wells to supplement their existing water supply. Well No. 1 was completed and has a pumping capacity of 70 gallons per minute or 100,000 gallons per day. To treat more than one well with the filters, flows can be blended with finished water. Also, chemical feed capacity can be increased easily to treat up to 300,000 gallons per day at facility. During FY 2017-2018, the City performed exploration for additional water wells and will continue those explorations during FY 2022-2023.

**CITY OF COLLEGE PARK, GEORGIA
FISCAL YEAR 2023 BUDGET**

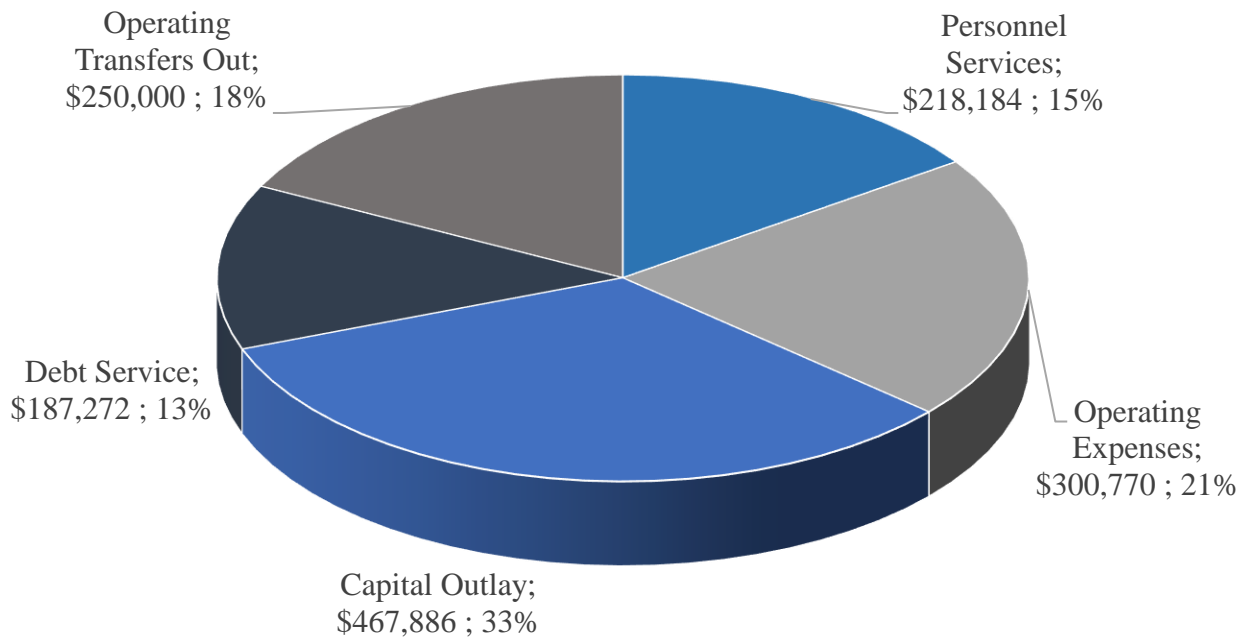
STORM WATER UTILITY FUND ENTERPRISE FUND

The **Storm Water Utility Fund** accounts for the repair and maintenance of the City’s storm sewer collection system. This fund allows the City to collect a monthly fee from residential and commercial utility customers for the amount of impervious surface that allows storm water run-off from their property into the City’s storm water sewer system.

Revenues

Revenue Source	FY 2023 Budget	%
Sales To Residential	145,200	10.20%
Sales To Commercial	1,260,000	88.48%
Sales Convention Center	7,644	0.54%
Other City Sales	11,268	0.79%
Total	\$1,424,112	100%

Expenses



**CITY OF COLLEGE PARK, GEORGIA
FISCAL YEAR 2023 BUDGET**

On July 1, 2007, Mayor and Council approved the City of College Park’s Storm Water Utility Program. This program allows the City to collect a monthly fee from residential and commercial utility customers for the amount of impervious surface that allows storm water run-off from their property into the City’s storm water sewer system. Fees are based on single family units (SFU) and each customer is charged a fixed rate per unit depending upon category. Revenues from this fee are allocated to improve the City’s overall storm sewer infrastructure and enhance the existing (CPM) comprehensive preventive maintenance program, construction and general maintenance.

This is the fifteenth year of the program and we are addressing infrastructure needs; cost effective design and construction of the necessary improvements; providing leadership through implementation of best management practices (BPMs) that will enhance water quality throughout the City improving the overall quality of life for our citizens. During FY 2019-2020 the Storm Water Utility fund will continue making debt service payments on the \$2,000,000 of the funds received from Georgia Environmental Finance Authority. The outstanding loan balance at June 30, 2021 was \$1,165,051. There is no increase in the storm water fee for FY 2022-2023.

SANITATION ENTERPRISE FUND

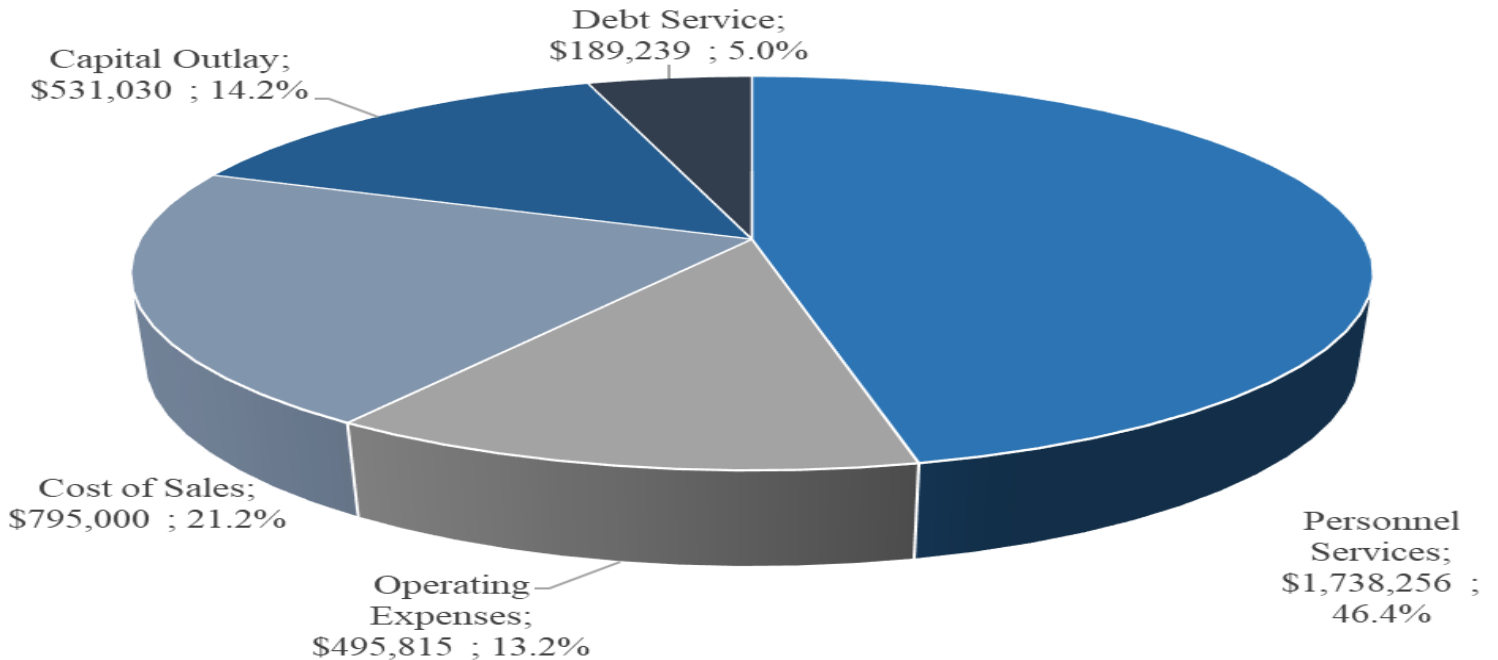
The **Sanitation Fund** is for residential and commercial trash pick-up, the City’s recycling program, animal control and yard waste curbside pick-up.

Revenues

Revenue Source	FY 2023 Budget	%
Sales To Residential	1,458,000	38.89%
Sales To Commercial	1,686,000	44.97%
Sales Convention Center	40,000	1.07%
Other City Sales	90,000	2.40%
Other Income	475,340	12.68%
Total	\$3,749,340	100%

**CITY OF COLLEGE PARK, GEORGIA
FISCAL YEAR 2023 BUDGET**

Expenses



In FY2020-2021, the City increased the solid waste collection fee by 10% for the first time since September 2006. The FY2021-2022 solid waste collection fee increased to \$18.15 from \$16.50 per household or unit. College Park also provides commercial collection within the corporate limits. Revenues collected for providing these services fund operations and capital expenditures within this division.

There is no Capital Expenses recommended for FY 2022-2023 budget.

CONVENTION CENTER ENTERPRISE FUND

The Georgia International Convention Center (GICC) opened at its current location in April 2003. The GICC is a premier facility in the Southeast United States, covering 400,000 square feet; which includes a 40,000 square foot ballroom (the largest in the State of Georgia) and a 150,000 square foot exhibition hall.

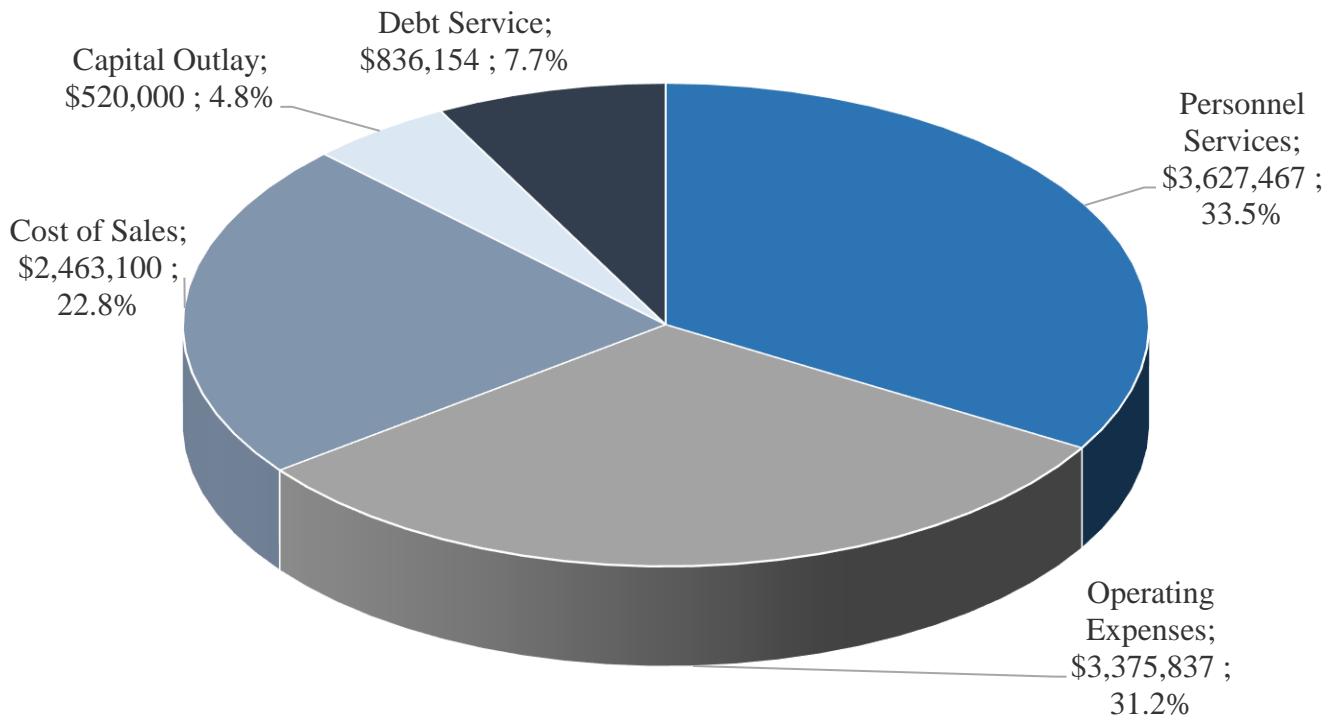
The total revenue budget for the GICC reflects an increase in the FY 2022-2023 Adopted Budget of \$1,078,294 from the amended budget for FY 2021-2022. The increase in revenue is primarily due to the financial picture is looking to be much improved and going forward the convention center should be at pre-pandemic levels from fiscal 2024 and beyond

**CITY OF COLLEGE PARK, GEORGIA
FISCAL YEAR 2023 BUDGET**

Revenues

Revenue Source	FY 2023 Budget	%
Sales Food & Beverage	4,100,000	37.88%
Security Revenue	200,000	1.85%
Parking Rental	850,000	7.85%
Meeting Rooms	2,300,000	21.25%
Rentals	530,000	4.90%
Other Income	405,000	3.74%
Operating Transfers In	2,437,558	22.52%
Total	\$10,822,558	100%

Expenses



**CITY OF COLLEGE PARK, GEORGIA
FISCAL YEAR 2023 BUDGET**

Adopted Budget expenditures for FY 2022-2023 indicate an overall increase in personal services, employee benefits, cost of sales, and capital expenditures of \$1,078,294. This increase is comprised of the following object accounts:

Convention Center-Change in Revenues	Increase/(Decrease)
Sales Food and Beverage	350,000
Security	50,000
Parking	100,000
Meeting Rooms	550,000
Equipment/Electrical Rental	(5,000)
Telecommunications	-
Audio Visuals	25,000
Miscellaneous Income	42,900
Operating Transfer In	19,700
Administrative/Hospitality	(286,351)
Transfer-GICC	232,045
Total Net Change in Revenue	<u>1,078,294</u>

Convention Center-Change in Expenses	Increase/(Decrease)
Personal Services	621,472
Employee Benefits	186,117
Cost of Sales	167,225
General Operating Expenses	(29,836)
Capital Outlay	110,000
Debt Service	23,316
Total Net Change in Expenses	<u>1,078,294</u>

**CITY OF COLLEGE PARK, GEORGIA
FISCAL YEAR 2023 BUDGET**

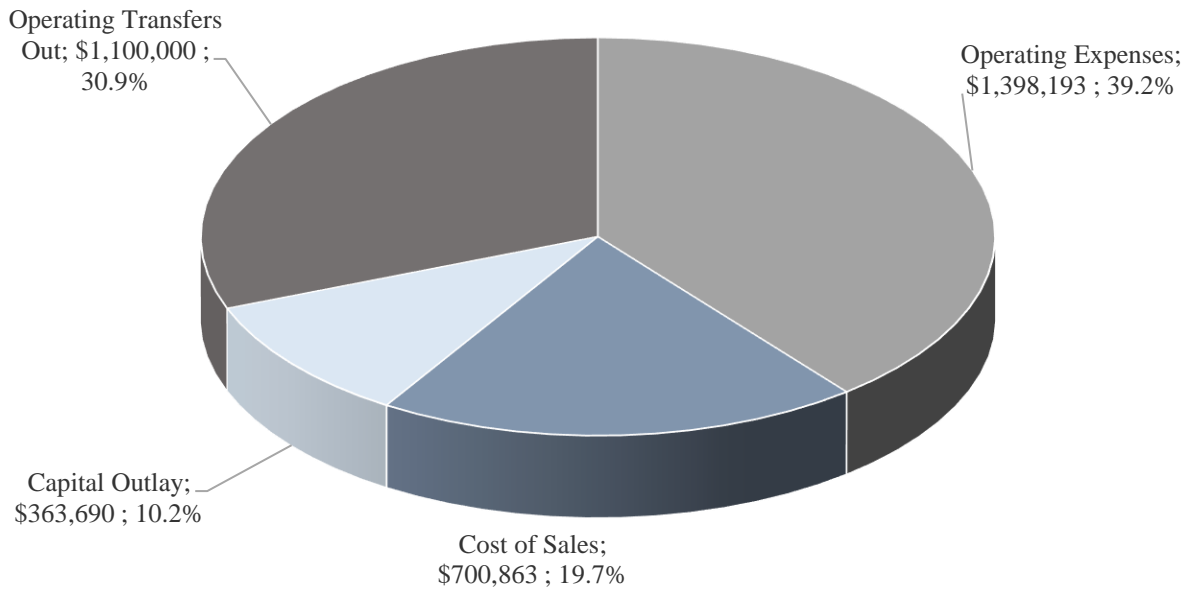
FEDERAL AVIATION ADMINISTRATION ENTERPRISE FUND

The Federal Aviation Administration (FAA) Fund is used to account for the lease of office buildings to the General Services Administration of the federal government regional headquarters. This fund also accounts for the operating activities of these buildings as well. Its revenue sources are derived from projected facility rental income of \$3,500,000 and interest income of \$6,000.

Revenues

Revenue Source	FY 2023 Budget	%
Facility Rental	3,562,746	100.00%
Total	\$3,562,746	100%

Expenses



BUSINESS INDUSTRIAL AND DEVELOPMENT AUTHORITY

The Business Industrial and Development Authority (BIDA) work to encourage business relocation and expansion by offering access to BIDA owned property and BIDA funding initiatives. The purpose of BIDA, according to Georgia Senate Resolution No. 348, is to attain development and promote for the public good, general welfare, trade commerce, and industry and employment opportunities. BIDA revenue sources are derived from sales of land, rental income and property tax income.

BIDA’s budget increased from \$8,462,044 in the Amended FY 2021-2022 to \$9,473,078 in the Adopted FY 2022-2023. The adopted budget increase is primary due to additional amounts for operational transfers. The debt service obligation

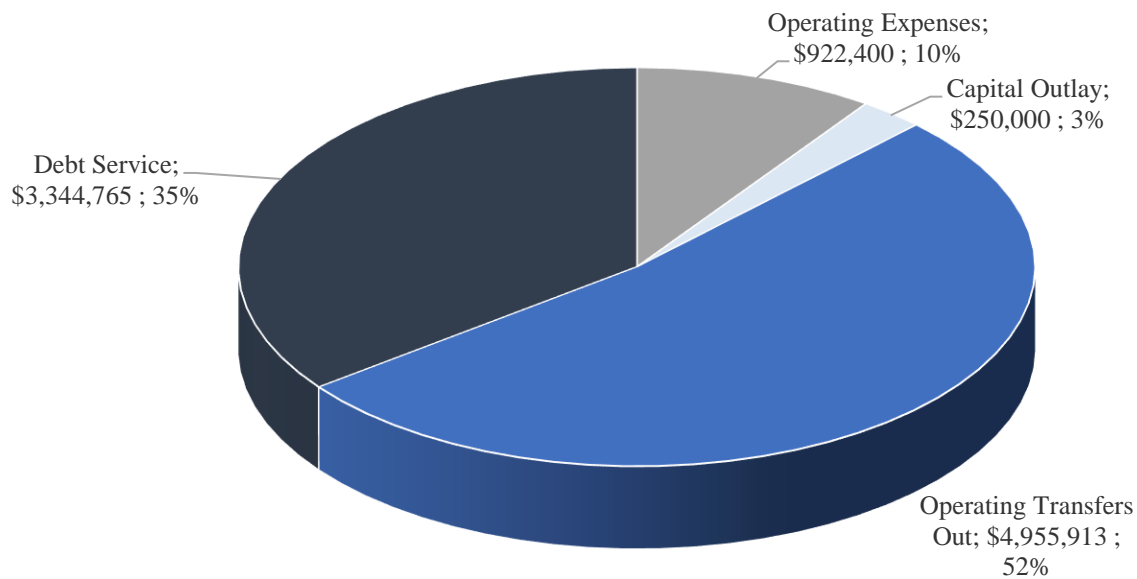
**CITY OF COLLEGE PARK, GEORGIA
FISCAL YEAR 2023 BUDGET**

is captured in the Arena Fund.

Revenues

Revenue Source	FY 2023 Budget	%
PILOT's Income	1,986,491	20.97%
Sales Land	3,500,000	36.95%
Leases & Other Rent	920,168	9.71%
Other Income	727,766	7.68%
Intergovernmental	800,000	8.44%
Operating Transfers In	1,538,653	16.24%
Total	\$9,473,078	100%

Expenses



**CITY OF COLLEGE PARK, GEORGIA
FISCAL YEAR 2023 BUDGET**

GOLF COURSE ENTERPRISE FUND

The Golf Course Fund is used to report the revenues and expenses generated or incurred through golf course activities. Its revenue sources are derived from fees and equipment rental. The Golf Course operating budget for FY 2021-2022 is \$627,805.

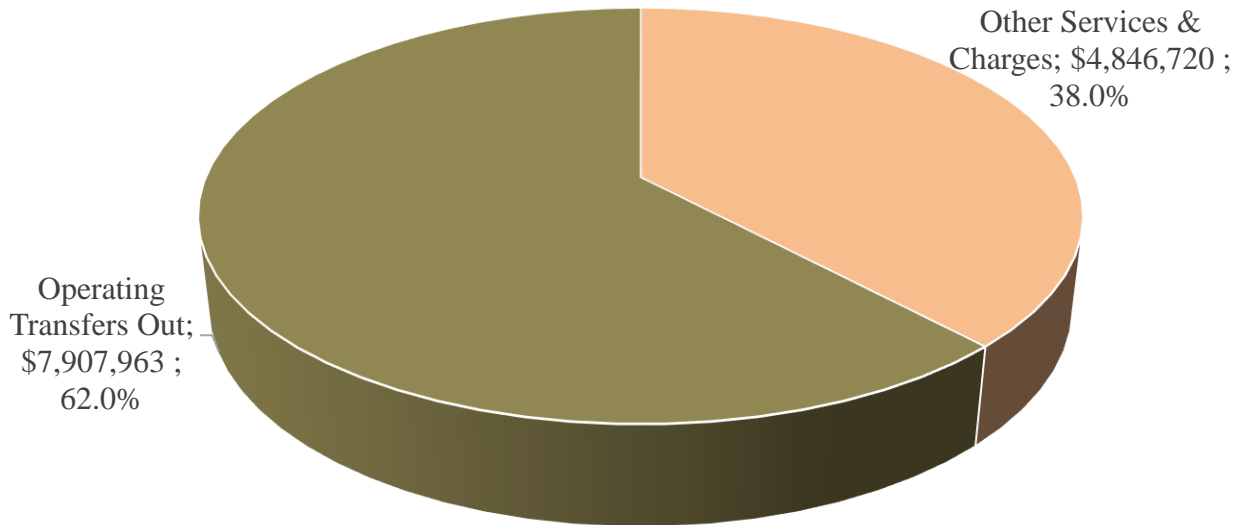
SPECIAL REVENUE FUNDS

HOSPITALITY FUND

Revenues

Revenue Source	FY 2023 Budget	%
Taxes	12,754,683	100%
Total	\$12,754,683	100%

Expenditures



**CITY OF COLLEGE PARK, GEORGIA
FISCAL YEAR 2023 BUDGET**

The total revenue budget for the Hospitality Fund reflects an increase in the FY 2022-2023 budget of \$1,511,951. Although the Hotel/Motel industry has been effected the hardest during the coronavirus pandemic, there is evidence hotels are experiencing increases in room occupancy. This trend is projected to continue throughout FY2023.

With the passing of the 2% increase in the Hotel/Motel excise tax in FY 2011-12, the City of College Park created a College Park Destination Marketing Organization (CP-DMO), a non-profit, non-sectarian corporation. The general purpose of the CP-DMO is to operate exclusively for the purpose of promoting tourism, attracting groups, conventions and trade shows to the City of College Park's convention venue, local hotels and restaurants.

Mayor and Council ratified the 2% Hotel/Motel tax increase that became effective on July 1, 2011. 1.5 % of the Hotel/Motel tax increase will be used for the CP-DMO and .5% may be used for tourist/convention product development (CP-TPD). A Destination Marketing Organization line item has since been established in the Hospitality Fund budget.

The distribution of these tax collections is as follows:

- General Fund – \$3,634,559

This transfer covers the costs of the Main Street and Business Development departments, as well as the portion of collections not necessary for bond debt or other purposes from funds other than the General Fund.

- GICC – \$2,045,463

This amount is transferred to pay principal and interest on bond debt, as well as to cover operational costs associated with the GICC facility.

- Gateway Arena - \$1,502,941

This amount is transferred to cover operational costs.

- BIDA – \$725,000

This transfer is to cover bond debt payments.

- CP-DMO – \$2,072,880

This amount is distributed to the CP-DMO to promote tourism, conventions, and trade shows by the CP-DMO.

- CP-TPD – \$560,148

This amount is allocated for tourism/convention product development.

GICC SPECIAL DISTRICT FUND

This fund is set up to pay the bond interest and principal expenses for the Gateway development (including the GICC) and the Global Gateway Connector infrastructure through a transfer to the GICC fund. A special district tax was

**CITY OF COLLEGE PARK, GEORGIA
FISCAL YEAR 2023 BUDGET**

established in late 2001 for the entire project in anticipation that the tax revenues generated from new development within the redevelopment area (7.5 mills) would pay the annual debt service. Due to a lack of development, an infusion of funds from the Hospitality Fund will need to occur to make up the balance due on the annual payment. The Automated People Mover (APM) and hotel development opened in this tax district in December 2009. We anticipate that sufficient revenues would be collected to pay the annual debt service. The primary revenue source for the GICC Special District Fund in FY 2021-2022 is fund income of Special District Taxes estimated at \$640,470.

COMMUNICATIONS (E911) FUND

The E-911 Fund accounts for monthly user charges on telephone service for operation and maintenance of the E-911 System, as well as for capital equipment purchases. This fund contains the Police Dispatchers as well as E911 Operators and the costs of providing those services to the community. Its revenue sources are derived as an Operating Transfer In from the General Fund of \$580,134, as well as the projected E911 collections and interest of \$378,280 for FY2022-23.

CAR RENTAL FUND

Car rental funds are used to account for revenue and expenditure of taxes collected from the excise tax levied on rental cars in the City.

Car Rental Tax collections for the FY 2022-2023 have been budgeted upon the settlement of the funding formula litigation. This fund is projected to receive \$3,200,000 in FY 2022-2023. Collections for prior years are as follows:

Fiscal Year	Amount	Fiscal Year	Amount
2013	\$2,602,801	2018	\$3,511,614
2014	\$2,712,754	2019	\$3,847,611
2015	\$2,921,337	2020	\$4,675,893
2016	\$3,173,391	2021	\$580,470
2017	\$3,161,590	2022	\$3,600,000

The annual allocations are added to the existing fund balance, less expenses for projects. The Car Rental Tax may only be expended for public safety projects, parks and recreation projects, and convention center/tourism uses.

Projected disbursements from this fund for FY 2022-2023 are for costs associated with bonded indebtedness, operating expenditures and recreation and public safety projects.

GRANT FUNDS

This fund accounts for activities carried out by the City under the terms of various intergovernmental grants. Numerous federal and state grants comprise the Grants Funds. Most grants require either local match funds or soft (in-kind) contributions. Below are the amounts budgeted for FY 2022-2023.

Community Development Block Grant (CDBG) Fund \$0 – This Fund reports the grant revenue from the CDBG and the expenditure of those funds.

Confiscated Drug Funds \$10,000 - This Fund records the proceeds from confiscated drug funds and the

CITY OF COLLEGE PARK, GEORGIA
FISCAL YEAR 2023 BUDGET

expenditures of those funds on police-related operations, supplies and/or capital items.

State Drug Fund \$14,000 – This Fund reports the City share of State Drug monies that are confiscated by the City.

CAPITAL PROJECT FUNDS

Special Local Option Sales Tax Fund (SPLOST) Fund \$799,000 – This fund accounts for proceeds of a sales tax levied in Clayton County, which will be used by the City for the exclusive purpose of capital outlay projects.

TSPLOST Fund \$2,775,391- This fund accounts for various Capital Projects for infrastructure throughout the City.

Long-Range Financial Planning

The City of College Park has begun preliminary engineering activities for the extension of Rhodes Street. Horizontal and vertical alignments have been established. GDOT has permitted the modifications to the intersection of Camp Creek Parkway and Airport Boulevard allowing the connection of Rhodes Street to a signalized intersection. All construction will be completed on property owned by the Georgia Department of Transportation (GDOT) and the Business and Industrial Development Authority (BIDA). There are no expected constructability issues.

There is a plan to reconstruct Columbia Avenue as an urban boulevard with sidewalks. The construction will occur along the existing roadbed of a former residential street on property owned by BIDA.

Below are the estimated costs for the above mentioned proposed projects:

Rhodes Street estimate of costs is:

- Construction - \$10,269,945
- Materials & Inspection - \$245,000
- Equipment - \$275,000
- Professional Services - \$310,938
- Contingency - \$530,059
- Total - \$11,630,942

The Columbia Avenue estimate of costs is:

- Construction - \$11,250,000
- Materials & Inspection - \$570,000
- Equipment - \$325,000
- Furniture - \$100,000
- Professional Services - \$1,083,561
- Contingency - \$1,557,250
- Total - \$14,885,811

CITY OF COLLEGE PARK, GEORGIA

FISCAL YEAR 2023 BUDGET

Major Initiatives

Gateway Center

On last year it was anticipated that the City of College Park would start construction at the Gateway Center on a new dual brand hotel on property (Tru by Hilton / Home2Suites). The dual brand hotel is now under construction and should be completed by late Fall 2022. The dual brand ALOFT RESIDENCE INN closed in FY 2020. This hotel is slated to start construction in June 2022. The hotel is anticipated to have 220 rooms with a full-service restaurant and 10k sq. ft of retail. The value of the project is expected to be north of \$45 million. A 2-acre tract of property at the Gateway Center is almost under contract to build a 30K sq. ft. medical office building. This project should break ground in the 4th quarter of 2022 Six West and have a value of nearly \$25 million.

Last year it was anticipated that the development authority would close two major land transactions within the Six West development. The 56-acre residential development is scheduled to close January 30, 2022 and bring in \$8 million that will be used to pay back the electric fund.

The 3-acre (220 room) hotel development will bring in \$3.6 million and close after Rhodes Street construction is complete. These two transactions will be used to pay back the Power Fund which will pay back to General Fund and be used as Fund Balance. The residential development has a 4-year total buildout that will be valued at \$128 million, and the hotel / restaurant will have a value of \$36 million.

The Development Authority is negotiating a major deal in the entertainment district to dispose of 18-acres of BIDA real estate for about \$9 million to construct a golf entertainment project worth approximately \$75 million. It is anticipated that this project will close in FY 2023 and buildout be completed in FY 2024.

Historic Main Street & Downtown

The College Park United Methodist church in cooperation with the Clearly College Park Development Authority is moving forward on a tax-credit project that goes by the name of the ION Arts Project. This development is anticipated to have a development value of \$30 million at buildout. The project is located next to the College Park MARTA station and includes a 61-unit mixed income multi-family development, artist residential lofts, retail, and owner-occupied affordable townhomes. The development authority is disposing of .8 acres of real estate to the project to be used for parking.

Southside

Earlier this year during the second quarter the City of College Park worked with local developer by the name of Somersby to annex 53 acres of property located at 5391 West Fayetteville Road into the City of College Park. The project will have 4k sq. ft. of commercial space, 14k sq. ft of flexible commercial space, 410 multi-family units, and 15 owner-occupied townhomes. The project at buildout will generate \$1.34 million of taxes annually and create 370 construction jobs and 75 permanent jobs. This project closed on December 15, 2021.

SUMMARY

There are many numbers, indicators, projections, charts and graphs in the Adopted Fiscal Year 2022-2023 Budget document. This is rightfully so, since this Adopted Budget also reflects College Park's vision and focus on improving the quality of life for our residents, businesses and visitors. This Adopted Budget reflects community values, goals, objectives and ideas, all of which are indicative and consistent with the expectations articulated by Mayor and City Council.

The Fiscal Year 2022-2023 Adopted Budget represents the character of a city whose unique identity distinguishes itself from other geographical areas of Southwest Fulton County and the overall Atlanta Metropolitan Area. City administration began finalizing its recommendations for next year's budget with 58% of the current fiscal year completed, 68% of the approved budget expended, and 77% of anticipated revenues collected. Staff is likewise working to promote and establish an unassigned fund balance that remains healthy.

**CITY OF COLLEGE PARK, GEORGIA
FISCAL YEAR 2023 BUDGET**

Total General Fund expenditures will decrease by 2%. This budget year is projecting a 2% decrease in General Fund revenues. The pension contributions increased from 20.51% to 23.99%. Fiscal Year 2022-2023 will also mark the eleventh consecutive year of administering a performance budget, enabling our ability to again secure recognition from the Government Finance Officers Association of the United States and Canada for best budget format. However, make no mistake that this effort represents a continuous process, as more work is required to truly solidify our belief that we are moving in the right direction.

Total local property tax millage for City operations will result in neutral revenues. Total expenditure appropriation for all funds is recommended to be \$148,760,807. As such, the overall Fiscal Year 2022-2023 Adopted Budget is financially sound and delivers quality services our residents have come to expect.

	Amended Budget FY2021-2022	Adopted Budget FY2022-2023	Increase (Decrease)	Percent Change %
General Fund	\$ 37,682,830	\$ 36,829,461	\$ (853,369)	(0.02)
Confiscated Drugs	10,000	10,000	-	-
State Drugs	121,400	14,000	(107,400)	(7.67)
E911 Fund	952,379	958,414	6,035	0.01
CDBG Fund	825,900	-	(825,900)	-
Grant Fund	565,751	-	(565,751)	-
ARPA Grant	2,970,463	-	(2,970,463)	-
TSPLOST Fund	2,268,247	2,775,391	507,144	0.18
GICC Special District Fund	410,050	642,095	232,045	0.36
Hospitality Fund	11,242,732	12,754,683	1,511,951	0.12
TAD Tax Allocation	340,290	375,000	34,710	0.09
Car Rental Fund	5,059,038	3,838,109	(1,220,929)	(0.32)
SPLOST Fund	249,060	799,000	549,940	0.69
Water and Sewer Fund	9,038,468	9,822,856	784,388	0.08
Electric Fund	39,507,401	43,845,855	4,338,454	0.10
Golf Course Fund	492,363	627,805	135,442	0.22
Sanitation Fund	3,204,400	3,749,340	544,940	0.15
Convention Center Fund	9,744,264	10,822,558	1,078,294	0.10
Gateway Arena	6,248,634	6,436,304	187,670	0.03
FAA Fund	3,306,000	3,562,746	256,746	0.07
BIDA Fund	8,462,044	9,473,078	1,011,034	0.11
Storm Water Fund	942,912	1,424,112	481,200	0.34
Total	\$ 143,644,626	\$ 148,760,807	\$ 5,116,181	0.03

CITY OF COLLEGE PARK, GEORGIA
FISCAL YEAR 2023 BUDGET

I would like to thank the City staff, especially Director of Accounting and Finance and the Accounting staff, who have put much time and expertise into the development of the adopted budget.

I am confident that by working together with our community, Mayor and Council, and committed staff, we will capitalize on these opportunities and challenges positioning The Great City of College Park to effectively emerge and recover from this global health crisis.

We can get through this together because we are the Great City of College Park!

Sincerely,

Jackson Myers

Jackson Myers

Interim City Manager

CITY OF COLLEGE PARK, GEORGIA
FISCAL YEAR 2023 BUDGET

BUDGET MEETING INFORMATION

Pursuant to Georgia Code, Section 36-81-5(e), the local government shall publish in a newspaper of general circulation in the local unit a statement advising the residents of the availability of the budget and also give notice of the time and place of the budget meeting (public hearing). The notice may be a displayed advertisement or news article, not displayed in the legal notices section of the paper, and shall be published at least one (1) week before the budget hearing. Said notice and statement appeared in the South Fulton Neighbor Newspaper on April 28, 2022 and May 4, 2022 properly advising the residents that the College Park Fiscal Year 2021-2022 Budget Public Hearing would be held on Monday, May 16, 2022 at 7:30 p.m. and Monday, June 6, 2022 at 7:30 p.m.

Further, in accordance with Section 36-81-5(f) at least one week prior to the adoption of the budget the governing authority (Mayor and City Council) shall conduct a public hearing at which time any persons wishing to be heard on the budget may appear. Again, said public hearing was held Monday, May 16, 2022 and another public hearing for final was held Monday, June 6, 2022 at 7:30 p.m. Per Section 36-81-6, on a date after the conclusion of the hearing the governing authority shall adopt a budget at a public meeting making appropriations for the fiscal year. This public meeting was held Monday, May 16, 2022. Georgia law requires each municipality to operate under an annual balanced budget; and, a municipality may amend its budget during the fiscal year to adapt to changing governmental needs.

Budget workshop sessions were held on April 7, 2022 thru April 21, 2022 to review each departmental budget, specifically personnel, capital outlay, and any significant proposed expenditure on a departmental expense or contractual service. The Fiscal Year 2022-2023 Budget Worksheet Report was distributed to Council for the first Public Hearing held May 16, 2022. Mayor and Council adopted the Fiscal Year 2022-2023 Operating Budget at the June 6, 2022 Mayor and Council Meeting.

**CITY OF COLLEGE PARK, GEORGIA
FISCAL YEAR 2023 BUDGET**

**BUDGET SCHEDULE
FY 2022-2023 BUDGET**

January 10, 2022	Monday	Departmental access to New World software available to begin implementation of budget process.
January 31, 2022	Monday	Department of Human Resources and Risk Management submits personnel position and cost packages to the Department of Finance and Accounting. Distribution to Department Directors.
February 7, 2022	Monday	Department Directors submit completed budget submissions to Finance and Accounting Department for review.
February 18, 2022	Friday	The Department of Finance & Accounting Department submits the Budget to The Office of the City Manager.
February 21, 2022- March 16, 2022	Monday Wednesday	The City Manager and the Director of Finance and Accounting, other Budget team members meet with department directors on their budget requests for FY2022-23.
April 1, 2022	Friday	Proposed budget submitted to the Mayor and City Council.
April 7, 2022- April 21, 2022	Thursday Thursday	The City Manager & Department Directors hold budget work sessions with the Mayor and City Council on Preliminary FY 2022-23 Budget.
April 28, 2022	Thursday	Place Budget Advertisement in Newspaper.
May 4, 2022	Wednesday	Advertise Public Hearings on Proposed FY 2022-23 Budget.
May 16, 2022	Monday	First Public Hearing on Proposed FY 2022-23 Budget.
June 6, 2022	Monday	Second Public Hearing on Proposed FY 2022-23 Budget.
June 6, 2022	Monday	Adopt Budget for FY 2022-23.
July 1, 2022	Friday	Effective date for FY 2022-23 Budget.

CITY OF COLLEGE PARK, GEORGIA

FISCAL YEAR 2023 BUDGET

INTRODUCTION TO THE BUDGET PROCESS

Basis of Budgeting

The City budgets for governmental funds based on the modified accrual basis of accounting. Under this method, revenues (income) are recognized in the period they become measurable and available to finance expenditures of the period and expenditures (expenses) are recorded when incurred with the exception of principal and interest on long term debt, which are recorded when due. Exceptions to the modified accrual basis of accounting are as follows:

- a) Encumbrances are treated as expenditures in the year they are encumbered, not when the expenditure occurs.
- b) Grants are considered as revenue when awarded, not when earned.
- c) Sales and use taxes are considered to be revenue when received rather than when earned.

The budgets for all proprietary funds, which include Enterprise Funds and Internal Service Funds, are prepared using the accrual basis of accounting, with exceptions listed below. Under this method, revenues are recorded when earned and expenses are recorded at the time liabilities are incurred.

- d) Capital outlay is budgeted as expenditure in the year purchased.
- e) Depreciation is not budgeted.
- f) Interest capitalized on construction projects is budgeted as interest expense.
- g) Proceeds from the issuance of debt are considered to be revenues, not an increase in liabilities.
- h) Encumbrances are treated as expenditures in the year they are encumbered, not when the expense occurs.
- i) Grants obtained for the construction of assets are considered to be revenues, not capital contributions.
- j) Receipts of long-term receivables are considered to be revenues, not reductions of the receivable.
- k) Proceeds from the sale of assets are recognized as revenue; however, the related gain or loss is not.
- l) Purchases of inventory are considered to be expenditures when purchased, not when sold or used.

Budget Definition

The Budget process consists of activities that encompass the development, implementation, and evaluation of a plan for the provision of services and capital assets.

A good budget process is characterized by several essential features:

- Incorporates a long-term perspective
- Establishes linkages to broad goals
- Focuses budget decisions on results and outcomes
- Involves and promotes effective communication with stakeholders

These key characteristics of good budgeting make clear that the budgeting process is not simply an exercise in balancing the budget one year at a time, but strategic in nature, encompassing a financial and operation plan that allocates resources on the basis of identifiable goals. A good budget process moves beyond the traditional concept of line-item expenditure control, providing incentives and flexibility to managers that can lead to improved program efficiency and effectiveness.

Mission of the Budget Process

The mission of the budget process is to help decision-makers make informed choices about the provision of services and capital assets and to promote stakeholder participation in the process. Communication and involvement with citizens and other stakeholders is stressed. The broad nature of the budget mission allows issues to be addressed that have limited the success of budgeting in the past. The term stakeholder refers to anyone affected by or who has a stake in government. This term stakeholder includes, but is not limited to: citizens, customers, elected officials, management, employees and their representatives (whether unions or other agents), businesses, vendors, other governments, and the media.

It is vital that the budget processes include diverse stakeholders. The budget process should accomplish the following:

- Involve stakeholders
- Identify stakeholder issues and concerns

CITY OF COLLEGE PARK, GEORGIA

FISCAL YEAR 2023 BUDGET

- Obtain stakeholder support for the overall budgeting process
- Achieve stakeholder acceptance of decisions related to goals, services, and resource utilization
- Report to stakeholders on services and resource utilization, and serve generally to enhance the stakeholders' view of government

The importance of this aspect of the budget process cannot be overstated. Regular and frequent reporting is necessary to provide accountability, educate and inform stakeholders, and improve their confidence in the government. Communication and involvement are essential components of every aspect of the budget process.

Principles and Elements of the Budget Process

The budget process consists of four broad principles that stem from the definition and mission previously described. These principles encompass many functions that spread across a governmental organization. They reflect the fact that development of a balanced budget is a political and managerial process that also has financial and technical dimensions. Each of the principles of the budget process incorporates components or elements that represent achievable results. These elements help translate the guiding principles into action components. Individual budgetary practices are derived from these elements and are a way to accomplish the elements. The principles and elements provide a structure to categorize budgetary practices.

- a) Establish Broad Goals to Guide Government Decision-Making - A government should have broad goals that provide overall direction for the government and serve as a basis for decision making.
 - Assess community needs, priorities, challenges and opportunities
 - Identify opportunities and challenges for government services, capital assets, and management
 - Develop and disseminate broad goals
- b) Develop Approaches to Achieve Goals – A government should have specific policies, plans, programs, and management strategies to define how it will achieve its long-term goals.
 - 1) Adopt financial policies
 - 2) Develop programmatic, operating, and capital policies and plans
 - 3) Develop programs and services that are consistent with policies and plans
 - 4) Develop management strategies
- c) Develop a Budget Consistent with Approaches to Achieve Goals - A financial plan and budget that moves toward achievement of goals, within the constraints of available resources, should be prepared and adopted.
 - a) Develop a process for preparing and adopting a budget
 - b) Develop and evaluate financial options
 - c) Make choices necessary to adopt a budget
- d) Evaluate Performance and Make Adjustments - Program and financial performance should be continually evaluated, and adjustments made, to encourage progress toward achieving goals.
 - a) Monitor, measure, and evaluate performance
 - b) Make adjustments, as needed

Budget Roles and Responsibilities

Traditionally, every City of College Park employee plays a role in the City's budget — whether in its formulation, preparation, implementation, administration, or evaluation.

The City divisions have **Budget Liaisons** that coordinate the day-to-day budget management within their respective divisions along with the Finance Department. The Budget Liaisons serve as the vital communication link between their City division and the Finance Department on matters related to their specific operating and capital budget. Budget Liaisons are responsible for revenue and expenditure forecasts, monthly expenditure and revenue variance analysis, calculating user and indirect cost rates, monitoring the budget, support to the Finance Department in the Comprehensive Annual Financial Report preparation, and preparing budget review materials for the Director of Finance and Accounting, Department Directors, City Manager, Mayor and City Council, media and citizen.

CITY OF COLLEGE PARK, GEORGIA FISCAL YEAR 2023 BUDGET

The **Department Directors** are responsible for reviewing historical performance, anticipating future problems and opportunities, considering alternative solutions, and modifying and assembling their program data into a cohesive budget information package. Traditionally, each Department Director is responsible for evaluating, reviewing, justifying and prioritizing all operating and capital budget requests for their division. Only those requests, that a Department Director believes support the City Manager's work plan, administrative direction, and program objectives are to be submitted to the Finance Department.

The **Finance Department staff** is responsible for preparing the multi-fund short-range and long-range revenue and expenditure forecasts, coordinating with Budget Liaisons in calculating user and indirect cost rates, developing the process and related forms for preparing and monitoring the budget, coordinating the compilation of budget data, analyzing operating and capital budget requests, supporting Finance Department in the Comprehensive Annual Financial Report preparation, asset monitoring, evaluating and summarizing budget requests from divisions and preparing budget review materials for the Director of Finance and Accounting, Department Directors, City Manager, Mayor and City Council, media and citizens.

The **Director of Finance and Accounting and Department Directors** collaborate in developing programmatic, operating, and capital policies and financial plans that help define how the City of College Park will achieve its long-term goals. They are traditionally responsible for reviewing the program operating budget and capital budget requests and working with program managers to develop service recommendations that are consistent with management strategies, and the City's Adopted Financial Policies.

The **City Manager** is responsible for reviewing and submitting a balanced Citywide proposed budget to the Mayor and City Council. Traditionally, from January through March, the City Manager holds weekly meetings with the various Departments, Director of Finance and Accounting and Department Directors to ensure the staff is preparing a proposed budget that address Council's priorities and to provide guidance on key policy issues related to the budget development.

The **Mayor and City Council** set the policy direction for staff related to the forthcoming budget by establishing broad goals for the organization, which serve as a basis for decision-making. The Council reviews key aspects of the City Manager's proposed budget including an examination of the revenue forecast and related assumptions, employee compensation including healthcare and retirement costs, changes to rates and fees, comprehensive financial policies, debt schedules, property tax rate and the capital budget. The budget process culminates in late spring with the Mayor and City Council holding two public budget hearings. The Mayor and City Council are ultimately responsible for the review of the City Manager's proposed budget, tentative budget adoption and final adoption of the budget. All Council budget hearings are open to the public for comment.

City of College Park's Traditional Budget Process

City of College Park's budget process is a key aspect of its strategic visioning and planning efforts - allowing the Mayor and City Council and staff the opportunity to reassess goals and objectives and the means for accomplishing them. The Mayor and City Council typically review the City's proposed budget in detail from April through the June adoption; they also traditionally provide input to the City Manager and staff throughout the year in regular Council meetings. In these meetings, the Mayor and City Council members collaborate to establish a mission and broad goals for the community articulate their priorities, discuss relevant issues such as methods of expanding and enhancing public input, and the most recent Economic/Revenue Forecast, and emerging budget, legislative and policy issues.

Policy/Strategy Development and Prioritization Process Phase

In the fall and spring, City Council typically reviews citizen input, Citizen Board feedback, Financial Policies, Economic Trends Analysis, citizen survey results and the most current Financial Forecast. They discuss broad organizational goals, priorities, and constituents' suggestions and expectations for College Park. From this, the Council establishes broad goals and strategic directives, which are the cornerstone for the development of the budget. These broad goals provide the overall direction for College Park and serve as a basis for decision-making. The executive and senior management staff updates City financial policies, plans, programs, and management strategies to define how the City will achieve the broad goals. It is within this framework that the City staff formulates the proposed Program Operating and Capital Budgets.

CITY OF COLLEGE PARK, GEORGIA

FISCAL YEAR 2023 BUDGET

Budget Development and Prioritization Process Phase

Traditionally, in the early fall, the Capital Improvement Plan (CIP) development begins.

Capital project requests and changes to existing capital projects are reviewed by cross-divisional teams for accurate costing, congruence with City objectives and prioritized using a set of pre-determined criteria. Financing sources are then sought for the highest-ranking projects. The City Manager and Department Directors are involved in this process. The CIP is also developed along with mid-level managers from various City divisions. The staff, when developing their Program Operating Budget plans, closely considers the ongoing operating impacts of current and proposed capital projects. Staff also considers Mayors and City Council's goals and strategic directives as they develop program objectives and work plans for the budget period. The staff also prepares their proposed Program Operating Budgets, which requires that the budget be prepared solely at the existing service operating levels – no modifications are permitted at this stage of the budget development process. The divisional staff is also asked to evaluate their programs and/or positions for possible trade-offs, reductions or eliminations, or service level changes to offset inflation, contractual, compensation, and benefit cost increases. Traditionally any proposed changes in service levels, new programs, population/service growth, additional staff, and program trade-offs resulting in service level reductions/increases must be submitted to the Finance and Accounting Department in the preliminary budget.

City Management Review and Modification Phase

Traditionally, in the early winter, the divisions submit their proposed Program Operating Budget and Capital Project Budget requests to the Finance and Accounting Department. The initial multi-faceted review focuses on ascertaining the divisions complied with the Budget Department's budget instructions, reviewing the mathematical accuracy and logic of the divisional base budget, new employee requests and capital project requests. The review also includes a broader assessment of whether the divisional budget proposals address City Council's goals, strategic directives, and program service needs while maintaining a City-wide perspective ensuring the fiscal integrity of the City (not exceeding our forecasted resources/limits).

Mayor and City Council Budget Review and Adoption Phase

In the early spring, the City Manager, Director of Finance and Accounting presents the proposed operating and capital budgets to the Mayor and Council citizens for consideration and further public input. The proposed budget is also communicated to the general public via the City's webpage. The City Manager, Mayor and Council along with the Director of Finance and Accounting and Department Directors holds public work sessions to review each division's proposed budget. This review focuses on how the division's program operating and capital budgets address citizens' priorities and City Council's goals. Additionally, there is a detail review of rates and fees, financial policies and compensation, including benefits. After the Mayor and Council complete their review of the City Manager's Proposed Budget, they recommend their changes to the budget. Next, two required public budget hearings are held and the Mayor and Council adopt the budget consistent with the City Ordinance and State law.

Implementing, Monitoring, and Amending the Budget Phase

In July, the City staff begins the process of implementing the newly adopted budget and is accountable for budgetary control throughout the fiscal year. Revenue and expenditure patterns are examined, compared to budget plans, and corrective action, if necessary, is taken during the fiscal year. Members of the Finance and Accounting Department and divisional Budget Liaisons meet every month to review current demographic, economic and financial trends, which may impact the City, and to plan strategy to ensure the City's fiscal integrity. City management are also provided monthly Financial Reports disclosing actual revenue, expenditure, and fund balance performance as compared to the budget plan. These Reports also include updates on the uses of the current year contingency and the budget planning/ development for the coming fiscal year. The Mayor and City Council are providing a midyear budget, which highlights the variance of budgeted to actual expenditures for all funds.

College Park's programs and activities are periodically reviewed to determine if they are achieving City Council's goals, accomplishing strategic objectives and making efficient use of limited resources. The City Manager, Finance and Accounting Department and Department Directors provide assistance to staff in their review of programs. All City services or programs with staff members, are expected to conduct self-assessments and develop cost and quality measures of efficiency and effectiveness. Internal performance measurements are conducted and reviewed on a periodic basis by management.

Ongoing monitoring of the City's financial performance is required of all Directors and Managers on a monthly basis. College Park's Program Operating and Capital Budgets are adopted at a division level. The City uses the following as guidance throughout the fiscal

**CITY OF COLLEGE PARK, GEORGIA
FISCAL YEAR 2023 BUDGET**

year for adjustments to the budgeted amounts (Budget Amendment) and actual amounts (Adjusting Journal Entries). All proposed Budget Transfers and capital projects must be approved by the Department Director, Director of Finance and Accounting, and the City Manager before being submitted to the Mayor and City Council for consideration in a public meeting. If approved by City Council, the transfer is processed in the budget system by the Finance Department.

All Adjusting Journal Entry requests to actual expenditures require a written justification and an explanation of the fiscal impact, which is reviewed and approved by the Finance Department staff before being processed. All amendments to the budget require Mayor and City Council’s prior approval at a public meeting before the adjustment can be made by staff. If approved, the transfer is processed in the budget system by the Finance Department staff.

Basis of Accounting

Modified Accrual for revenues means recognizing in the period when they become both measurable and available for finance expenditures of the current period. On the other hand, for expenditures/expenses are generally recorded when a liability is incurred; however, debt service expenditures related to compensated absences and claims and judgements, are recognized to the extent they are due and payable. Full Accrual recorded when they are earned (whether or not cash received at the time). For expenditures/expenses are recorded when goods and services are received (whether cash disbursements are made at the time or not).

Budget Development Guidelines

City of College Park, Georgia

Policy Name and Number	Policy Purpose
O.C.G.A. 36-81-2	Provides the budget requirements for Georgia Local Governments
O.C.G.A. 36-81-3	Establishment of fiscal year; requirement of annual balanced budget; adoption of budget ordinances or resolutions generally; budget amendments; uniform chart of accounts
O.C.G.A. 36-81-5	Preparation of proposed budget; submission to governing authority; public review of proposed budget; notice and conduct budget hearing
O.C.G.A. 36-81-6	Adoption of budget ordinance or resolution; form of budget
O.C.G.A. 36-81-7	Requirement of audits; conduct of audits; audit reports; forwarding of audits to state auditor; failure to file or correct deficiencies; public inspection

FINANCIAL PLANNING POLICIES

Balanced Budget

The City of College Park will finance all current on-going expenditures with current recurring revenues. One-time revenue can be used to increase the unassigned fund balance or be used for one-time expenses without impacting service levels. The City of College Park makes every effort to avoid budgetary procedures that balance current expenditures through the obligation of future resources. Any year-end surplus should be directed to the unassigned fund balance and

CITY OF COLLEGE PARK, GEORGIA FISCAL YEAR 2023 BUDGET

not be used to finance recurring expenses in the following fiscal year. All unencumbered operating budget appropriations lapse at year-end. Encumbered balances are carried over to the following fiscal period and paid from the reserve for encumbrances account. Should it be determined that actual revenues may be less than the adopted budget, the elected body will be notified immediately, procedures put in place to reduce expenditures and a plan implemented to cover the potential loss in revenues. The elected body will also be notified if a deviation from a balanced operating budget is planned.

All Operating Funds are adopted during the annual budget process. Total anticipated revenues and other funding sources available must equal total estimated expenditures for each fund. The legal level of budgetary control is the department level, with the Council being the only body authorized to make amendments to the budget. Revisions that alter the total expenditures of any department or fund must be approved by the Mayor and City Council. Budgets for the governmental funds are adopted on a basis consistent with accounting principles generally accepted in the United States of America. Annual appropriated budgets are legally adopted for the General Fund, each Special Revenue Fund and each Enterprise Fund. Revenues are recorded when earned and expenses are recorded when a liability is incurred, regardless of the timing of the related cash flows.

Budget Policies

Expenditures may not exceed the total budget for any department within a fund. Department heads and management personnel are directed to operate within budget limitations. Transfers between departments or funds or an increase in departmental appropriations or authorized positions shall require the approval of the elected body.

Enterprise Fund budgets will be self-supporting. Rates charged within such Enterprise budgets will be examined annually to determine their self-sufficiency. Every effort will be made to plan for long term price adjustments by suppliers of goods and services to the Enterprise funds.

The City of College Park will maintain a budgetary control system and will prepare on a monthly basis a summary report comparing actual revenues, expenditures and encumbrances with budgeted amounts.

The City of College Park will comply with all state laws applicable to budget hearings, public notices, public inspections, and budget adoption.

LONG-RANGE PLANNING

Capital Improvements

The operating budget will provide for adequate maintenance of capital equipment and facilities. Capital improvements should be financed from current revenues, but may be financed by debt instruments that provide for a pay-back period that does not exceed the life of the improvement. Once the City has borrowed for such improvements, debt service becomes a current expense to be covered by recurring revenue.

A five year Capital Improvement Plan for Capital Outlay expenditures greater than \$5,000 will be submitted by each department during the budget process. A five year Capital Improvement Program that determines the cash needs for Capital Projects will be submitted to the Planning Commission and the elected body for approval to determine cash future cash needs. Once the five year Capital Improvement Program is adopted by the elected body, every effort will be made to budget for capital expenditures within the outlined program. Modifications to the Capital Improvement Program will be submitted to the elected body on an annual basis.

CITY OF COLLEGE PARK, GEORGIA FISCAL YEAR 2023 BUDGET

The City will seek public and private grants, and other sources of revenue to fund projects included in the Capital Improvement Program.

Cash Management Policy

Funds for day to day operations, payroll, accounts payable and other immediate cash needs are maintained in Depository accounts. Holding accounts are maintained for investments not needed on an immediate basis. Maturity scheduling is timed according to anticipated needs. Maturity limitations depend on whether the funds being invested are considered short or long term funds.

Cash and Cash Equivalents

Cash equivalents are short-term, highly liquid investments that are both readily convertible to known amounts of cash and so near their maturity that they present insignificant risk of changes in value because of changes in interest rates. The City of College Park considers all highly liquid investments (including restricted assets) with a maturity of three months or less when purchased to be cash equivalents.

Deposits and Investments

State statutes authorize the City to invest in obligations of the U.S. Government and agencies of corporations of the U.S. Government; obligations of any state; obligations of any political subdivision of any state; certificates of deposit or time deposits of any national state bank or savings and loan which have deposits insured by the FDIC or FSLIC; prime bankers acceptances; repurchase agreements; and the Local Government Investment Pool of the State of Georgia (“Georgia Fund 1”). Investments are reported at fair value. Short-term investments are reported at cost, which approximates fair value. Securities traded on a national or international exchange are valued at the last reported sales price at current exchange rates. Investments that do not have an established market are reported at estimated fair values.

Short-Term Interfund Receivables/Payables

Activity between funds that are representative of lending/borrowing arrangements outstanding at the end of the fiscal year are referred to as either “due to/from other funds” (i.e., the current portion of interfund loans) or “advances to/from other funds” (i.e., the non-current portion of interfund loans). All other outstanding balances between funds are reported as “due to/from other funds”. Any residual balances outstanding between the governmental activities and business-type activities are reported in the government-wide financial statements as “internal balances.” Advances between funds, as reported in the fund financial statements, are offset by a fund balance reserve account in applicable governmental funds to indicate that they are not available for appropriation and are not expendable available financial resources. More information on City Financial Policies is in Investment and Portfolio Policies Section II.

ASSET INVENTORY

On an annual basis all major capital assets are inventoried and the condition of the asset is assessed. Inventory is valued at cost, using the first-in, first-out method. The cost of governmental fund type inventory is recorded as an expenditure when consumed rather than when purchased. Prepaid items are accounted for using the consumption method. A prepaid item is recognized when cash expenditure is made for goods or services that were purchased for consumption, but not consumed as of June 30. Capital Asset schedules are prepared for the Comprehensive Annual Financial Report with the disposition of acquired or disposed of assets noted along with depreciation schedules for major capital items. The City of College Park undertakes and maintains an on-going viable Capital Outlay Program yearly because these costs in total are usually the heaviest in any budget document and the ongoing financial commitment is required to maximize the public’s benefit. Proper scheduling of Capital Outlay, as well as leveled appropriation (i.e., an equal dollar allocation each fiscal year), prevents excessive costs in any one budget year. Capital Outlay appropriations help to maintain the current level of service, updates equipment/service standards and needs, and increases productivity in the work

CITY OF COLLEGE PARK, GEORGIA

FISCAL YEAR 2023 BUDGET

assignment areas.

REVENUE POLICIES

Revenue Diversification

The City of College Park has a wide variety of revenue streams that fund City General and other operations. The General Fund is the City's primary operating fund. It accounts for all financial resources of the general government, except those required to be accounted for in another fund. Property taxes currently comprise approximately one third of General fund revenues. Other Taxes, Grants and contributions make up about half of General Fund Revenues. Charges for services are roughly fifteen per cent of General Fund Revenues and Interest Income accounts for another one to two percent of General Fund Revenues. Other City tax revenues include Car Rental, Hotel-Motel, Sales, Franchise, Insurance Premiums, Alcohol, Mixed Drink, and Real Estate Transfer. The diversity of revenue streams enables the City of College Park to not be overly financially dependent on any one source of revenue. If a downturn is experienced in one area, contingency plans will be implemented to reduce revenues and increase transfers from permissible funding sources until funding levels have stabilized.

The City of College Park has two major governmental funds other than the General: Hospitality and the Car Rental Fund. The Hospitality Fund is a special revenue fund that receives income from the levy of a special district tax as well as a percentage of gross rentals of all hotels operating within the City. Funds are used to pay the debt service on the convention center owned and operated by the City, as well as a portion being dedicated to general governmental administration and services.

The Car Rental Fund is a special revenue fund that is used to record the revenue and expenditure of taxes collected from the excise tax levied on rental cars in the City. The proceeds of this tax are restricted for construction of convention centers, public safety and recreation facilities.

The City of College Park has five major enterprise funds: the Electric, Water and Sewer, Convention Center, FAA Project, and the Redevelopment Authority Fund. The Water and Sewer Fund is established for the furnishing of environmentally sound water and sewer services to the City residents and businesses. The Convention Center Fund is for the operations of the Georgia International Convention Center (GICC). The FAA Project Fund accounts for the lease of office buildings to the General Services Administration of the federal government and used for the FAA regional headquarters. This fund also accounts for the operating activities of these buildings as well. The Redevelopment Authority Fund accounts for the administrative activities of the College Park Business and Industrial Development Authority as well as property acquisitions and sales for the purpose of redeveloping land within the City.

Two non-major governmental funds exist for the City of College Park: special revenue and capital projects funds. The special revenue funds account for revenue sources that are legally restricted to expenditure for specific purposes. The capital projects funds account for the acquisition and construction of major capital facilities other than those financed by proprietary funds. When both restricted and unrestricted resources are available for use, it is the City's policy to use restricted resources first, then unrestricted resources as they are needed.

Fees and Charges

Inspection, Recreation, Police Fees and Charges are implemented to help offset the burden to the General Fund for services provided. Building Inspection Fees and Permits have been gradually increased in recent years in order to bring the City more up-to-date with neighboring jurisdictions fees and permit charges. Recreation fees are collected to help offset staff and operating expenses. Other fees are charged as permissible by state statute to cover copy and employee

CITY OF COLLEGE PARK, GEORGIA
FISCAL YEAR 2023 BUDGET

expenses. Enterprise Fund Fees and Charges are designed such that each fund is to be wholly self-sufficient and require no transfers from the General fund for normal operations. The principal operating revenues of the enterprise funds are charges to customers for sales and services provided. The City also recognizes as revenues the portion of tap fees intended to recover the cost of connecting new customers to the system.

Use of One-time and Unpredictable Revenues

Revenues that are unique to a particular year and considered one-time are not used for ongoing expenditures. Rather, the income is restored to the General and other Enterprise Fund balances to cover any potential future revenue shortfalls. Only major revenue sources that are steady in nature and non-fluctuating are used for budgetary purposes.

EXPENDITURE POLICIES

Debt Capacity, Issuance, and Management

Currently in the General Fund Budget there are no General Obligation Bonds outstanding, however, there are debt service payment on capital lease purchases.

All of the long-term obligations of the City are in the form of Intergovernmental Contract backed Revenue Bonds issued by BIDA. In general, Revenue Bonds are repaid from the revenues paid by users of the service for which the bonds were issued to finance (such as water and sewer revenue bonds), as opposed to General Obligation Bonds, which are tax supported. The outstanding BIDA Revenue Bonds are backed by Intergovernmental Contracts between BIDA and the City pursuant to which the full, faith, and credit of the City and its property taxing authority are pledged to make the contract payments in amounts sufficient to pay the principal and interest of such bonds. The City has historically utilized various excise taxes and sources other than property taxed to make such contract payments.

Bond issues should, generally, be scheduled to level annual debt service requirements so that cash flow requirements are generally level and borrowing costs are minimized. The City will constantly seek to maintain and improve its municipal bond ratings issued by the appropriate nationally recognized rating agencies in New York City. With each bond offering and annually as required, the City will disclose its financial position and fiscal management policies to such rating agencies and the applicable municipal bond insurance companies.

A summary of the City’s bond ratings for outstanding long-term obligations is as follows:

	<u>BOND RATING</u>	
	Standard &Poor’s	Moody’s
Series 2014, GICC Land Refunding Bonds	AA-	Aa3
Series 2014, Refunding DEV Tax Rev Bonds	AA-	Aa3

**CITY OF COLLEGE PARK, GEORGIA
FISCAL YEAR 2023 BUDGET**

AAA-Extremely strong capacity to meet financial commitments. AA-/Aa3-Best ability to repay short-term debt. BBB-Adequate capacity to meet its financial commitments. Baa2-High ability or acceptable ability to repay short-term debt. Insured, reflecting the triple rating.

Fund Balance

The Mayor and Council recognize that the maintenance of a fund balance is essential to the preservation of the financial integrity of the City of College Park (the City) and is fiscally advantageous for both the City and the taxpayer. This policy establishes guidance concerning the desired level of fiscal year end fund balance to be maintained by the City and the management of fund balance levels and is applicable only to the General Fund. Fund balance is a measurement of available financial resources defined as the difference between total assets and total liabilities in each fund.

GASB STATEMENT NO.54 FUND BALANCE POLICY

Purpose

The Mayor and Council recognize that the maintenance of a fund balance is essential to the preservation of the financial integrity of the City of College Park (the City) and is fiscally advantageous for both the City and the taxpayer. This policy establishes guidance concerning the desired level of fiscal year end fund balance to be maintained by the City and the management of fund balance levels and is applicable only to the General Fund of the City.

Fund balance is a measurement of available financial resources defined as the difference between total assets and total liabilities in each fund.

The Governmental Accounting Standards (GASB) Statement 54 distinguishes fund balance classified based on the relative strength of the constraints that control the purposes for which specific amounts can be spent. Beginning with the most binding constraints, fund balance amounts will be reported in the following classifications:

- Non spendable Fund Balance – Fund balance reported as “non-spendable” represents fund balance associated with inventory, prepaid items, long-term amounts of loans and notes receivable, property held for resale (however, if the use of the proceeds from the collection of receivables or sale of the property is restricted, committed, or assigned, then the receivables or property should be reported in those categories), and corpus of a permanent fund (legally/contractually required to be maintained).
- Restricted Fund Balance – Fund balance reported as “restricted” represents amounts that can be spent only on the specific purposes stipulated by law or by the external providers of those resources (such as bond resolutions and covenants and SPLOST referendums, E911, and Hotel/Motel Tax Fund).
- Committed Fund Balance – Fund balance reported as “committed” includes amounts that can be used only for the specific purposes determined by a formal action of the Mayor and Council. The Mayor and Council as the highest level of decision making authority will have the sole authority to commit fund balance. Constraints can be removed or changed only by the Mayor and Council. Actions to constrain resources should occur prior to the end of the City of College Parks fiscal year, though the exact amount may be determined subsequently.

1. Assigned Fund Balance – Fund balance reported as “assigned” represents amounts intended to be used for specific purposes, but not meeting the criteria to be reported as committed or restricted fund balance. The intent is expressed either by the Mayor and Council or a high level body (budget or finance committee) or individual authorized by the Mayor and Council (i.e., City Manager or Finance Director). Assigned fund balance also

CITY OF COLLEGE PARK, GEORGIA FISCAL YEAR 2023 BUDGET

includes residual fund balance amounts in the special revenue funds, capital projects funds, and debt service funds. If these funds should have a deficit fund balance, those deficits are required to be reported as unassigned fund balance. The Mayor and Council will have the authority under this policy to assign funds for a particular purpose.

2. Unassigned Fund Balance – Fund balance reported as “unassigned” represents the residual classification of fund balance and includes all spendable amounts not contained within the other classifications. The Mayor and Council will strive to maintain an unassigned fund balance in the General Fund of between 30%-60% based upon annual budgeted expenditures. The balance may be drawn down in the event of an unexpected decrease in the property tax digest or a reduction to state funding.

Unassigned fund balance is reported only in the General Fund except in cases of negative fund balances in other governmental funds. If expenditures incurred exceed the amounts that have been restricted, committed, and assigned to a specific purpose and results in a negative residual amount for that specific purpose, amounts assigned to other purposes in that governmental fund are reduced to eliminate the deficit.

When an expenditure is incurred that would qualify as an expenditure of either Restricted or Unrestricted fund balance those expenditures will first be applied to the Restricted Fund Balance category. When expenditures are incurred that would qualify as a use of any of the Unrestricted Fund Balance categories (Committed, Assigned, Unassigned), those expenditures will be applied in the order of Assigned first, then unassigned, and then Committed.

Fund Structure

The City utilizes a fund structure as outlined in the accounting regulations that govern units of local government. A fund is a fiscal and accounting entity with a self-balancing set of accounts recording cash and other financial resources, together with all related liabilities and residual equities or balances and changes therein which are segregated for the purpose of carrying on specific activities or attaining certain objectives in accordance with special regulations, restrictions or limitations. Funds are divided into various types according to the legal restrictions imposed upon them or the uses to which the funds may be placed. The following is the fund structure included in the budget.

GOVERNMENTAL FUNDS

Governmental funds are used to account for essentially the same functions reported as governmental activities in the government-wide financial statements. However, unlike the government-wide financial statements, governmental fund financial statements focus on near-term inflows and outflows of spendable resources, as well as on balances of spendable resources available at the end of the fiscal year. Such information may be useful in evaluating a government’s near-term financing requirements.

General Fund

The **General Fund** is the City’s primary operating fund. It accounts for all financial resources of the general government, except those required to be accounted for in another fund.

Special Revenue Funds

The Special Revenue Funds account for the proceeds of specific revenue sources, which are legally restricted to expenditures for specific purposes. The following funds are included:

The **Hotel/Motel Tax Fund**, which is a special revenue fund, receives income from the levy of a special district tax as well as a percentage of gross rentals of all hotels operating within the City. Funds are restricted by state law and are to be used to fund the debt service on the convention center owned and

CITY OF COLLEGE PARK, GEORGIA
FISCAL YEAR 2023 BUDGET

operated by the City, as well as a portion being dedicated to general governmental administration and services.

The **Car Rental Tax Fund** – This fund receives income from taxes collected from the excise tax levied on rental cars in the City. The proceeds of this tax are restricted by state law for the construction of convention centers, public safety, and recreation facilities.

The **Community Development Block Grant Fund** – This fund is used to report the revenue and expenditures of funds that are being utilized to construct and maintain certain City recreation facilities. These grant funds are restricted by the grantor agency.

The **Grants Fund** – This fund accounts for activities carried out by the City under the terms of various intergovernmental grants. These grant funds are restricted by the various grantor agencies.

The **Confiscated Drug Fund** – This fund accounts for the City’s portion of cash condemned by Federal law enforcement officials through drug confiscations at Hartsfield-Jackson International Airport and is used to further general police enforcement activities. These funds are restricted by federal law.

The **State Drug Fund** – This fund accounts for cash condemned by local law enforcement officials through drug confiscations and is used to further general police enforcement activities. These funds are restricted by state law.

The **E911 Fund** – This fund accounts for the revenues derived from the E911 surcharge levied on all telephones within the City and the payment of expenditures related to that purpose. Police Dispatch is also included in this fund and is financed through an operating transfer in from the General Fund. These funds are restricted by state law.

The **Newton Estates Improvement Fund** – This fund accounts for revenues and expenditures related to a Special District Tax in the Convention Center area. These funds are restricted by state law.

The **Tax Allocation District Fund** – This fund accounts for the incremental ad valorem real property taxes generated within the Tax Allocation District and restricted for the purpose of carrying out the redevelopment plans to the City’s Downtown and Airport Gateways.

Capital Projects Funds

The Capital Projects Funds account for financial resources to be used for the acquisition or construction of capital facilities and equipment. The following funds are included:

The **TSPLOST Fund** – This fund accounts for proceeds of a sales tax levied in Fulton County, which will be used by the City for the exclusive purpose of transportation improvement projects.

The **SPLOST Fund** – This fund accounts for proceeds of a sales tax levied in Clayton County, which will be used by the City for the exclusive purpose of capital outlay projects.

PROPRIETARY FUNDS

The City’s enterprise funds are considered proprietary funds and are used to report the same functions presented as business-type activities in the government-wide financial statements. Proprietary funds provide the same type of information as the government-wide financial statements, only in more detail. The proprietary fund financial statements provide separate information for the:

CITY OF COLLEGE PARK, GEORGIA
FISCAL YEAR 2023 BUDGET

Enterprise Funds

The ***Electric Fund*** accounts for the activities of the City's electric distribution operations. Electrical services are purchased through a cooperative association of municipalities within the state and sold to residents of the City.

The ***Water and Sewer Fund*** accounts for the water and sewer services to the City residents and businesses.

The ***Convention Center Fund*** accounts for the operations of the Georgia International Convention Center.

The ***Redevelopment Authority Fund*** accounts for the activities of the College Park Business and Industrial Development Authority as well as property acquisitions and sales for the purpose of redeveloping land within the City. The activity of this fund is intended to recover its own costs through development fees, sales of properties, and other charges.

The ***GICC Arena Fund*** accounts for the operations of the City's Georgia International Convention Center multi-purpose arena.

The **Sanitation Fund** – This fund is used to report the collection of revenues to pay for the cost of sanitation services provided to the citizens of College Park.

The **Stormwater Fund** – This fund, which was established during fiscal year 2008, is used to report the collection of revenues to pay for the cost of stormwater management provided to the citizens of College Park.

The **FAA Project Fund** – This fund accounts for the lease of office buildings to the General Services Administration of the federal government and used for the FAA regional headquarters. This fund also accounts for the operating activities of these buildings.

The **Golf Course Fund** – This fund, which was established during fiscal year 2007, is used to report the revenues and expenses generated or incurred through golf course activities.

FIDUCIARY FUNDS

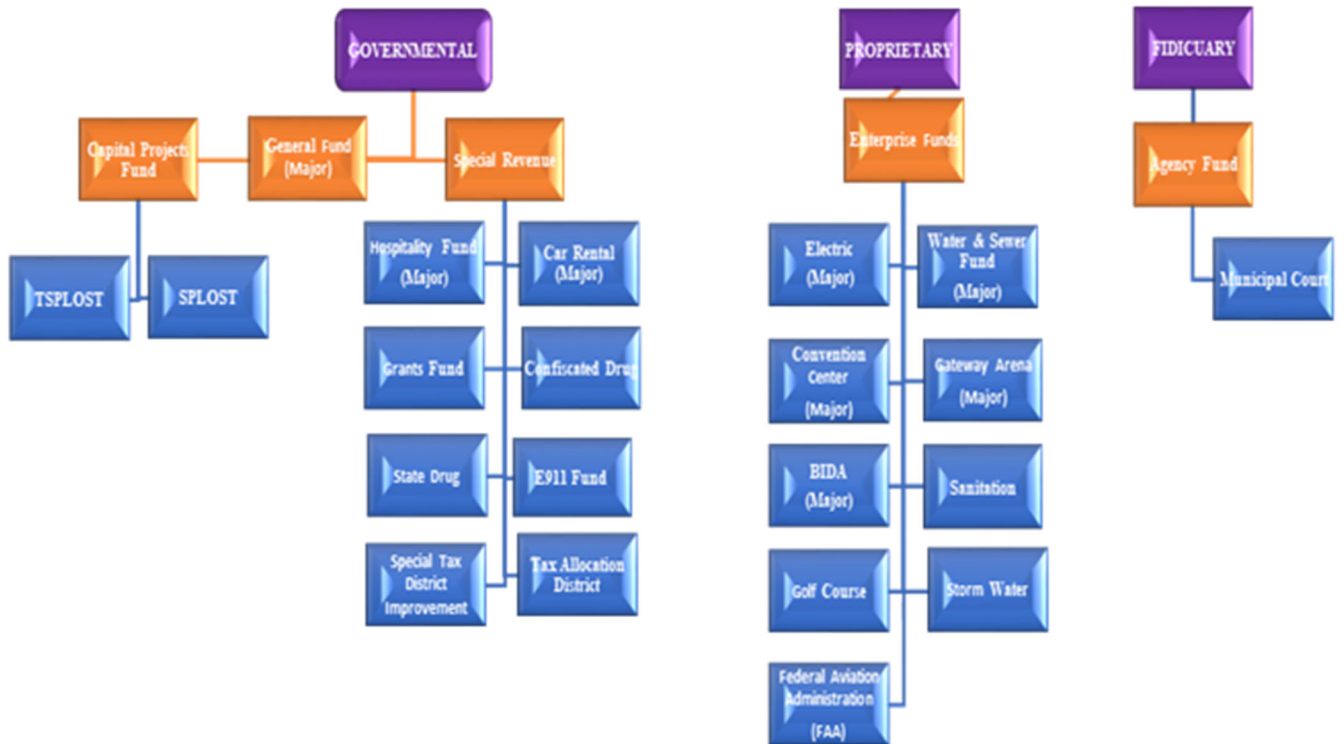
Fiduciary funds are used to account for resources held for the benefit of parties outside the government. Fiduciary funds are not reflected in the government-wide financial statement because the resources of those funds are not available to support the City's own programs. The accounting used for fiduciary funds is much like that used for proprietary funds. The Municipal Court fund is the only fiduciary fund the City utilizes.

Agency Fund

The **Municipal Court** – This fund was established to account for the receipt and disbursement of bonds (posted to secure release of individuals charged with various crimes) and court-ordered fines and fees made on behalf of third parties.

Fund Financial Statement

Fund Financial Statements. A fund is a grouping of related accounts that is used to maintain control over resources that have been segregated for specific activities or objectives. The City of College Park, like other state and local governments, uses funds accounting to ensure and demonstrate compliance with finance-related legal requirements. All of the funds of the City can be divided into three (3) categories: Governmental Funds, Proprietary Funds and Fiduciary Funds.



CITY OF COLLEGE PARK, GEORGIA FISCAL YEAR 2023 BUDGET

Strategic Goals & Strategies

The City of College Park’s Strategic Plan was formed to guide the collective efforts of our elected officials, staff, residents, and business leaders who continuously work together to improve the city. It reflects its ‘core values, everyday commitment to excellence, and the hard work of countless staff members, citizens, and stakeholders in our community. As the City built this plan, members of Council and staff, took the opportunity to both reflect upon the City’s long history to chart a well-defined path for the future. It is our hope that this document is one that grows with us and allows us to craft policies, make decisions, and commit investment in line with the city’s vision and mission.

In 2018, the Office of the City Manager, comprised of a group of professional managers and leaders with extensive experience in their respective areas of expertise, embarked on a mission to develop the City of College Park Strategic Plan. This group worked as a strategic planning committee and worked collaboratively with an external professional facilitator to gather qualitative and quantitative information on organizational needs, and subsequently, the needs of citizens, business stakeholders, staff, and elected officials.

The City hosted public meetings related to strategic planning and received input from residents and stakeholders. Elected officials met with all parties involved ensuring alignment of Mayor and City Council directed goals, objectives, and priorities. As strategic planning is an evolving process, both elected and appointed leadership continue to offer updates relative to strategic priorities and resulting direction.

Based on interviews carried out with city residents, businesses, staff and Council, there emerged five distinct “focus areas” that present opportunities for leveraging investment and energy:

- Local Economy and Growth
- Quality of Life
- Transportation and Mobility
- Public Safety and Security
- Governance and Customer Service

Advancements across these focus areas will enable the City to fulfill its mission and move collectively toward achieving its’ common vision. Such advancements will require commitment, intentionality, energy, and investment. Elected officials must be attentive to the cross-cutting and inter-dependent nature of these focus areas as success in each necessarily helps the City achieve success across the board. With these focus areas in mind, the City of College Park embraces the following five goals, and the objectives enumerated below each.

Individually and in their entirety, these goals and objectives have been embraced by City Council, the Mayor, and the City Manager. Department Heads and every member of the City’s staff are charged with the responsibility of working to achieve these goals. These goals will be an essential part of the Performance Management System and will become fully integrated into the appraisal process.

2020 Adopted Strategic Plan - 5 Year Plan

GOAL I: LOCAL ECONOMY AND GROWTH - Create and implement a holistic economic development plan that fosters business development throughout Six West, renews the once-thriving economy of Old National and restores Main

CITY OF COLLEGE PARK, GEORGIA
FISCAL YEAR 2023 BUDGET

Street to its former splendor and untapped potential.

GOAL II: QUALITY OF LIFE - Provide opportunities for people to come together, interact with one another, and build relationships through inclusive programs, services, events, and great public gathering places.

GOAL III: TRANSPORTATION AND MOBILITY - Use a Smart Cities approach to planning a comprehensive, clean and quiet transportation network that eases the movement of people, goods and services within the City of College Park, in and out of the Convention Center, to and from the Airport and throughout Metropolitan Atlanta.

GOAL IV: PUBLIC SAFETY AND SECURITY - Deliver leading levels of public safety in which every resident, business person and government official is contributing to the well-being of others.

GOAL V: GOVERNANCE AND CUSTOMER SERVICE - Encourage National, State, Regional and interdepartmental collaborations that result in innovative and cost-effective approaches to exceptional service delivery.

Implementation

The city will incorporate several processes and initiatives to help achieve the goals in this strategic plan.

Implement Internal Cross-Departmental Teams

Many aspects of the strategic plan are not oriented toward one department within the city. We anticipate forming and supporting many internal teams that will break down traditional silos and tackle large, cross-functional issues.

Performance Dashboards

Goals and objectives will be placed on the City of College Park's website and updated quarterly or more frequently if needed. Doing so will create an important system of accountability for city leaders and staff, while helping ensure slow and steady progress across all goals and city efforts.

Additionally, the Mayor and City Council will encourage and create increased opportunities for citizens to be engaged and involved in the process of implementing this plan. Citizen input and participation is needed to ensure the City's continued growth and prosperity. We are, truly, all in this together.

CITY OF COLLEGE PARK, GEORGIA

FISCAL YEAR 2023 BUDGET

CAPITAL IMPROVEMENT PROGRAMMING INTRODUCTION

Capital Improvement Programming is a guide toward the efficient and effective provision of public facilities. Programming capital facilities over time can promote better use of the City's limited financial resources and assist in the coordination of public and private development. In addition, the programming process is valuable as a means of coordinating and taking advantage of joint planning and development of facilities where possible. By looking beyond year-to-year budgeting and projecting what, where, when and how capital investments should be made, capital programming enables public organizations to maintain an effective level of service for both the present and future population.

The Capital Improvement Program (CIP)

The result of this continuing programming process is the Capital Improvement Program - the CIP – which is the City's five-year roadmap for creating, maintaining and funding present and future infrastructure requirements. The Capital Improvement Program addresses the City's needs relating to the acquisition, expansion and rehabilitation of long-lived facilities and systems. The CIP serves as a planning instrument to identify needed capital projects and coordinate the financing and timing of improvements in a way that maximizes the return to the public. It provides a planned and programmed approach to utilizing the City's financial resources in the most responsive and efficient manner to meet its service and facility needs. It serves as a "blueprint" for the future of the community and is a dynamic tool, not a static document.

The underlying strategy of the CIP is to plan for land acquisition, construction and maintenance of public facilities necessary for the safe and efficient provision of public services in accordance with broad policies and objectives adopted in the County's Comprehensive Plan. A critical element of a balanced CIP is the provision of funds to both preserve or enhance existing facilities and provide new assets to respond to changing service needs and community growth. While the program serves as a long range plan, it is reviewed and revised annually based on current circumstances and opportunities. Priorities may be changed due to funding opportunities or circumstances that cause a more rapid deterioration of an asset. Projects may be revised for significant costing variances.

The CIP is primarily a planning document. As such, it is subject to change each year as the needs of the community become more defined and projects move closer to final implementation. The adoption of the Capital Improvement Program is neither a commitment to a particular project nor a limitation to a particular cost. As a basic tool for scheduling anticipated capital projects and capital financing, the CIP is a key element in planning and controlling future debt service requirements. For this reason, the CIP includes some projects where needs have been defined, but specific solutions or funding amounts have not been identified. When adopted, the CIP provides the framework for the City Manager, Mayor and Council with respect to managing bond sales, investment planning and project planning.

What is Capital Improvement Plan (CIP)?

A Capital Improvement Plan is a comprehensive plan that projects the capital needs of the community. Generally, it is a cyclical process that projects the needs for a set number of years. Capital improvement plans are essential to sound infrastructure and long-term financial planning. The annual capital budget is derived from the long-term CIP.

The Capital budget authorizes and provides the basis for control of expenditures for the acquisition of significant City assets and construction of all capital facilities. A five-year CIP is developed and updated annually, including anticipated funding sources. This is done to ensure that the CIP continues to address the City's highest priorities. Capital budget appropriations lapse at the end of the fiscal year, however, they may be re-budgeted by the City Council until the project is complete and capitalized in the accounting fixed asset records.

Three key elements constitute a CIP:

- Relatively high monetary value (at least \$5,000)
- Long life (five years or more)
- Results in creation of a fixed asset, or the revitalization of a fixed asset

A capital project includes one or more of the following items:

- Construction of new facilities
- Remodeling or expansion of existing facilities

CITY OF COLLEGE PARK, GEORGIA

FISCAL YEAR 2023 BUDGET

- Purchase, improvement and development of land
- Operating equipment and machinery for new or expanded facilities
- Planning and engineering costs related to specific capital improvements
- Street construction, reconstruction, resurfacing or renovation

In general, automotive and other rolling stock, personal computers, and other equipment not attached to or parts of new facilities are not to be included as a CIP project. The exception to this is when the total dollar amount of all the items are of a considerable value that they are grouped together and considered as a single capital project.

CIP Linkages

College Park comprehensive capital project planning process has two essential components:

- The Capital Improvement Program (Mid-term Element, 5-10 years)
- The Capital Budget (Short-term Element, 1 year)

The Annual Capital Budget serves to appropriate funds for specific facilities, equipment and improvements. For projects supported by the General Fund (Pay-down Projects), the first year included in the CIP reflects the approved annual capital budget funding level. Funding for subsequent years in the program are included for planning purposes only and do not receive ultimate expenditure authority until they are eventually incorporated into the annual Capital Budget. In general, General Obligation Bond funded projects and projects supported by other financing, are reflected in the 5-year program as approved for funding and the cash flow required for spending is reflected in each year. The CIP is a “rolling” process and subsequent year items in the CIP are evaluated annually and advanced each fiscal year.

The CIP Process

The capital program and budget is the result of an ongoing infrastructure planning process. Infrastructure planning decisions must be made with regard to both existing and new facilities and equipment. For existing facilities, the planning process addresses appropriate capital renewal strategies and repair versus replacement of facilities. New service demands are also considered since they often affect capital facility requirements. The CIP is developed annually using the following Principles of Capital Improvement Planning.

Principles of Sound Capital Improvement Planning

The Mayor and Council adopted Comprehensive Master Land Plan. The Capital Improvement Program (CIP) shall execute the goals and objectives of the adopted Comprehensive Plan for College Park, Georgia.

The Capital Improvement Program (CIP) shall execute the goals and objectives of the Mayor and Council adopted Comprehensive Master Plan for College Park.

1. Criteria consistent with the Comprehensive Plan, and with the principles stated herein, shall be established to guide the selection and prioritization of CIP projects.
2. The development of the CIP shall be guided by the principles of life cycle planning to ensure that long-term maintenance, renewal and replacement requirements are adequately addressed to protect the County’s investment and maximize the useful life of facilities. The County shall allocate an appropriate amount of its general operating, special revenue, enterprise and other funds to finance ongoing infrastructure maintenance, renewal and replacement of facilities. Facilities are defined to include all fixed installations constructed and/or maintained with public funds, including buildings and structures, utilities and related improvements.
3. The CIP shall include the fiscal impact of each project and identify unfunded capital requirements to adequately anticipate resource requirements and capacity to provide services beyond the planning period.
4. The CIP shall support the City’s efforts to promote economic vitality and high quality of life. The CIP should recognize the revenue generating and/or cost avoiding value of making public infrastructure improvements to spur private reinvestment

CITY OF COLLEGE PARK, GEORGIA FISCAL YEAR 2023 BUDGET

and revitalization in support of City's land use policy. The CIP shall support the City's efforts to encourage the development of affordable and effective multi-use public facilities as feasible.

5. The CIP shall be developed to provide facilities that are cost effective, consistent with appropriate best practice standards, community standards and expectations of useful life.
6. The City will endeavor to execute the projects as approved and scheduled in the CIP. Value Engineering principles will continue to be applied to appropriate capital projects. Changes in project scope cost and scheduling will be subject to close scrutiny.

The CIP Review

A CIP is reviewed by the City Manager, Director of Finance and Accounting, Department Directors and other staff members. Throughout the fiscal year, a in depth analysis of the impact of the Capital Program on cash flow and bonding requirements is conducted, as well as the City's ability to finance, process, design and ultimately maintain projects.

The overall goal of the CIP Review to develop CIP recommendations that:

1. Preserve the past, by investing in the continued upgrade of City's assets and infrastructure;
2. Protect the present with improvements to City's facilities; and
3. Plan for the future.

Projects most often are forwarded to the team by a sponsoring department, which is responsible for their implementation. Being aware that there are always more project proposals submitted than can be funded in the 5 year CIP period, the team conducts an internal project ranking process. The criteria used in this internal ranking include, but are not limited to, public health and safety, federal or state mandates, preservation of the City's existing capital investment, alleviation of overcrowding, demand for services. While project ratings are important in determining recommended priorities, the realities of the City's financial situation are critical to all decisions.

**CITY OF COLLEGE PARK, GEORGIA
FISCAL YEAR 2023 BUDGET**

DEPARTMENTS	DESCRIPTION	OF UNITS	UNIT	APPROVED
Legislative	HVAC Unit Replacement	1	150,000	150,000
Subtotal - Legislative				150,000
MIS Info Technology	Vehicles - Replace	1	30,370	30,370
Subtotal - MIS Info Technology				30,370
Police Administration	Vehicles - New	1	45,000	45,000
	Other Equipment - New	1	10,000	10,000
Subtotal - Police Administration				55,000
Police Investigations	Vehicles - New	1	45,000	45,000
Subtotal - Police Investigations				45,000
Police Patrol	Vehicles - Replace	25	59,500	1,487,500
Subtotal - Police Patrol				1,487,500
Fire Administration	Vehicles - Replace	3	48,000	144,000
	Other Equipment - New	1	50,000	50,000
Subtotal - Fire Administration				194,000
Fire Suppression	Office Equipment - Replace	1	1,600,000	1,600,000
Subtotal - Fire Suppression				1,600,000
Fire EMS	Vehicles - Replace	2	268,000	536,000
Subtotal - Fire EMS				536,000
Highways and Streets	Vehicles - Replace	1	103,815	103,815
	Other Equipment - Replace	1	115,460	115,460
Subtotal - Highways and Streets				219,275
Buildings & Grounds	Other Equipment - Replace	1	148,835	148,835
Subtotal - Buildings & Grounds				148,835
Recreation Programs	Vehicles - New	1	45,000	45,000
Subtotal -Recreation Programs				45,000
Recreation Facilities	Other Equipment - Replace	1	24,000	24,000
	Recreation Capital Project	1	340,000	340,000
Subtotal -Recreation Facilites				364,000
Economic Development	Vehicles/New Personnel	1	29,488	29,488
Subtotal -Economic Development				29,488
Grand Total - General Fund				<u>4,904,468</u>
SPLOST	Other Equipment - New	1	699,000	699,000
Subtotal - SPLOST Fund				699,000
T-SPLOST	Capital Improvement	1	2,775,391	2,775,391
Subtotal - T-SPLOST Fund				2,775,391
Water and Sewer Fund	Vehicles - Replace	2	45,000	90,000
	Other Equipment - Replace	1	150,139	150,139
	Meters - New	1	60,000	60,000
Subtotal - Water and Sewer Fund				300,139
Electric/Power Fund				

**CITY OF COLLEGE PARK, GEORGIA
FISCAL YEAR 2023 BUDGET**

DEPARTMENTS	DESCRIPTION	OF UNITS	UNIT	APPROVED
Electric/Line	Vehicles - Replace	1	37,000	37,000
	Capital Improvement Fund	1	200,000	200,000
	Electric Improvements	1	3,555,000	3,555,000
	Other System Improvements	1	565,000	565,000
	Street Lighting	1	120,000	120,000
Subtotal - Electric/Line				4,477,000
Golf Course	Other Equipment - New	1	9,499	9,499
Subtotal - Golf Course				9,499
Sanitation	Vehicles - New	1	130,057	130,057
	Vehicles - Replace	1	355,973	355,973
	Sanitation Cont. Replace	1	45,000	45,000
Subtotal - Sanitation				531,030
Convention Center	Other Equipment - Replace	1	1,120,000	520,000
Subtotal - Convention Center				520,000
Gateway Arena	Furniture/Fixtures New	1	75,000	75,000
	Other Equipment - Replace	1	9,900	9,900
Subtotal - Gateway Arena				84,900
Federal Aviation Administration (FAA)	Other Equipment - Replace	1	363,690	363,690
Subtotal - FAA				363,690
Business Industrial Development (BIDA)	Land Purchase Cost	1	250,000	250,000
Subtotal -BIDA				250,000
Storm Water Utility Fund	Vehicles - Replace	1	267,886	267,886
	Improvements - Storm Sewers	1	200,000	200,000
Subtotal - Storm Water Utility Fund				467,886
Grand Total - Other Funds				<u>10,478,535</u>
Grand Total - General and Other Funds				<u>15,383,003</u>

CITY OF COLLEGE PARK, GEORGIA
FISCAL YEAR 2023 BUDGET

Department/Division:

Legislative

Project Name or Title:

HVAC System Control Updates

Project Description:

HVAC System Control updates for the City Hall Air System.

Project Justification and Impact:

We are operating on the same HVAC system that was initially installed when the City Hall building was first built. The HVAC system & controls have been malfunctioning for some time now, and we will only end up costing the City more funds to update if an emergency repair is needed. The HVAC updates was scheduled previously, but due to the COVID-19 Pandemic, the project did not move forward.

Project Costs: \$ 150,000

<u>Prior FY</u>	<u>FY2023</u>	<u>FY2024</u>	<u>FY2025</u>	<u>FY2026</u>	<u>FY2027</u>	<u>Total</u>
\$ -	\$ 150,000	\$ -	\$ -	\$ -	\$ -	\$ 150,000

Useful Life:

Estimated Cost Beyond Five Year Program: Routine repair and maintenance expenses will be incurred.

Funding Source: General Fund

Relationship to Other Primary Projects: None

CITY OF COLLEGE PARK, GEORGIA
FISCAL YEAR 2023 BUDGET

Department/Division:
MIS Information
Technology

Project Name or Title:
Replacement Vehicle

Project Description: New Van for CCTV Tech to Replace Trailblazer

Project Justification and Impact: Our CCTV tech needs a vehicle to drive around to fix any issues with any of our 52 cameras around the city. Also, our remaining techs travel throughout the city to our other facilities when necessary to fix issues. Our current vehicle is extremely old. Can't open front door. Front passenger seat broken. Can't roll up window. Air/heat doesn't work. Requires fixing of multiple issues frequently. We've been borrowing a vehicle from Recreations, but it becomes a hassle because they don't always have one available for us.

Project Costs: \$30,370

<u>Prior FY</u>	<u>FY2023</u>	<u>FY2024</u>	<u>FY2025</u>	<u>FY2026</u>	<u>FY2027</u>	<u>Total</u>
\$ -	\$ 30,370	\$ -	\$ -	\$ -	\$ -	\$ 30,370

Useful Life:
10+ years

Estimated Cost Beyond Five Year Program: Routine repair and maintenance expenses will be incurred.

Funding Source: General Fund

Relationship to Other Primary Projects: None

CITY OF COLLEGE PARK, GEORGIA
FISCAL YEAR 2023 BUDGET

Department/Division:

Police Administration

Project Name or Title: Purchase New Vehicle

Project Description:

This is a capital improvement project to purchase a new unmarked vehicle to help build the fleet for the changing needs of the Department.

Project Justification and Impact:

Decreased maintenance costs, increased vehicle longevity, increased force multiplier, increased response times to critical incidents.

Project Costs: \$45,000

<u>Prior FY</u>	<u>FY2023</u>	<u>FY2024</u>	<u>FY2025</u>	<u>FY2026</u>	<u>FY2027</u>	<u>Total</u>
\$ -	\$45,000	\$ -	\$ -	\$ -	\$ -	\$45,000

Useful Life: 7-10 Years

Estimated Cost Beyond Five Year Program: Routine repair and maintenance expenses will be incurred.

Funding Source: General Fund

Relationship to Other Primary Projects: None

CITY OF COLLEGE PARK, GEORGIA
FISCAL YEAR 2023 BUDGET

Department/Division:
Police Administration

Project Name or Title: Purchase New Mobile Camera System

Project Description:
This is a capital improvement project to purchase a new mobile camera system that can be deployed in designated areas for functional surveillance and increased visibility.

Project Justification and Impact:

Increased safety of the community by leveraging technology to monitor criminal activity.

Project Costs: \$10,000

<u>Prior FY</u>	<u>FY2023</u>	<u>FY2024</u>	<u>FY2025</u>	<u>FY2026</u>	<u>FY2027</u>	<u>Total</u>
\$0 -	\$ 10,000	\$ -	\$ -	\$ -	\$ -	\$10,000

Useful Life: 5-7 Years

Estimated Cost Beyond Five Year Program: Routine repair and maintenance expenses will be incurred.

Funding Source: General Fund

Relationship to Other Primary Projects: None

CITY OF COLLEGE PARK, GEORGIA
FISCAL YEAR 2023 BUDGET

Department/Division:
Police Investigations

Project Name or Title: New Vehicle

Project Description:

This is a capital improvement project to purchase a new undercover vehicle to help build the fleet for the changing needs of the Department.

Project Justification and Impact:

Decreased maintenance costs, increased vehicle longevity, increased force multiplier, increased response times to critical incidents, and improved Officer retention/recruitment.

Project Costs: \$45,000

<u>Prior FY</u>	<u>FY2023</u>	<u>FY2024</u>	<u>FY2025</u>	<u>FY2026</u>	<u>FY2027</u>	<u>Total</u>
\$ -	\$45,000	\$ -	\$ -	\$ -	\$ -	\$45,000

Useful Life: 7-10 Years

Estimated Cost Beyond Five Year Program: Routine repair and maintenance expenses will be incurred.

Funding Source: General Fund

Relationship to Other Primary Projects: None

CITY OF COLLEGE PARK, GEORGIA
FISCAL YEAR 2023 BUDGET

Department/Division:
Police Patrol

Project Name or Title:
Replace Police Vehicles

Project Description:
This is a capital improvement project to 25 replace Police Patrol Vehicles.

Project Justification and Impact:
A number of Patrol vehicles are high mileage, rough condition, involved in a number of accidents, and need replacement. Parts for these replacement vehicles are increasingly difficult to obtain because they are no longer being manufactured.

Project Costs: \$1,487,500

<u>Prior FY</u>	<u>FY2023</u>	<u>FY2024</u>	<u>FY2025</u>	<u>FY2026</u>	<u>FY2027</u>	<u>Total</u>
\$ -	\$1,487,500	\$ -	\$ -	\$ -	\$ -	\$1,487,000

Useful Life: 7-10 yrs.

Estimated Cost Beyond Five Year Program: Routine repair and maintenance expenses will be incurred.

Funding Source: General Fund

Relationship to Other Primary Projects: None

CITY OF COLLEGE PARK, GEORGIA
FISCAL YEAR 2023 BUDGET

Department/Division:
Fire Administration

Project Name or Title: Vehicle Replacements

Project Description: Replace three Administrative Vehicles

1999 Ford Crown Victoria (Unit# 25)
2002 Ford Crown Victoria (Unit# 37)
2008 Ford Crown Victoria (Unit# 35)

Project Justification and Impact: The current units are beyond useful life and repair for usage as first response vehicles. These vehicles are 14, 20 and 23 years old and are no longer manufactured by Ford Motor Company. Most repair parts are very difficult to secure and exacerbated by current market supply chain issues. These units are being surplus for sale upon approval for replacement.

Project Costs: \$ 144,000

<u>Prior FY</u>	<u>FY2023</u>	<u>FY2024</u>	<u>FY2025</u>	<u>FY2026</u>	<u>FY2027</u>	<u>Total</u>
\$ -	\$144,000	\$ -	\$ -	\$ -	\$ -	\$144,000

Useful Life: 10-15 years

Estimated Cost Beyond Five Year Program: Routine repair and maintenance expenses will be incurred.

Funding Source: General Fund

Relationship to Other Primary Projects: None

CITY OF COLLEGE PARK, GEORGIA
FISCAL YEAR 2023 BUDGET

Department/Division:

Fire Administration

Project Name or Title:

Floor Replacement (Station 1 Bunkroom)

Project Description:

Floor Replacement

Project Justification and Impact:

The current carpet flooring is worn, stained and beyond useful life. New flooring will be more durable and suitable for multiple cleaning and sterilization.

Project Costs: \$50,000

<u>Prior FY</u>	<u>FY2023</u>	<u>FY2024</u>	<u>FY2025</u>	<u>FY2026</u>	<u>FY2027</u>	<u>Total</u>
\$ -	\$50,000	\$ -	\$ -	\$ -	\$ -	\$50,000

Useful Life: 10 years.

Estimated Cost Beyond Five Year Program: None

Funding Source: General Fund

Relationship to Other Primary Projects: None

CITY OF COLLEGE PARK, GEORGIA
FISCAL YEAR 2023 BUDGET

Department/Division:

Fire Suppression

Project Name or Title:

Pierce Ladder Truck

Project Description: Pierce Ladder Truck

Project Justification and Impact:

This unit will be used for high rise victim extrication, auto mobile extrication, high angle rescues, fire personnel safety on roadway incidents, dual purpose as pumping apparatus.

Project Costs: \$1,600,000

<u>Prior FY</u>	<u>FY2023</u>	<u>FY2024</u>	<u>FY2025</u>	<u>FY2026</u>	<u>FY2027</u>	<u>Total</u>
\$ -	\$ 1,600,000	\$ -	\$ -	\$ -	\$ -	\$1,600,000

Useful Life: 5-7 years

Estimated Cost Beyond Five Year Program: Routine repair and maintenance expenses will be incurred.

Funding Source: General Fund

Relationship to Other Primary Projects: None

CITY OF COLLEGE PARK, GEORGIA
FISCAL YEAR 2023 BUDGET

Department/Division:

Fire EMS

Project Name or Title:

Replacement of Unit #32
(R2)

Project Description: VIN#3D6WC66L49G558281

2009 Dodge D4500

Project Justification and Impact: Vehicle has currently met lifespan capabilities as a rescue response unit. The maintenance costs of the vehicle exceed the current market value.

Project Costs: \$268,000

<u>Prior FY</u>	<u>FY2023</u>	<u>FY2024</u>	<u>FY2025</u>	<u>FY2026</u>	<u>FY2027</u>	<u>Total</u>
\$ -	\$268,000	\$ -	\$ -	\$ -	\$ -	\$268,000

Useful Life: 5-7 years

Estimated Cost Beyond Five Year Program: Routine repair and maintenance expenses will be incurred.

Funding Source: General Fund

Relationship to Other Primary Projects: None

CITY OF COLLEGE PARK, GEORGIA
FISCAL YEAR 2023 BUDGET

Department/Division:

Highway & Streets

Project Name or Title:

2022 New Dump Truck

Project Description: This 2000 Ford F-750 Dump Truck is 22 years old, there is a problem with getting parts for routine repairs for this Dump Truck. This piece of equipment is becoming very expensive to maintain due to age of vehicle.

Project Justification and Impact: The new 2022 Dump Truck will save money in repairs and maintenance by minimizing cost associated with repairing a 22 year old vehicle.

Project Costs: \$103,815

<u>Prior FY</u>	<u>FY2023</u>	<u>FY2024</u>	<u>FY2025</u>	<u>FY2026</u>	<u>FY2027</u>	<u>Total</u>
\$ -	\$103,815	\$ -	\$ -	\$ -	\$ -	\$103,815

Useful Life: 7-10 years

Estimated Cost Beyond Five Year Program: Routine repair and maintenance expenses will be incurred.

Funding Source: General Fund

Relationship to Other Primary Projects: None

CITY OF COLLEGE PARK, GEORGIA
FISCAL YEAR 2023 BUDGET

Department/Division:

Highway & Streets

Project Name or Title:

2022 New John Deere
Backhoe

Project Description: This 2003 Komatsu Backhoe is 19 years old and has been having major repair issues that Moody's Garage is unable to repair. This piece of equipment is getting very expensive due to age, which is causing down time for my Division.

Project Justification and Impact: The new 2022 John Deere Backhoe will save money in repairs and maintenance by minimizing cost associated with repairing a 19 year old piece of equipment.

Project Costs: \$115,460

<u>Prior FY</u>	<u>FY2023</u>	<u>FY2024</u>	<u>FY2025</u>	<u>FY2026</u>	<u>FY2027</u>	<u>Total</u>
\$ -	\$115,460	\$ -	\$ -	\$ -	\$ -	\$115,460

Useful Life: 7-10 years

Estimated Cost Beyond Five Year Program: Routine repair and maintenance expenses will be incurred.

Funding Source: General Fund

Relationship to Other Primary Projects: None

CITY OF COLLEGE PARK, GEORGIA
FISCAL YEAR 2023 BUDGET

Department/Division:
Public Works/ Buildings
and Grounds

Project Name or Title:
Facility Maintenance
Division

Project Description: John Deere Pro Gator 20220A (2)

Project Justification and Impact:

We have limited fleet, and a growing Department in Building and Grounds. With the addition of Park Rangers and Facility Attendants this is a cost efficient and reliable method of transportation.
2 JD Pro Gator @ \$13,900 each.

Project Costs: \$ 27,800

<u>Prior FY</u>	<u>FY2023</u>	<u>FY2024</u>	<u>FY2025</u>	<u>FY2026</u>	<u>FY2027</u>	<u>Total</u>
\$ -	\$ 27,800	\$ -	\$ -	\$ -	\$ -	\$27,800

Useful Life: 10 years

Estimated Cost Beyond Five Year Program: N/A

Funding Source: General

Relationship to Other Primary Projects: None

CITY OF COLLEGE PARK, GEORGIA
FISCAL YEAR 2023 BUDGET

Department/Division:
Public Works/ Buildings
and Grounds

Project Name or Title:
Facility Maintenance
Division

Project Description: 661R Stand Mower

Project Justification and Impact:
Aging large zero turn mowers, are often down and in need of repair. This stand mower is a smaller mower with perfect power for our Right-a-Ways.

Project Costs: \$ 11,569

<u>Prior FY</u>	<u>FY2023</u>	<u>FY2024</u>	<u>FY2025</u>	<u>FY2026</u>	<u>FY2027</u>	<u>Total</u>
\$ -	\$11,569	\$11,569	\$11,569	\$ -	\$ -	\$34,707

Useful Life: 10 years

Estimated Cost Beyond Five Year Program: N/A

Funding Source: General

Relationship to Other Primary Projects: None

CITY OF COLLEGE PARK, GEORGIA
FISCAL YEAR 2023 BUDGET

Department/Division:
Public Works/ Buildings
and Grounds

Project Name or Title:
Facility Maintenance
Division

Project Description: North Star Pressure Washer

Project Justification and Impact:

Tow behind pressure washer is needed for preventive maintenance at all city owned facilities. The rent cost for one week of rental is (1200.00). Pressure washing units are great for vehicles, facilities, and ground maintenance areas such as sidewalks and architectural embellishments.

Project Costs: \$ 9,500

<u>Prior FY</u>	<u>FY2023</u>	<u>FY2024</u>	<u>FY2025</u>	<u>FY2026</u>	<u>FY2027</u>	<u>Total</u>
\$ -	\$9,500	\$9,500	\$ -	\$ -	\$ -	\$19,000

Useful Life: N/A

Estimated Cost Beyond Five Year Program: N/A

Funding Source: General

Relationship to Other Primary Projects: None

CITY OF COLLEGE PARK, GEORGIA
FISCAL YEAR 2023 BUDGET

Department/Division:
Public Works/ Buildings
and Grounds

Project Name or Title:
Facility Maintenance
Division

Project Description: John Deere 1600 Turbo Series

Project Justification and Impact:

Buildings and Grounds department currently is without a sports turf mower. We currently rely on GICC golf course mowers. This mower allows us to cut our own sports turf

Project Costs: \$ 60,285

<u>Prior FY</u>	<u>FY2023</u>	<u>FY2024</u>	<u>FY2025</u>	<u>FY2026</u>	<u>FY2027</u>	<u>Total</u>
\$ -	\$60,285	\$ -	\$ -	\$ -	\$ -	\$60,285

Useful Life: 15 years

Estimated Cost Beyond Five Year Program: N/A

Funding Source: General

Relationship to Other Primary Projects: None

CITY OF COLLEGE PARK, GEORGIA
FISCAL YEAR 2023 BUDGET

Department/Division:
Public Works/ Buildings
and Grounds

Project Name or Title:
Facility Maintenance
Division

Project Description: John Deere Utility Tractor

Project Justification and Impact:
Buildings and Grounds department is requesting to upgrade tractors. Current tractors malfunction and has limited ability due to the age. This tractor allows us to do maintenance of facilities and sports turf.

Project Costs: \$ 39,681

<u>Prior FY</u>	<u>FY2023</u>	<u>FY2024</u>	<u>FY2025</u>	<u>FY2026</u>	<u>FY2027</u>	<u>Total</u>
\$ -	\$39,681	\$ -	\$ -	\$ -	\$ -	\$39,681

Useful Life: 15 years

Estimated Cost Beyond Five Year Program: N/A

Funding Source: General

Relationship to Other Primary Projects: None

CITY OF COLLEGE PARK, GEORGIA
FISCAL YEAR 2023 BUDGET

Department/Division:

Recreation Programs Recreation

Project Name or Title: 15 Passenger Van

Project Description:

To use for programming and other departments for transportation.

Project Justification and Impact:

The use of a 15-passenger van is helpful with transporting kids to activities and places for day camp and travel for sporting groups to games and tournaments.

Project Costs: \$45,000

<u>Prior FY</u>	<u>FY2023</u>	<u>FY2024</u>	<u>FY2025</u>	<u>FY2026</u>	<u>FY2027</u>	<u>Total</u>
\$ -	\$45,000	\$ -	\$ -	\$ -	\$ -	\$45,000

Useful Life: 10 years or 100,000 miles

Estimated Cost Beyond Five Year Program: Routine repair and maintenance expenses will be incurred.

Funding Source: General Fund

Relationship to Other Primary Projects: None

CITY OF COLLEGE PARK, GEORGIA
FISCAL YEAR 2023 BUDGET

Department/Division:
Recreation Facilities

Project Name or Title: Air/Heat replace units

Project Description: Replace air/heat units at facilities

Each year we have an issue with an air/hear unit at the facilities in which it needs to be repaired or completely quits. The units are old and parts are not available to repair.

Project Justification and Impact:

The department has 30 air/heat units at the facilities. This is scheduled replace of old units in which we cannot get parts or refrigerant for.

Project Costs: \$ 24,000

<u>Prior FY</u>	<u>FY2023</u>	<u>FY2024</u>	<u>FY2025</u>	<u>FY2026</u>	<u>FY2027</u>	<u>Total</u>
\$ -	\$24,000	\$ -	\$ -	\$ -	\$ -	\$24,000

Useful Life: 15-20 years

Estimated Cost Beyond Five Year Program: Routine repair and maintenance expenses will be incurred.

Funding Source: General Fund

Relationship to Other Primary Projects: None

CITY OF COLLEGE PARK, GEORGIA
FISCAL YEAR 2023 BUDGET

Department/Division:
Recreation Facilities

Project Name or Title: Concrete Pad for Mini Pitch

Project Description:

US Soccer Foundation has a donor to build another mini pitch soccer field and we would need to build a concrete slab to place the mini pitch on. We do not want to take away another tennis court to build a mini pitch. We want to add programming not take away from current programming. The donation is of approximately \$ 100,000.

Project Justification and Impact:

A grant of \$ 100,000 for another min pitch from US Soccer Foundation and Dick Sporting Goods have approved another mini pitch. The designated area for the donation is to go to Zupp Park. In order to not take away another tennis court the goal is to build a concrete pad at Zupp Park and add the mini pitch on top of the new concrete pad.

Project Costs: \$ 40,000

<u>Prior FY</u>	<u>FY2023</u>	<u>FY2024</u>	<u>FY2025</u>	<u>FY2026</u>	<u>FY2027</u>	<u>Total</u>
\$ -	\$40,000	\$ -	\$ -	\$ -	\$ -	\$40,000

Useful Life:

Estimated Cost Beyond Five Year Program: Routine repair and maintenance expenses will be incurred.

Funding Source: General Fund

Relationship to Other Primary Projects: None

CITY OF COLLEGE PARK, GEORGIA
FISCAL YEAR 2023 BUDGET

Department/Division:
Recreation Facilities

Project Name or Title: Roof at Wyatt Recreation Center

Project Description:
The flat roof is 15 years old and is leaking. The roof needs to be replaced. During 2021 we have had several leaks in which the repairs are costly every other month. Leaks have caused floor damage in the gyms at Wyatt and other areas of the facility.

Project Justification and Impact:
Due to the leaks and water damage along with the age of the roof, the roof needs replacing.

Project Costs: \$ 300,000

<u>Prior FY</u>	<u>FY 2023</u>	<u>FY2024</u>	<u>FY2025</u>	<u>FY2026</u>	<u>FY2027</u>	<u>Total</u>
\$ -	\$300,000	\$ -	\$ -	\$ -	\$ -	\$300,000

Useful Life: 20 years

Estimated Cost Beyond Five Year Program: Routine repair and maintenance expenses will be incurred.

Funding Source: General Fund

Relationship to Other Primary Projects: None

CITY OF COLLEGE PARK, GEORGIA
FISCAL YEAR 2023 BUDGET

Department/Division:

Economic Development

Project Name or Title: New Vehicle

Project Description: New vehicle for Code compliance

Project Justification and Impact:

There are 4-code compliance officers and only 3-vehicles. Operations would be more efficient if each officer ha own vehicle

Project Costs: \$ 29,488

<u>Prior Year</u>	<u>FY2023</u>	<u>FY2024</u>	<u>FY2025</u>	<u>FY2026</u>	<u>FY2027</u>	<u>Total</u>
\$ -	\$ 29,488	\$ -	\$ -	\$ -	\$ -	\$ 29,488

Useful Life:

Estimated Cost Beyond Five Year Program: Routine repair and maintenance expenses will be incur

Funding Source: General Fund

Relationship to Other Primary Projects: None

CITY OF COLLEGE PARK, GEORGIA
FISCAL YEAR 2023 BUDGET

Department/Division:
SPLOST

Project Name or Title: New Way Finding Signs (Exterior)

Project Description: Installation of Way Finding signage around each entrance to assist guests in navigating the internal and external campus grounds.

Project Justification and Impact: Currently there is little to no signage on the exterior of the building to direct guest. The entrances need to be labeled with signs.
(Ex. The last set of glass doors on the west side of the building in the Entrance for “D Hall”, it should be labeled as such. The Entrances should be named according to the proximity of the closest room/hall.)

Project Costs: \$200,000

<u>Prior FY</u>	<u>FY2023</u>	<u>FY2024</u>	<u>FY2025</u>	<u>FY2026</u>	<u>FY2027</u>	<u>Total</u>
\$ -	\$200,000	\$ -	\$ -	\$ -	\$ -	\$200,000

Useful Life: 15+ years

Estimated Cost Beyond Five Year Program: Routine repair and maintenance expenses will be incurred.

Funding Source: SPLOST Fund

Relationship to Other Primary Projects: None

CITY OF COLLEGE PARK, GEORGIA
FISCAL YEAR 2023 BUDGET

Department/Division:

SPLOST

Project Name or Title:

Capital Improvement – INTERNAL ROOM DISPLAYS

Project Description:

This capital improvement item is to provide resources for the purchase/replacement of 41 room displays, 6 concierge’s displays, 8 Exhibit hall displays 3 dual floor standing displays, 1 ceiling drop down displays, 2 wall monitors and cabinet-housing modification.

Project Justification and Impact:

The Georgia International Convention Center (GICC) has been operating at its new location since April 2003. The GICC upgraded the internal display units that were most visible in 2012/2013 budget year. The current displays are no-longer available. Parts are obsolete. This project is in conformity with the Master Plan in maintaining an efficient and safe operating facility for the City of College Park.

Project Costs: \$499,000

<u>Prior FY</u>	<u>FY2023</u>	<u>FY2024</u>	<u>FY2025</u>	<u>FY2026</u>	<u>FY2027</u>	<u>Total</u>
\$ -	\$499,000	\$ -	\$ -	\$ -	\$ -	\$499,000

Useful Life: 5+ years

Estimated Cost Beyond Five Year Program: Routine repair and maintenance expenses will be incurred.

Funding Source: SPLOST Fund

Relationship to Other Primary Projects: None

CITY OF COLLEGE PARK, GEORGIA
FISCAL YEAR 2023 BUDGET

Department/Division:
TSPLOST

Project Name or Title:
Capital Projects

Project Description:
Various Capital Projects for infrastructure throughout the City.

Project Justification and Impact:
Many of the infrastructure components in the City need to be replaced or improved such as roadways and distribution systems.

Project Costs: \$2,775,391

<u>Prior FY</u>	<u>FY2020</u>	<u>FY2021</u>	<u>FY2022</u>	<u>FY2023</u>	<u>FY2024</u>	<u>Total</u>
\$ -	\$2,775,391	\$ -	\$ -	\$ -	\$ -	\$2,775,391

Useful Life: 30 years.

Estimated Cost Beyond Five Year Program: Routine repair and maintenance expenses will be incurred.

Funding Source: TSPLOST Fund

Relationship to Other Primary Projects: None

CITY OF COLLEGE PARK, GEORGIA
FISCAL YEAR 2023 BUDGET

Department/Division:

Public Works/Water Sewer

Project Name or Title:

Vehicle Replacement

Project Description: Replacement of Unit #337, 2008 Ford F-150 Pick-up Truck

Project Justification and Impact: Unit # 337, 2008 Ford F-150 Pick-up will be scheduled for replacement

Project Costs: \$45,000

<u>Prior FY</u>	<u>FY2023</u>	<u>FY2024</u>	<u>FY2025</u>	<u>FY2026</u>	<u>FY2027</u>	<u>Total</u>
\$ -	\$45,000	\$ -	\$ -	\$ -	\$ -	\$45,000

Useful Life:

10

Estimated Cost Beyond Five Year Program: Routine repair and maintenance expenses will be incurred.

Funding Source: Water Sewer Fund

Relationship to Other Primary Projects: None

CITY OF COLLEGE PARK, GEORGIA
FISCAL YEAR 2023 BUDGET

Department/Division:

Public Works/Water Sewer

Project Name or Title:

Vehicle Replacement

Project Description: Replacement of Unit #342, 2002 Ford F-650 Heavy Duty Truck

Project Justification and Impact: Unit # 342, 2002 Ford F-650 Heavy Duty Truck will be scheduled for replacement

Project Costs: \$45,000

<u>Prior FY</u>	<u>FY2023</u>	<u>FY2024</u>	<u>FY2025</u>	<u>FY2026</u>	<u>FY2027</u>	<u>Total</u>
\$ -	\$45,000	\$ -	\$ -	\$ -	\$ -	\$45,000

Useful Life:

10

Estimated Cost Beyond Five Year Program: Routine repair and maintenance expenses will be incurred.

Funding Source: Water Sewer Fund

Relationship to Other Primary Projects: None

CITY OF COLLEGE PARK, GEORGIA
FISCAL YEAR 2023 BUDGET

Department/Division:

Public Works/Water Sewer

Project Name or Title:

Water Line Replacement

Project Description: East Main Street and Hardin Avenue water main improvement Project.

Project Justification and Impact: This is a galvanized line that has started to deteriorated and need to be replaced.

Project Costs: \$ 150,139

<u>Prior FY</u>	<u>FY2023</u>	<u>FY2024</u>	<u>FY2025</u>	<u>FY2026</u>	<u>FY2027</u>	<u>Total</u>
\$ -	\$150,139	\$300,000	\$300,000	\$300,000	\$300,000	\$1,350,139

Useful Life:

30 years

Estimated Cost Beyond Five Year Program: Routine repair and maintenance expenses will be incurred.

Funding Source: Water Sewer Fund

Relationship to Other Primary Projects: None

CITY OF COLLEGE PARK, GEORGIA
FISCAL YEAR 2023 BUDGET

Department/Division:

Public Works/Water Sewer

Project Name or Title: New Meters

Project Description: Commercial Meters Replacement

Project Justification and Impact: To replace out of service meters that are no longer under warranty.

Project Costs: \$ 60,000

<u>Prior FY</u>	<u>FY2023</u>	<u>FY2024</u>	<u>FY2025</u>	<u>FY2026</u>	<u>FY2027</u>	<u>Total</u>
\$ -	\$60,000	\$ -	\$ -	\$ -	\$ -	\$60,000

Useful Life:

30 years

Estimated Cost Beyond Five Year Program: Routine repair and maintenance expenses will be incurred.

Funding Source: Water Sewer Fund

Relationship to Other Primary Projects: None

CITY OF COLLEGE PARK, GEORGIA
FISCAL YEAR 2023 BUDGET

Department/Division:

Power/Line

Project Name or Title:

Vehicle Replacement

Project Description:

Replace vehicle 517, a 2008 Ford F250 used daily in the line department.

Project Justification and Impact:

Vehicle will be 15 years old when replaced and is needing several repairs, particularly the transmission.

Project Costs: \$ 37,000

<u>Prior FY</u>	<u>FY2023</u>	<u>FY2024</u>	<u>FY2025</u>	<u>FY2026</u>	<u>FY2027</u>	<u>Total</u>
\$ -	\$37,000	\$30,000	\$ -	\$ -	\$ -	\$67,000

Useful Life: 15 years

Estimated Cost Beyond Five Year Program:

Routine repair and maintenance expenses will be incurred.

Funding Source:

Power Fund

Relationship to Other Primary Projects: None

CITY OF COLLEGE PARK, GEORGIA
FISCAL YEAR 2023 BUDGET

Department/Division:

Power/Line

Project Name or Title:

Transformers - New and Replacement

Project Description:

Transformers used for replacement of in-service units due to increased loading, damage, etc.: new units for new customers & expanded service, and spare units to meet in service requirements. This includes pole type and pad mounted units. Pole type units' range in size from 10 KVA to 500 KVA. Pad mount units' range in size from 25 KVA single phase to 2500 KVA 3-Phase.

Project Justification and Impact:

Stock replacement of failed equipment and inventory for new customer projects.

Project Costs: \$ 200,000

<u>Prior FY</u>	<u>FY2023</u>	<u>FY2024</u>	<u>FY2025</u>	<u>FY2026</u>	<u>FY2027</u>	<u>Total</u>
\$280,000	\$200,000	\$200,000	\$200,000	\$200,000	\$200,000	\$1,280,000

Useful Life: 30 years

Estimated Cost Beyond Five Year Program:

Routine repair and maintenance expenses will be incurred.

Funding Source:

Power Fund

Relationship to Other Primary Projects: None

CITY OF COLLEGE PARK, GEORGIA
FISCAL YEAR 2023 BUDGET

Department/Division:

Power/Line

Project Name or Title:

Sommersby Subdivision

Project Description:

Install new underground power system and lighting for 300+ new homes with 150+ being completed in 2023.

Project Justification and Impact:

This project will result in over 300 extra customers.

Project Costs: \$ 345,000

<u>Prior FY</u>	<u>FY2023</u>	<u>FY2024</u>	<u>FY2025</u>	<u>FY2026</u>	<u>FY2027</u>	<u>Total</u>
\$ -	\$345,000	\$345,000	\$ -	\$ -	\$ -	\$690,000

Useful Life: 30 years

Estimated Cost Beyond Five Year Program:

Routine repair and maintenance expenses will be incurred.

Funding Source: Power Fund

Relationship to Other Primary Projects: None

CITY OF COLLEGE PARK, GEORGIA
FISCAL YEAR 2023 BUDGET

Department/Division:

Power/Line

Project Name or Title:

Traffic Signal Upgrades for Riverdale Road and I-85S.

Project Description:

Replace existing traffic signals, controls, arms, control loops, and pedestrian buttons.

Project Justification and Impact:

This project will provide newer LED traffic signals and better controls and timing for this intersection.

Project Costs: \$75,000

<u>Prior FY</u>	<u>FY2023</u>	<u>FY2024</u>	<u>FY2025</u>	<u>FY2026</u>	<u>FY2027</u>	<u>Total</u>
\$ -	\$75,000	\$ -	\$ -	\$ -	\$ -	\$75,000

Useful Life: 15 years

Estimated Cost Beyond Five Year Program:

Routine repair and maintenance expenses will be incurred.

Funding Source:

Power Fund

Relationship to Other Primary Projects: None

CITY OF COLLEGE PARK, GEORGIA
FISCAL YEAR 2023 BUDGET

Department/Division:

Power/Line

Project Name or Title:

Traffic Signal Upgrades for Riverdale Road and I-85N.

Project Description:

Replace existing traffic signals, controls, arms, control loops, and pedestrian buttons.

Project Justification and Impact:

This project will provide newer LED traffic signals and better controls and timing for this intersection.

Project Costs: \$75,000

<u>Prior FY</u>	<u>FY2023</u>	<u>FY2024</u>	<u>FY2025</u>	<u>FY2026</u>	<u>FY2027</u>	<u>Total</u>
\$ -	\$75,000	\$ -	\$ -	\$ -	\$ -	\$75,000

Useful Life: 15 years

Estimated Cost Beyond Five Year Program:

Routine repair and maintenance expenses will be incurred.

Funding Source:

Power Fund

Relationship to Other Primary Projects: None

CITY OF COLLEGE PARK, GEORGIA
FISCAL YEAR 2023 BUDGET

Department/Division:

Power/Line

Project Name or Title:

Rhodes Street & 6 West Development

Project Description:

Install new underground infrastructure to support the development of the 6 West project. This project will be in several phases as the project grows.

Project Justification and Impact:

This project will result in many new commercial customers including at least one hotel.

Project Costs: \$ 175,000

<u>Prior FY</u>	<u>FY2023</u>	<u>FY2024</u>	<u>FY2025</u>	<u>FY2026</u>	<u>FY2027</u>	<u>Total</u>
\$ -	\$175,000	\$350,000	\$350,000	\$125,000	\$ -	\$1,000,000

Useful Life: 30 years

Estimated Cost Beyond Five Year Program:

Routine repair and maintenance expenses will be incurred.

Funding Source: Power Fund

Relationship to Other Primary Projects: None

CITY OF COLLEGE PARK, GEORGIA
FISCAL YEAR 2023 BUDGET

Department/Division:

Power/Line

Project Name or Title:

Project Diamond Multi Family

Project Description:

Install new underground power system for 61+ new apartments with retail on E. Harvard Avenue.

Project Justification and Impact:

This project will result in over 61 extra customers.

Project Costs: \$ 50,000

<u>Prior FY</u>	<u>FY2023</u>	<u>FY2024</u>	<u>FY2025</u>	<u>FY2026</u>	<u>FY2027</u>	<u>Total</u>
\$35,000	\$50,000	\$ -	\$ -	\$ -	\$ -	\$85,000

Useful Life: 30 years

Estimated Cost Beyond Five Year Program:

Routine repair and maintenance expenses will be incurred.

Funding Source: Power Fund

Relationship to Other Primary Projects: None

CITY OF COLLEGE PARK, GEORGIA
FISCAL YEAR 2023 BUDGET

Department/Division:

Power/Line

Project Name or Title:

Traffic Signal Upgrades for Leslie Drive & Main St.

Project Description:

Replace existing traffic signals, controls, arms, control loops, and pedestrian buttons.

Project Justification and Impact:

This project will provide newer LED traffic signals and better controls and timing for this intersection.

Project Costs: \$ 95,000

<u>Prior FY</u>	<u>FY2023</u>	<u>FY2024</u>	<u>FY2025</u>	<u>FY2026</u>	<u>FY2027</u>	<u>Total</u>
\$ -	\$95,000	\$ -	\$ -	\$ -	\$ -	\$95,000

Useful Life: 15 years

Estimated Cost Beyond Five Year Program:

Routine repair and maintenance expenses will be incurred.

Funding Source:

Power Fund

Relationship to Other Primary Projects: None

CITY OF COLLEGE PARK, GEORGIA
FISCAL YEAR 2023 BUDGET

Department/Division:

Power/Line

Project Name or Title:

LED Street Lighting Additions

Project Description:

Adding additional street lighting to areas throughout the City.

Project Justification and Impact:

LED street lighting upgrades are complete. These additional lights will adhere to the City's strategic plan under the security & safety section.

Project Costs: \$ 70,000

<u>Prior FY</u>	<u>FY2023</u>	<u>FY2024</u>	<u>FY2025</u>	<u>FY2026</u>	<u>FY2027</u>	<u>Total</u>
\$75,000	\$70,000	\$70,000	\$70,000	\$70,000	\$70,000	\$425,000

Useful Life: 15 years

Estimated Cost Beyond Five Year Program: Routine repair and maintenance expenses will be incurred.

Funding Source: Power Fund

Relationship to Other Primary Projects: None

CITY OF COLLEGE PARK, GEORGIA
FISCAL YEAR 2023 BUDGET

Department/Division:

Power/Line

Project Name or Title:

Large Customer Line Extension

Project Description:

Install new power system for development of potential large customer(s) that may present opportunities during this fiscal period.

Project Justification and Impact:

This project will only be activated if a new large customer presents itself to be served by the City of College Park.

Project Costs: \$ 200,000

<u>Prior FY</u>	<u>FY2023</u>	<u>FY2024</u>	<u>FY2025</u>	<u>FY2026</u>	<u>FY2027</u>	<u>Total</u>
\$75,000	\$200,000	\$200,000	\$200,000	\$200,000	\$200,000	\$1,075,000

Useful Life: 30 years.

Estimated Cost Beyond Five Year Program:

Routine repair and maintenance expenses will be incurred.

Funding Source: Power Fund

Relationship to Other Primary Projects: None

CITY OF COLLEGE PARK, GEORGIA
FISCAL YEAR 2023 BUDGET

Department/Division:

Power/Line

Project Name or Title:

Hawthorne Subdivision

Project Description:

Install new underground power system and lighting for 300+ new homes.

Project Justification and Impact:

This project will result in over 300 extra customers.

Project Costs: \$ 690,000

<u>Prior FY</u>	<u>FY2023</u>	<u>FY2024</u>	<u>FY2025</u>	<u>FY2026</u>	<u>FY2027</u>	<u>Total</u>
\$ -	\$690,000	\$ -	\$ -	\$ -	\$ -	\$690,000

Useful Life: 30 years

Estimated Cost Beyond Five Year Program:

Routine repair and maintenance expenses will be incurred.

Funding Source: Power Fund

Relationship to Other Primary Projects: None

CITY OF COLLEGE PARK, GEORGIA
FISCAL YEAR 2023 BUDGET

Department/Division:

Power/Line

Project Name or Title:

Traffic Signal Upgrades for Godby Road & Scofield Road.

Project Description:

Replace existing traffic signals, controls, arms, control loops, and pedestrian buttons.

Project Justification and Impact:

This project will provide newer LED traffic signals and better controls and timing for this intersection.

Project Costs: \$ 75,000

<u>Prior FY</u>	<u>FY2023</u>	<u>FY2024</u>	<u>FY2025</u>	<u>FY2026</u>	<u>FY2027</u>	<u>Total</u>
\$ -	\$75,000	\$ -	\$ -	\$ -	\$ -	\$75,000

Useful Life: 15 years

Estimated Cost Beyond Five Year Program:

Routine repair and maintenance expenses will be incurred.

Funding Source:

Power Fund

Relationship to Other Primary Projects: None

CITY OF COLLEGE PARK, GEORGIA
FISCAL YEAR 2023 BUDGET

Department/Division:

Power/Line

Project Name or Title:

Traffic Signal Upgrades for Global Gateway and Riverdale Road.

Project Description:

Replace existing traffic signals, controls, arms and control loops.

Project Justification and Impact:

This project will provide newer LED traffic signals and better controls and timing for this intersection.

Project Costs: \$ 75,000

<u>Prior FY</u>	<u>FY2023</u>	<u>FY2024</u>	<u>FY2025</u>	<u>FY2026</u>	<u>FY2027</u>	<u>Total</u>
\$ -	\$75,000	\$ -	\$ -	\$ -	\$ -	\$75,000

Useful Life: 15 years

Estimated Cost Beyond Five Year Program:

Routine repair and maintenance expenses will be incurred.

Funding Source:

Power Fund

Relationship to Other Primary Projects: None

CITY OF COLLEGE PARK, GEORGIA
FISCAL YEAR 2023 BUDGET

Department/Division:

Power/Line

Project Name or Title:

EV Charging Stations at the Arena

Project Description:

Install (2) Level 2 Dual charging stations at the Arena parking.

Project Justification and Impact:

This project will promote and attract attendees with electric vehicles. Two dual chargers were installed in 2021-2022.

Eventually, the GICC and Arena will need about 12 totals after events ramp up to normal after the pandemic.

Project Costs: \$ 20,000

<u>Prior FY</u>	<u>FY2023</u>	<u>FY2024</u>	<u>FY2025</u>	<u>FY2026</u>	<u>FY2027</u>	<u>Total</u>
\$22,000	\$20,000	\$20,000	\$ -	\$ -	\$ -	\$62,000

Useful Life: 10 years.

Estimated Cost Beyond Five Year Program:

Routine repair and maintenance expenses will be incurred.

Funding Source: Power Fund

Relationship to Other Primary Projects: None

CITY OF COLLEGE PARK, GEORGIA
FISCAL YEAR 2023 BUDGET

Department/Division:

Power/Line

Project Name or Title:

Distribution Automation System

Project Description:

Install automatic transfer switches on the distribution system to restore power to sections not under fault.

Project Justification and Impact:

Materials and labor required to install the Distribution Automation to improve reliability of power and power restoration to the customers. Eight circuits will be targeted in 2022-2023 with another 8 in the 2023-2024 budget.

Project Costs: \$ 300,000

<u>Prior FY</u>	<u>FY2023</u>	<u>FY2024</u>	<u>FY2025</u>	<u>FY2026</u>	<u>FY2027</u>	<u>Total</u>
\$349,736	\$300,000	\$300,000	\$ -	\$ -	\$ -	\$949,736

Useful Life: 20 years.

Estimated Cost Beyond Five Year Program:

Routine repair and maintenance expenses will be incurred.

Funding Source:

Power Fund

Relationship to Other Primary Projects: None

CITY OF COLLEGE PARK, GEORGIA
FISCAL YEAR 2023 BUDGET

Department/Division:

Power/Line

Project Name or Title:

Decorative Lighting

Project Description:

Stock decorative lighting for replacement of damaged existing lighting and new installations for improved lighting for parks and streets.

Project Justification and Impact:

Required as stock replacements for damaged existing lighting and improved lighting in the City.

Project Costs: \$ 50,000

<u>Prior FY</u>	<u>FY2023</u>	<u>FY2024</u>	<u>FY2025</u>	<u>FY2026</u>	<u>FY2027</u>	<u>Total</u>
\$12,000	\$50,000	\$50,000	\$50,000	\$50,000	\$50,000	\$262,000

Useful Life: 10 years

Estimated Cost Beyond Five Year Program: Routine repair and maintenance expenses will be incurred.

Funding Source: Power Fund

Relationship to Other Primary Projects: None

CITY OF COLLEGE PARK, GEORGIA
FISCAL YEAR 2023 BUDGET

Department/Division:

Power/Line

Project Name or Title:

Data Center expansion at Edison Road

Project Description:

Extend 3 new circuits from Edison Substation for the further expansion of the Data Center

Project Justification and Impact:

This project will result in adding up to 20 MW of power load.

Project Costs: \$ 1,220,000

<u>Prior FY</u>	<u>FY2023</u>	<u>FY2024</u>	<u>FY2025</u>	<u>FY2026</u>	<u>FY2027</u>	<u>Total</u>
\$476,000	\$1,220,000	\$ -	\$ -	\$ -	\$ -	\$1,696,000

Useful Life: 30 years

Estimated Cost Beyond Five Year Program:

Routine repair and maintenance expenses will be incurred.

Funding Source: Power Fund

Relationship to Other Primary Projects: None

CITY OF COLLEGE PARK, GEORGIA
FISCAL YEAR 2023 BUDGET

Department/Division:

Power/Line

Project Name or Title:

Alexander Landing Apartment URD Cable Upgrades

Project Description:

Replace deteriorated underground primary cable to apartment complexes.

Project Justification and Impact:

Several apartment services, especially those at Alexander Landing, have old and deteriorated underground primary conductor. These installations were made 15 or more years ago and have an exposed neutral that is corroding and has had several repairs made over the years. In order to provide the best reliable service to these apartments, the underground conductor needs replacing.

Project Costs: \$ 150,000

<u>Prior FY</u>	<u>FY2023</u>	<u>FY2024</u>	<u>FY2025</u>	<u>FY2026</u>	<u>FY2027</u>	<u>Total</u>
\$ -	\$150,000	\$ -	\$ -	\$ -	\$ -	\$150,000

Useful Life: 20 years

Estimated Cost Beyond Five Year Program:

Routine repair and maintenance expenses will be incurred.

Funding Source:

Power Fund

Relationship to Other Primary Projects: None

CITY OF COLLEGE PARK, GEORGIA
FISCAL YEAR 2023 BUDGET

Department/Division:

Power/Line

Project Name or Title:

6 West Subdivision

Project Description:

Install new underground power system and lighting for 510 new homes planned for the 6 West Development.

This project will be in 2 phases, part 1 in 2022-2023 and finishing in 2023-2024.

Project Justification and Impact:

This project will result in over 500 new customers.

Project Costs: \$ 575,000

<u>Prior FY</u>	<u>FY2023</u>	<u>FY2024</u>	<u>FY2025</u>	<u>FY2026</u>	<u>FY2027</u>	<u>Total</u>
\$ -	\$575,000	\$575,000	\$ -	\$ -	\$ -	\$1,150,000

Useful Life: 30 years

Estimated Cost Beyond Five Year Program:

Routine repair and maintenance expenses will be incurred.

Funding Source: Power Fund

Relationship to Other Primary Projects: None

CITY OF COLLEGE PARK, GEORGIA
FISCAL YEAR 2023 BUDGET

Department/Division:

Golf Course

Project Name or Title:

New – Zero Turn Mower

Project Description:

New Item – to replace obsolete mower

Project Justification and Impact:

Current Mower we have is 22 years old and is being used to mow not only the Golf Course, but Badgett Stadium, Practice & Evans Baseball field as well. This equipment will provide the golf course/city better playing conditions and more efficient use of our labor. We have asked for 2 mowers in 22'-23' and are simply trying to spread out the purchase of this much needed essential equipment. The price we have secured for the 22'-23' unit will most likely go up in 23'-24'.

Project Costs: \$ 9,499

<u>Prior FY</u>	<u>FY2023</u>	<u>FY2024</u>	<u>FY2025</u>	<u>FY2026</u>	<u>FY2027</u>	<u>Total</u>
\$ -	\$9,499	\$ -	\$ -	\$ -	\$ -	\$9,499

Useful Life:

Estimated Cost Beyond Five Year Program: Routine repair and maintenance expenses will be incurred.

Funding Source: Golf Course Fund

Relationship to Other Primary Projects: None

CITY OF COLLEGE PARK, GEORGIA
FISCAL YEAR 2023 BUDGET

Department/Division:
Sanitation

Project Name or Title:
Container Lift Truck

Project Description: Replacement Vehicle

Project Justification and Impact: The current container lift truck has become worn and parts are hard to locate and or have been discounted.

Project Costs: \$121,775

<u>Prior FY</u>	<u>FY2023</u>	<u>FY2024</u>	<u>FY2025</u>	<u>FY2026</u>	<u>FY2027</u>	<u>Total</u>
\$ -	\$121,775	\$ -	\$ -	\$ -	\$ -	\$121,775

Useful Life:

Estimated Cost Beyond Five Year Program: Routine repair and maintenance expenses will be incurred.

Funding Source: Sanitation Fund

Relationship to Other Primary Projects: None

CITY OF COLLEGE PARK, GEORGIA
FISCAL YEAR 2023 BUDGET

Department/Division:
Sanitation

Project Name or Title:
Mini Rear Load Refuse
Truck

Project Description: Refuse and Recycling Collection

Project Justification and Impact: To add an additional unit in the fleet to meet the growth of the City's waste collection.

Project Costs: \$130,057

<u>Prior FY</u>	<u>FY2023</u>	<u>FY2024</u>	<u>FY2025</u>	<u>FY2026</u>	<u>FY2027</u>	<u>Total</u>
\$ -	\$130,057	\$ -	\$ -	\$ -	\$ -	\$130,057

Useful Life:

Estimated Cost Beyond Five Year Program: Routine repair and maintenance expenses will be incurred.

Funding Source: Sanitation Fund

Relationship to Other Primary Projects: None

CITY OF COLLEGE PARK, GEORGIA
FISCAL YEAR 2023 BUDGET

Department/Division:
Sanitation

Project Name or Title: PW
Director Vehicle

Project Description: Replacement Vehicle

Project Justification and Impact: The vehicle has become worn and parts are hard to locate and or have been discounted.

Project Costs: \$25,690

<u>Prior FY</u>	<u>FY2023</u>	<u>FY2024</u>	<u>FY2025</u>	<u>FY2026</u>	<u>FY2027</u>	<u>Total</u>
\$ -	\$25,690	\$ -	\$ -	\$ -	\$ -	\$25,690

Useful Life:

Estimated Cost Beyond Five Year Program: Routine repair and maintenance expenses will be incurred.

Funding Source: Sanitation Fund

Relationship to Other Primary Projects: None

CITY OF COLLEGE PARK, GEORGIA
FISCAL YEAR 2023 BUDGET

Department/Division:
Sanitation

Project Name or Title:
Rear Load Refuse Truck

Project Description: Refuse and Recycling Collection

Project Justification and Impact: Replacement of Inoperable unit.

Project Costs: \$208,508

<u>Prior FY</u>	<u>FY2023</u>	<u>FY2024</u>	<u>FY2025</u>	<u>FY2026</u>	<u>FY2027</u>	<u>Total</u>
\$ -	\$208,508	\$208,508	\$ -	\$ -	\$ -	\$417,016

Useful Life:

Estimated Cost Beyond Five Year Program: Routine repair and maintenance expenses will be incurred.

Funding Source: Sanitation Fund

Relationship to Other Primary Projects: None

CITY OF COLLEGE PARK, GEORGIA
FISCAL YEAR 2023 BUDGET

Department/Division:
Sanitation

Project Name or Title:
Replacement Metal
Commercial Containers

Project Description: Replacement of 3, 4, 6, and 8-yard containers

Project Justification and Impact: To replace worn and damaged containers.

Project Costs: \$ 45,000

<u>Prior FY</u>	<u>FY2023</u>	<u>FY2024</u>	<u>FY2025</u>	<u>FY2026</u>	<u>FY2027</u>	<u>Total</u>
\$ -	\$45,000	\$45,000	\$45,000	\$45,000	\$45,000	\$225,000

Useful Life:

Estimated Cost Beyond Five Year Program: Routine repair and maintenance expenses will be incurred.

Funding Source: Sanitation Fund

Relationship to Other Primary Projects: None

CITY OF COLLEGE PARK, GEORGIA
FISCAL YEAR 2023 BUDGET

Department/Division:

Convention Center

Project Name or Title:

Fire Alarm System Panel Replacement

Project Description:

This capital Improvement item is to provide resources for the purchase/replacement of the existing fire alarm system control panels.

Project Justification and Impact: The GICC has been operating at its location since April 2003. The existing fire alarm system control panels are obsolete and need replacement. Repair parts are no longer available, and the panels need upgrading. This project is in conformity with the Master Plan in maintaining an efficient and safe operating facility for the City of College Park. This is a direct safety issue and should be handled expeditiously.

Project Costs: \$ 500,000

<u>Prior FY</u>	<u>FY2023</u>	<u>FY2024</u>	<u>FY2025</u>	<u>FY2026</u>	<u>FY2027</u>	<u>Total</u>
\$ -	\$500,000	\$ -	\$ -	\$ -	\$ -	\$500,000

Useful Life:

10+ years

Estimated Cost Beyond Five Year Program: Routine repair and maintenance expenses will be incurred, or maintenance contract will be purchased.

Funding Source: Convention Center Fund

Relationship to Other Primary Projects: None

CITY OF COLLEGE PARK, GEORGIA
FISCAL YEAR 2023 BUDGET

Department/Division

Convention Center – MIS Department

Project Name or Title:

CAPITAL IMPROVEMENT – SECURITY CAMERA SYSTEM

Project Description:

This capital Improvement item is to provide resources necessary to maintain safety and client servicing requirements. Additional cameras and related components is necessary to maintain a safe environment.

Project Justification and Impact:

The current security apparatus was provision in year 2016. Currently we are having major difficulties visually monitoring the GICC space. Additional cameras and related components will be implemented to maintain a safe and productive work force. This capital purchase is required in order to continue in providing a safe environment for our clients.

Project Costs: \$ 20,000

<u>Prior FY</u>	<u>FY2023</u>	<u>FY2024</u>	<u>FY2025</u>	<u>FY2026</u>	<u>FY2027</u>	<u>Total</u>
-	\$20,000	\$ -	\$ -	\$ -	\$ -	\$20,000

Useful Life:

5+ years

Estimated Cost Beyond Five Year Program: Routine repair and maintenance expenses will be incurred, or maintenance contract will be purchased.

Funding Source: Convention Center Fund

Relationship to Other Primary Projects: Critical

CITY OF COLLEGE PARK, GEORGIA
FISCAL YEAR 2023 BUDGET

Department/Division:

Gateway Center Arena

Project Name or Title:

Capital Improvement-Basketball Goal

Project Description:

- The backboard shall be a rectangle measuring 6’ horizontally and 3 ½’ vertically. The front surface shall be flat and transparent.
- A transparent backboard shall be marked with a 2” white rectangle centered behind the This rectangle shall have outside dimensions of 24” horizontally and 18” vertically.
- Home management is required to have a spare board with supporting unit on hand for emergencies, and a steel tape or extension ruler and a level for use if necessary.
- Each basket shall consist of a pressure-release NBA approved metal safety ring 18” in inside diameter with a white cord net 18” in length. The cord of the net shall not be less than 30 thread nor more than 120 thread and shall be constructed to check the ball momentarily as it passes through the basket.
- Each basket ring shall be securely attached to the backboard with its upper edge 10’ above and parallel to the floor and equidistant from the vertical edges of the board. The nearest point of the inside edge of the ring shall be 6” from the plane of the face of the ring shall be painted orange.
- NBA arena backboards must contain four strips of red LED lights, synchronized with the game clock, outlining the inside of the four sides of the backboard to indicate the expiration of time and one strip of an amber LED light to indicate the expiration of the shot clock.

Project Justification and Impact:

Both the NBA and WNBA require that an Arena must have two (2) additional regulation size Spalding Basketball Goals on the premises for back-up use, in the event of damage to either of the basketball goals in use during a game. Spalding is the required sole proprietor from which to purchase regulation basketball goals for both the NBA and the WNBA.

Project Costs: **\$45,000**

<u>Prior Year</u>	<u>FY2023</u>	<u>FY2024</u>	<u>FY2025</u>	<u>FY2026</u>	<u>FY2027</u>	<u>Total</u>
\$ -	\$45,000	\$ -	\$ -	\$ -	\$ -	\$45,000

Useful Life: 10 years

Estimated Cost Beyond Five Year Program: Support and Repair costs to upkeep equipment.

Funding Source: Gateway Arena Fund

Relationship to Other Primary Projects: None

CITY OF COLLEGE PARK, GEORGIA
FISCAL YEAR 2023 BUDGET

Department/Division
Gateway Center Arena

Project Name or Title:
Capital Improvement-Basketball Floor Ramps

Project Description:
Basketball Floor Ramps used to provide a smooth transition from the floor onto the basketball floor for accessibility.

Project Justification and Impact:
Basketball Floor Ramps are needed to stabilize entry and exit from the basketball floor to the Arena floor and minimize risk of fall hazards.

Project Costs: \$30,000

<u>Prior FY</u>	<u>FY2023</u>	<u>FY2024</u>	<u>FY2025</u>	<u>FY2026</u>	<u>FY2027</u>	<u>Total</u>
\$ -	\$30,000	\$ -	\$ -	\$ -	\$ -	\$30,000

Useful Life: 10 years

Estimated Cost Beyond Five Year Program: Support and Repair costs to upkeep equipment.

Funding Source: Gateway Arena Fund

Relationship to Other Primary Projects: None

CITY OF COLLEGE PARK, GEORGIA
FISCAL YEAR 2023 BUDGET

Department/Division

Gateway Center Arena – MIS Department

Project Name or Title:

CAPITAL IMPROVEMENT – MAGNETOMETER FOR SECURITY

Project Description:

This capital Improvement item is to provide resources necessary to obtain and maintain NBA and client servicing requirements. The system will pay for itself through up selling digital media services.

Project Justification and Impact:

The current security apparatus was provision in year 2018. All magnetometers are obsolete to meet NBA contractual requirement. Currently we are having major difficulties and confusion servicing clients who wish to enter facility. New magnetometers are needed to increase weapon detection, and unwanted devices that may cause substantial harm to the public. This capital purchase is required in order to continue in providing NBA requirements, client services and increasing revenues for the City of College Park.

Project Costs: \$ 9,900

<u>Prior FY</u>	<u>FY2023</u>	<u>FY2024</u>	<u>FY2025</u>	<u>FY2026</u>	<u>FY2027</u>	<u>Total</u>
\$ -	\$9,900	\$ -	\$ -	\$ -	\$ -	\$9,900

Useful Life:

8+ years

Estimated Cost Beyond Five Year Program: Routine repair and maintenance expenses will be incurred, or maintenance contract will be purchased.

Funding Source: Gateway Arena Fund

Relationship to Other Primary Projects: Critical

CITY OF COLLEGE PARK, GEORGIA
FISCAL YEAR 2023 BUDGET

Department/Division:

Federal Aviation Administration
Main Building (Phase I)

Project Name or Title:

Interior Renovation – Phase I

Project Description:

Remove and Replace wallcovering, and paint in lobbies and all common areas and like space every 5 years.

Project Justification and Impact:

Lease Requirement

Project Costs: \$ 363,690

<u>Prior FY</u>	<u>FY2023</u>	<u>FY2024</u>	<u>FY2025</u>	<u>FY2026</u>	<u>FY2027</u>	<u>Total</u>
\$ -	\$363,690	\$ -	\$ -	\$ -	\$ -	\$ 363,690

Useful Life:

5 years

Estimated Cost Beyond Fire Year Program: Routine repair and maintenance expenses will be incurred.

Funding Source: FAA Fund

Relationship to Other Primary Projects: None

CITY OF COLLEGE PARK, GEORGIA
FISCAL YEAR 2023 BUDGET

Department/Division:

Business Industrial Development Authority

Project Name or Title:

Land Purchase

Project Description:

This capital improvement is purchase land.

Project Justification and Impact:

The City of College Park purchase land for sale and redevelopment.

Project Costs: \$ 250,000

<u>Prior FY</u>	<u>FY2023</u>	<u>FY2024</u>	<u>FY2025</u>	<u>FY2026</u>	<u>FY2027</u>	<u>Total</u>
\$ -	\$250,000	\$ -	\$ -	\$ -	\$ -	\$250,000

Useful Life:

Estimated Cost Beyond Five Year Program:

Funding Source: BIDA Funds

Relationship to Other Primary Projects: None

CITY OF COLLEGE PARK, GEORGIA
FISCAL YEAR 2023 BUDGET

Department/Division:
Storm Water Utilities

Project Name or Title:
2022 New Vactor
Combination Sewer Cleaner

Project Description:
2022 New Vactor Combination Sewer Cleaner is a single engine sewer with a positive displacement vacuum system mounted on a non-cdl heavy duty truck chassis 3-yard debris tank, 500 gallons of water combo.

Project Justification and Impact:
Unit 204 is a 2008, which is 14 years old, this unit have begun to rust out and parts for this unit are being phased out and are obsolete from vendors and dealer parts shelf, due to the age of this of vehicle.

Project Costs: \$ 267,886

<u>Prior FY</u>	<u>FY2023</u>	<u>FY2024</u>	<u>FY2025</u>	<u>FY2026</u>	<u>FY2027</u>	<u>Total</u>
\$ -	\$267,886	\$ -	\$ -	\$ -	\$ -	\$267,886

Useful Life:
7-10 years

Estimated Cost Beyond Five Year Program: Routine repair and maintenance expenses will be incurred.

Funding Source: Storm Water Utilities Fund

Relationship to Other Primary Projects: None

CITY OF COLLEGE PARK, GEORGIA
FISCAL YEAR 2023 BUDGET

Department/Division:
Storm Water Utilities

Project Name or Title:
Best Road

Project Description:

To Complete the ongoing mitigation projects within the city that will need engineering designs to be included for recommendation to install additional drop inlets and pipes if needed on Best Road to prevent flooding in city streets due to heavy rain event.

Project Justification and Impact:

Installing additional drop inlets and pipes if needed to prevent flooding on Best Road.

Project Costs: \$ 200,000

<u>Prior Year</u>	<u>FY2023</u>	<u>FY2024</u>	<u>FY2025</u>	<u>FY2026</u>	<u>FY2027</u>	<u>Total</u>
\$ -	\$200,000	\$ -	\$ -	\$ -	\$ -	\$200,000

Useful Life:
7-10 years

Estimated Cost Beyond Five Year Program: Routine repair and maintenance expenses will be incurred.

Funding Source: Storm Water Utilities Fund

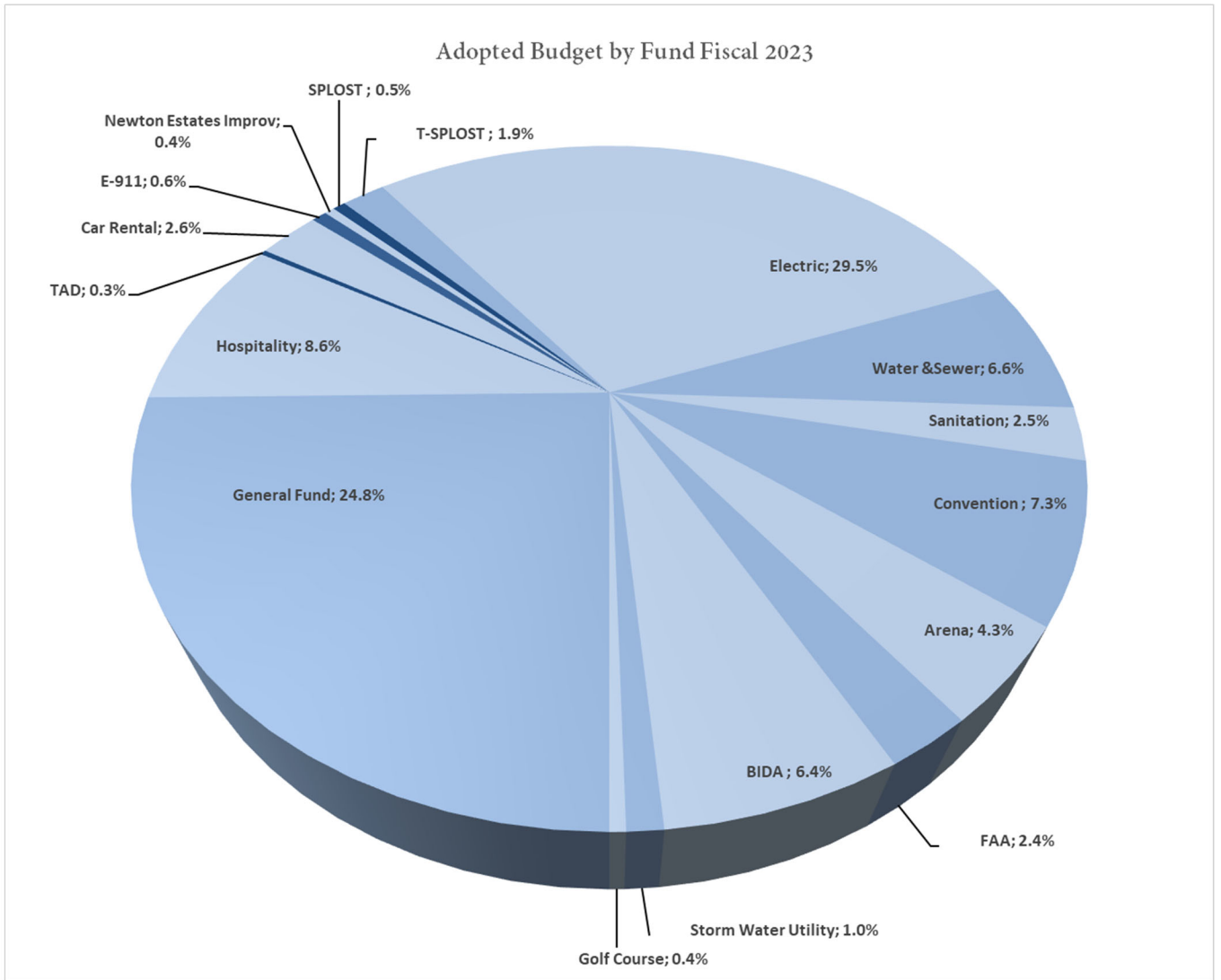
Relationship to Other Primary Projects: None

**CITY OF COLLEGE PARK, GEORGIA
FISCAL YEAR 2023 BUDGET**

**TABLE 1
CITY WIDE ADOPTED BUDGET**

	Actual Fiscal 2020	Actual Fiscal 2021	Amended Fiscal 2022	Adopted Fiscal 2023	Dollar Change 2022 to 2023
REVENUES					
General Fund	31,762,070	31,417,758	37,682,830	36,829,461	(853,369)
Special Revenue Funds:					
Community Development	234,843	382,487	825,900	-	(825,900)
Hospitality	10,310,510	9,142,214	11,242,732	12,754,683	1,511,951
TAD (Tax Allocation District)	234,020	199,984	340,290	375,000	-
Grants	333,273	168,223	565,751	-	(565,751)
Confiscated Drug	22,182	29,466	10,000	10,000	-
State Drug Fund	-	12,327	121,400	14,000	(107,400)
Car Rental	4,675,896	580,470	5,059,038	3,838,109	(1,220,929)
E-911	371,101	885,380	952,379	958,414	6,035
Newton Estates Improvement	149,438	461,903	410,050	642,095	232,045
American Rescue Act	-	-	2,970,463	-	-
SPLOST Fund	440,285	280,443	249,060	799,000	549,940
T-SPLOST Fund	2,266,793	2,513,700	2,583,747	2,775,391	191,644
Capital Projects Fund	-	-	-	-	-
Enterprise Funds:					
Electric	29,432,434	39,222,882	39,507,401	43,845,855	4,338,454
Water and Sewer	8,437,253	8,933,119	9,038,468	9,822,856	784,388
Sanitation	2,902,577	3,276,692	3,204,400	3,749,340	544,940
Convention	15,469,318	12,435,892	9,744,264	10,822,558	1,078,294
Arena	8,589,055	6,578,574	6,248,634	6,436,304	187,670
FAA	3,324,889	3,450,946	3,306,000	3,562,746	256,746
BIDA Redevelopment	5,396,024	8,256,247	8,462,044	9,473,078	1,011,034
Storm Water Utility	974,932	1,217,332	942,912	1,424,112	481,200
Golf Course	401,985	462,382	492,363	627,805	135,442
TOTAL REVENUES	125,728,877	129,908,418	143,960,126	148,760,807	4,800,681
EXPENDITURES					
General Fund	33,509,805	35,900,708	37,682,830	36,829,461	(853,369)
Special Revenue Funds:					
Community Development	390,943	266,247	825,900	-	(825,900)
Hospitality	14,696,252	9,832,849	11,242,732	12,754,683	1,511,951
TAD (Tax Allocation District)	1,669	983,881	340,290	375,000	-
Grants	284,581	109,281	565,751	-	(565,751)
Confiscated Drug	7,056	2,807	10,000	10,000	-
State Drug Fund	13,813	4,770	121,400	14,000	(107,400)
E-911	864,137	871,769	952,379	958,414	6,035
Newton Estates Improvement	121,650	371,650	410,050	642,095	232,045
American Rescue Act	-	-	2,970,463	-	-
Car Rental	3,592,800	4,278,902	5,059,038	3,838,109	(1,220,929)
Main Street	(198)	-	-	-	-
SPLOST Fund	66,000	343,745	249,060	799,000	549,940
T-SPLOST Fund	1,928,459	58,700	2,583,747	2,775,391	191,644
Capital Projects Fund	-	-	-	-	2,000,000
Enterprise Funds:					
Electric	34,033,599	35,222,080	39,507,401	43,845,855	4,338,454
Water and Sewer	9,029,918	9,030,968	9,038,468	9,822,856	784,388
Sanitation	3,093,555	2,881,730	3,204,400	3,749,340	544,940
Convention	17,298,560	9,191,864	9,744,264	10,822,558	1,078,294
Arena	5,810,112	4,893,820	6,248,634	6,436,304	187,670
FAA	3,711,635	3,562,246	3,306,000	3,562,746	256,746
BIDA Redevelopment	5,429,425	4,329,125	8,462,044	9,473,078	1,011,034
Storm Water Utility	556,229	1,914,596	942,912	1,424,112	481,200
Golf Course	431,309	477,915	492,363	627,805	135,442
TOTAL EXPENSES	134,871,307	124,529,652	143,960,126	148,760,807	4,800,681
NET GRAND TOTALS	(9,142,430)	5,378,765	-	-	-

CITY OF COLLEGE PARK, GEORGIA
FISCAL YEAR 2023 BUDGET

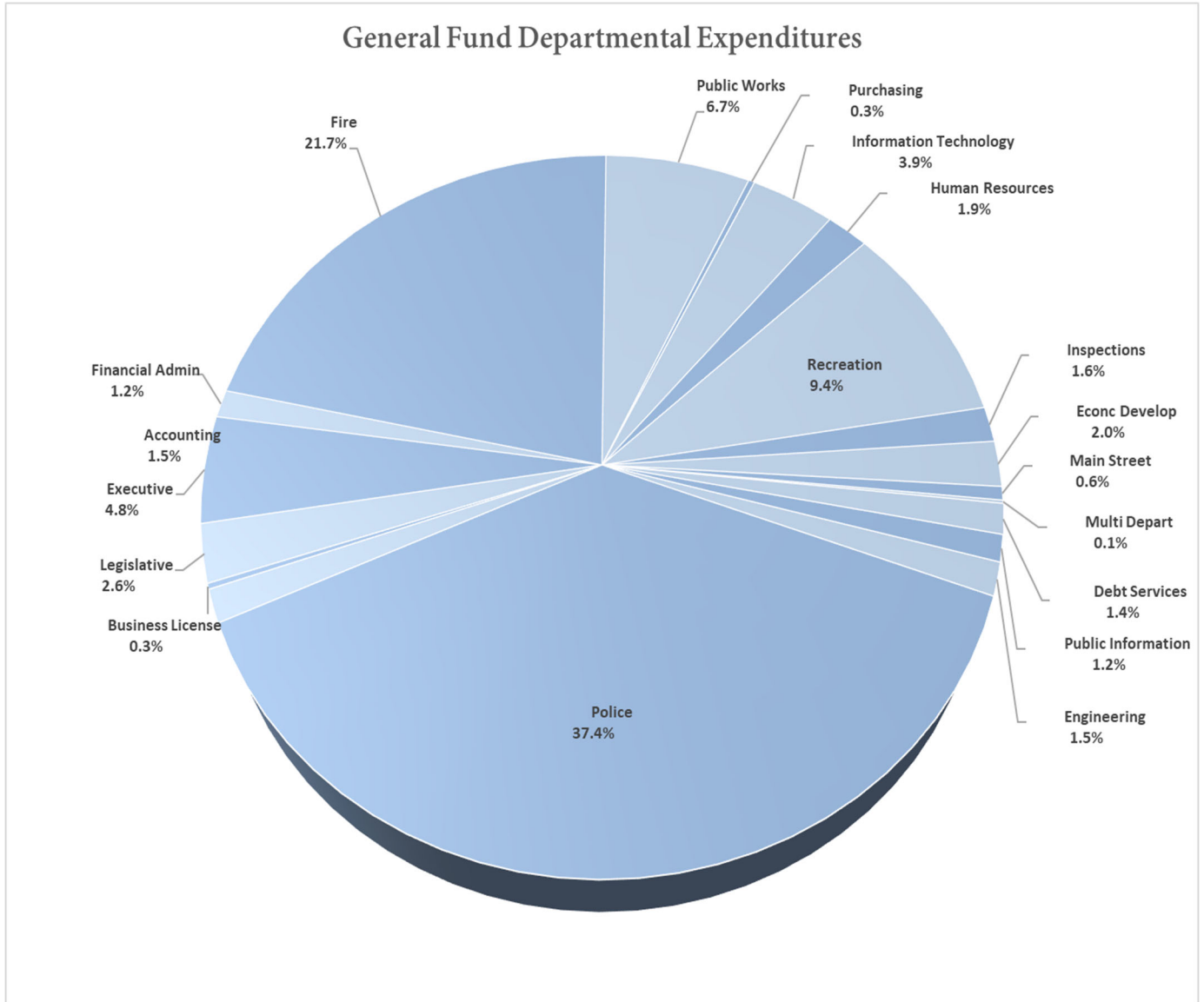


CITY OF COLLEGE PARK, GEORGIA
FISCAL YEAR 2023 BUDGET

TABLE 2
GENERAL FUND ADOPTED BUDGET

	Actual Fiscal 2020	Actual Fiscal 2021	Amended Fiscal 2022	Adopted Fiscal 2023	Dollar Increase (Decrease)
REVENUES					
Taxes	20,774,998	22,166,613	\$ 21,339,283	\$ 24,358,873	\$ 3,019,590
Licenses and Permits	3,739,070	3,809,077	3,762,000	4,033,000	271,000
Fines and Forfeitures	727,177	639,780	682,500	679,311	(3,189)
Charges for Services	392,510	452,076	386,820	753,450	366,630
Interest	227,323	1,614	105,500	111,000	5,500
Other	558,417	1,191,748	3,744,055	338,200	(3,405,855)
Total Revenues	26,419,495	28,260,910	30,020,158	30,273,834	253,676
EXPENDITURES					
Legislative	846,517	682,251	990,675	930,525	(60,150)
Executive	2,358,868	1,963,690	2,001,141	1,730,407	(270,734)
Financial Administration	347,965	340,312	360,692	448,228	87,536
Accounting	461,128	387,661	499,144	526,110	26,966
Business License	83,505	87,968	106,000	92,138	(13,862)
Purchasing	82,846	84,205	86,987	100,023	13,036
Information Technology	1,262,514	1,221,739	1,268,619	1,393,893	125,274
Human Resources	643,260	570,421	836,759	696,063	(140,696)
Public Information	344,785	300,747	371,611	430,525	58,914
Engineering	268,602	252,404	454,568	528,532	73,964
Municipal Court	456,437	340,542	480,874	584,000	103,126
Police Administration	2,045,414	1,802,371	2,462,935	2,597,651	134,716
Police Investigations	1,076,624	1,171,839	1,443,509	1,397,140	(46,369)
Police Patrol	7,947,349	6,996,545	7,601,867	8,393,036	791,169
Corrections	440,601	398,014	470,387	500,498	30,111
Fire Administration	653,745	690,138	826,999	900,278	73,279
Fire Suppression	6,243,884	5,182,473	6,495,191	6,674,544	179,353
Emergency Medical Services	273,950	225,735	738,580	248,198	(490,382)
Public Works Administration	72,949	61,038	79,557	83,448	3,891
Highways and Streets	843,534	668,157	1,176,676	889,812	(286,864)
Buildings and Grounds	1,065,756	921,149	1,261,097	1,433,462	172,365
Recreation Administration	304,530	381,586	486,685	434,097	(52,588)
Recreation Programs	1,912,573	1,214,099	1,824,043	1,901,298	77,255
Recreation Facilities	1,318,425	868,913	1,719,809	1,050,593	(669,216)
Parks	158,776	100,645	-	-	-
Inspections	439,964	330,253	913,314	569,192	(344,122)
Economic Development	314,941	317,355	468,856	733,285	264,429
Main Street Development	160,651	140,354	168,267	217,944	49,677
Multi Department	182,636	35,244	736,444	50,000	(686,444)
Debt Service					
Principal payment on capital lease	429,116	442,023	455,319	469,019	13,700
Interest	58,499	135,231	45,825	19,083	(26,742)
Total Expenditures	33,100,342	28,315,099	36,832,430	36,023,022	(109,922)
OTHER FINANCING SOURCES					
Operating transfers in	5,342,575	3,156,848	7,662,672	6,555,627	(1,107,045)
Operating transfers out	(409,463)	(7,585,609)	(850,400)	(806,439)	43,961
TOTAL OTHER	4,933,112	(4,428,761)	6,812,272	5,749,188	(1,063,084)
Net change in fund balance	(1,747,735)	(4,482,950)	-	-	-
Fund balance (deficit), beginning	23,007,269	21,259,534	16,776,584	16,776,584	-
Fund balance (deficit), end of year	\$ 21,259,534	\$ 16,776,584	\$ 16,776,584	\$ 16,776,584	\$ -

CITY OF COLLEGE PARK, GEORGIA
FISCAL YEAR 2023 BUDGET



CITY OF COLLEGE PARK, GEORGIA
FISCAL YEAR 2023 BUDGET

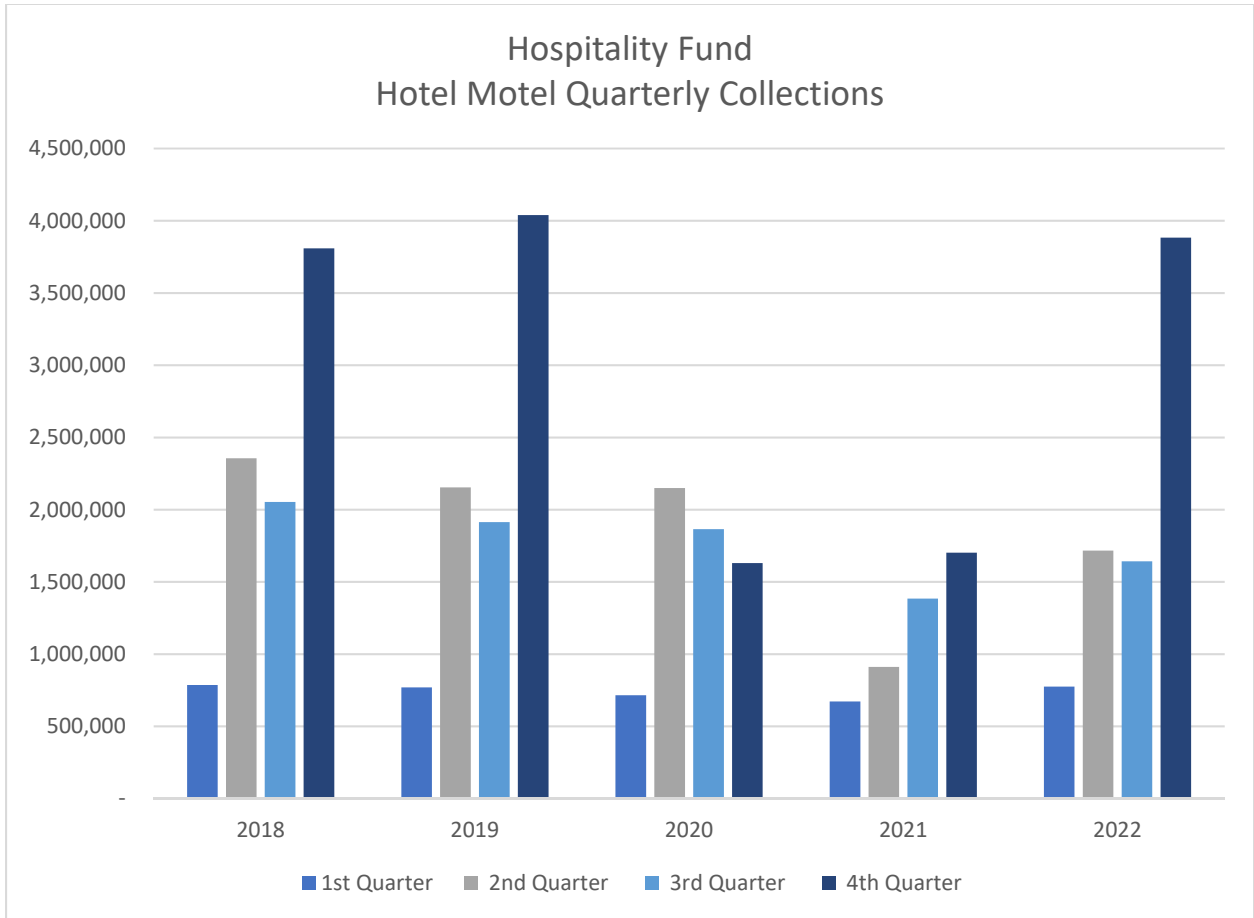
TABLE 3
COMMUNITY DEVELOPMENT ADOPTED BUDGET

	Actual Fiscal 2020	Actual Fiscal 2021	Amended Fiscal 2022	Adopted Fiscal 2023	Dollar Increase (Decrease)
REVENUES					
Intergovernmental Revenue	162,487	262,487	765,000	-	(765,000)
Interest Income	-	-	-	-	-
Operating Transfers In	72,356	120,000	60,900	-	-
Total Revenue	234,843	382,487	825,900	-	(825,900)
EXPENSES					
Repair & Maintenance	-	-	-	-	-
Building Maintenance	-	-	-	-	-
Other Services & Charges	118,552	85,570	6,900	-	-
Capital Outlay	272,390	180,676	819,000	-	-
Total Expenditures	390,943	266,246	825,900	-	-
Transfer In	-	-	-	-	-
Transfers Out	-	-	-	-	-
Net change in fund balance	(156,100)	116,241	-	-	-
Fund balance, beginning of year	52,109	(103,990)	12,251	12,251	-
Fund balance, end of year	(103,990)	12,251	12,251	12,251	-

TABLE 4
HOSPITALITY FUND ADOPTED BUDGET

	Actual Fiscal 2020	Actual Fiscal 2021	Amended Fiscal 2022	Adopted Fiscal 2023	Dollar Increase (Decrease)
REVENUES					
Taxes	10,310,510	9,142,214	11,242,732	12,754,683	1,511,951
Other Income	-	-	-	-	-
Interest	-	-	-	-	-
Budget Carryforward	-	-	-	-	-
	10,310,510	9,142,214	11,242,732	12,754,683	1,511,951
EXPENDITURES					
Other Services and Charges	1,801,345	1,117,333	2,346,682	4,846,720	2,500,038
Total Expenditures	1,801,345	1,117,333	2,346,682	4,846,720	2,500,038
Transfer In	-	-	-	-	-
Transfers Out	(12,894,907)	(8,715,516)	(8,896,050)	(7,907,963)	988,087
Net change in fund balance	(4,385,742)	(690,635)	-	-	-
Fund balance (deficit), beginning	6,410,774	2,025,032	1,334,397	1,334,397	-
Fund balance (deficit), ending	2,025,032	1,334,397	1,334,397	1,334,397	-

CITY OF COLLEGE PARK, GEORGIA
FISCAL YEAR 2023 BUDGET



CITY OF COLLEGE PARK, GEORGIA
FISCAL YEAR 2023 BUDGET

TABLE 5

CAR RENTAL FUND ADOPTED BUDGET

	Actual Fiscal 2020	Actual Fiscal 2021	Amended Fiscal 2022	Adopted Fiscal 2023	Dollar Increase (Decrease)
REVENUES					
Taxes	4,675,896	580,470	3,600,000	3,200,000	(400,000)
Other Income	-	-	-	400,000	400,000
Budget Carryforward	-	-	1,459,038	238,109	
Total Revenue	<u>4,675,896</u>	<u>580,470</u>	<u>5,059,038</u>	<u>3,838,109</u>	<u>-</u>
EXPENDITURES					
Other Services & Charges	-	-	7,500	-	(7,500)
Capital Outlay	-	-	-	-	-
Debt Service (Lease)	-	-	-	-	-
Total Expenditures	<u>-</u>	<u>-</u>	<u>7,500</u>	<u>-</u>	<u>(7,500)</u>
Transfer In	-	-	-	-	-
Transfer Out	<u>(3,592,800)</u>	<u>(4,278,902)</u>	<u>(5,051,538)</u>	<u>(3,838,109)</u>	<u>1,213,429</u>
Net change in fund balances	1,083,096	(3,698,432)	-	-	-
Fund balance (deficit), beginning	<u>5,059,041</u>	<u>6,142,136</u>	<u>2,443,705</u>	<u>2,443,705</u>	<u>-</u>
Fund balance (deficit), ending	<u><u>6,142,136</u></u>	<u><u>2,443,705</u></u>	<u><u>2,443,705</u></u>	<u><u>2,443,705</u></u>	<u><u>-</u></u>

TABLE 6

E-911 FUND ADOPTED BUDGET

	Actual Fiscal 2020	Actual Fiscal 2021	Amended Fiscal 2022	Adopted Fiscal 2023	Dollar Increase (Decrease)
REVENUES					
Other Income	371,101	369,003	373,280	378,280	5,000
Interest	-	-	-	-	-
Total Revenues	<u>371,101</u>	<u>369,003</u>	<u>373,280</u>	<u>378,280</u>	<u>5,000</u>
EXPENDITURES					
E-911	<u>864,137</u>	<u>871,769</u>	<u>952,379</u>	<u>958,414</u>	<u>6,035</u>
Transfer In	-	516,377	579,099	580,134	-
Transfer Out	<u>-</u>	<u>-</u>	<u>-</u>	<u>-</u>	<u>-</u>
Net change in fund balance	(493,036)	13,611	-	-	-
Fund balance (deficit), beginning	<u>535,488</u>	<u>42,452</u>	<u>56,063</u>	<u>56,063</u>	<u>-</u>
Fund balance (deficit), ending	<u><u>42,452</u></u>	<u><u>56,063</u></u>	<u><u>56,063</u></u>	<u><u>56,063</u></u>	<u><u>-</u></u>

CITY OF COLLEGE PARK, GEORGIA
FISCAL YEAR 2023 BUDGET

TABLE 7

ELECTRIC FUND ADOPTED BUDGET

	Actual Fiscal 2020	Actual Fiscal 2021	Amended Fiscal 2022	Adopted Fiscal 2023	Dollar Increase (Decrease)
REVENUES					
Taxes	458,274	309,829	450,000	450,000	-
Charges for Services	28,386,134	34,831,697	38,420,000	41,792,855	3,372,855
Interest	61,124	1,386	1	-	(1)
Other Income	526,901	4,079,970	637,400	1,603,000	965,600
Budget Carryforward	-	-	-	-	-
Total Revenues	<u>29,432,434</u>	<u>39,222,882</u>	<u>39,507,401</u>	<u>43,845,855</u>	<u>4,338,454</u>
EXPENSES					
Electric	<u>32,923,055</u>	<u>33,690,733</u>	<u>39,307,401</u>	<u>42,645,855</u>	<u>3,338,454</u>
Total Expenses	<u>32,923,055</u>	<u>33,690,733</u>	<u>39,307,401</u>	<u>42,645,855</u>	<u>3,338,454</u>
Transfers:					
Transfer In	-	-	-	-	-
Transfer Out	<u>(1,110,544)</u>	<u>(1,531,346)</u>	<u>(200,000)</u>	<u>(1,200,000)</u>	<u>(1,000,000)</u>
Change in net assets	(4,601,166)	4,000,802	-	-	-
Total net assets, beginning	<u>21,804,392</u>	<u>17,203,226</u>	<u>21,204,028</u>	<u>21,204,028</u>	<u>-</u>
Total net assets, ending	<u>17,203,226</u>	<u>21,204,028</u>	<u>21,204,028</u>	<u>21,204,028</u>	<u>-</u>

TABLE 8

WATER FUND ADOPTED BUDGET

	Actual Fiscal 2020	Actual Fiscal 2021	Amended Fiscal 2022	Adopted Fiscal 2023	Dollar Increase (Decrease)
REVENUES					
Charges for Services	8,414,159	8,887,226	9,038,468	9,817,856	779,388
Interest	23,094	-	-	-	-
Other Income	-	33,953	-	5,000	5,000
Total Revenues	<u>8,437,253</u>	<u>8,921,179</u>	<u>9,038,468</u>	<u>9,822,856</u>	<u>784,388</u>
EXPENSES					
Water	<u>8,954,363</u>	<u>9,030,968</u>	<u>9,038,468</u>	<u>9,822,856</u>	<u>784,388</u>
Total Expenses	<u>8,954,363</u>	<u>9,030,968</u>	<u>9,038,468</u>	<u>9,822,856</u>	<u>784,388</u>
Transfers:					
Transfer In	-	11,940	-	-	-
Transfer Out	<u>(75,555)</u>	<u>-</u>	<u>-</u>	<u>-</u>	<u>-</u>
Change in net assets	(592,665)	(97,849)	-	-	-
Total net assets, beginning	<u>15,873,201</u>	<u>15,280,536</u>	<u>15,182,687</u>	<u>15,182,687</u>	<u>-</u>
Total net assets (deficit), ending	<u>15,280,536</u>	<u>15,182,687</u>	<u>15,182,687</u>	<u>15,182,687</u>	<u>-</u>

CITY OF COLLEGE PARK, GEORGIA
FISCAL YEAR 2023 BUDGET

**TABLE 9
SANITATION FUND ADOPTED BUDGET**

	Actual Fiscal 2020	Actual Fiscal 2021	Amended Fiscal 2022	Adopted Fiscal 2023	Dollar Increase (Decrease)
REVENUES					
Charges for Services	2,834,053	3,206,237	3,200,400	3,274,000	73,600
Intergovernmental	-	6,865	-	-	-
Interest	-	-	-	-	-
Other Income	68,523	40,531	4,000	475,340	471,340
Total Revenue	<u>2,902,577</u>	<u>3,253,633</u>	<u>3,204,400</u>	<u>3,749,340</u>	<u>544,940</u>
EXPENSES					
Sanitation	<u>2,993,555</u>	<u>2,881,730</u>	<u>3,204,400</u>	<u>3,749,340</u>	<u>544,940</u>
Transfers In		23,059			
Transfers Out	<u>(100,000)</u>	<u>-</u>	<u>-</u>	<u>-</u>	<u>-</u>
Change in net assets	(190,978)	394,962	-	-	-
Total net assets (deficit), beginning	<u>(147,362)</u>	<u>(338,340)</u>	<u>56,623</u>	<u>56,623</u>	<u>-</u>
Total net assets (deficit), ending	<u><u>(338,340)</u></u>	<u><u>56,623</u></u>	<u><u>56,623</u></u>	<u><u>56,623</u></u>	<u><u>-</u></u>

**TABLE 10
CONVENTION CENTER FUND ADOPTED BUDGET**

	Actual Fiscal 2020	Actual Fiscal 2021	Amended Fiscal 2022	Adopted Fiscal 2023	Dollar Increase (Decrease)
REVENUES					
Charges for Services	7,668,538	1,835,761	6,935,000	7,980,000	1,045,000
Commissions	207,739	27,405	225,000	250,000	25,000
Interest	7,376	38	3,000	3,000	-
Other Income	127,314	49,579	109,100	152,000	42,900
Total Revenue	<u>8,010,968</u>	<u>1,912,783</u>	<u>7,272,100</u>	<u>8,385,000</u>	<u>1,112,900</u>
EXPENSES					
Convention	<u>13,844,134</u>	<u>9,191,864</u>	<u>9,744,264</u>	<u>10,822,558</u>	<u>1,078,294</u>
Transfers In	7,458,350	10,523,109	2,472,164	2,437,558	(34,606)
Transfer Out	<u>(3,454,426)</u>	<u>-</u>	<u>-</u>	<u>-</u>	<u>-</u>
Change in net assets	(1,829,241)	3,244,028	-	-	-
Total net assets (deficit), beginning	<u>25,567,781</u>	<u>23,738,540</u>	<u>26,982,568</u>	<u>26,982,568</u>	<u>-</u>
Total net assets (deficit), ending	<u><u>23,738,540</u></u>	<u><u>26,982,568</u></u>	<u><u>26,982,568</u></u>	<u><u>26,982,568</u></u>	<u><u>-</u></u>

CITY OF COLLEGE PARK, GEORGIA
FISCAL YEAR 2023 BUDGET

**TABLE 11
GATEWAY ARENA ADOPTED BUDGET**

	Actual Fiscal 2020	Actual Fiscal 2021	Amended Fiscal 2022	Adopted Fiscal 2023	Dollar Increase (Decrease)
REVENUES					
Charges for Services	708,979	735,732	1,957,000	1,694,975	(262,025)
Commissions	-	1,763		20,000	20,000
Interest	127,999	-	-	-	-
Other Income	73,709	61,521	150,000	350,000	200,000
Total Revenue	910,688	799,015	2,107,000	2,064,975	(42,025)
EXPENSES					
Gateway Arena	5,810,112	4,893,820	6,248,634	6,436,304	187,670
Transfers In	7,678,368	5,779,558	4,141,634	4,371,329	229,695
Transfer Out	-	-	-	-	-
Change in net assets	2,778,943	1,684,753	-	-	
Change net assets (deficit), beginning	6,092,674	8,871,617	10,556,371	10,556,371	-
Change net assets (deficit), ending	8,871,617	10,556,371	10,556,371	10,556,371	-

**TABLE 12
FAA FUND ADOPTED BUDGET**

	Actual Fiscal 2020	Actual Fiscal 2021	Amended Fiscal 2022	Adopted Fiscal 2023	Increase (Decrease)
REVENUES					
FAA Facility	3,296,731	3,414,696	3,300,000	3,562,746	262,746
Other Income	21,368	36,118	-	-	
Interest	6,790	132	6,000	-	
Budget Carryforward	-	-	-	-	-
Total Revenue	3,324,889	3,450,946	3,306,000	3,562,746	256,746
EXPENSES					
FAA	2,593,369	2,462,246	2,206,000	2,462,746	256,746
Transfers In	-	-	-	-	-
Transfer Out	(1,118,266)	(1,100,000)	(1,100,000)	(1,100,000)	-
Change in net assets	(386,746)	(111,300)	-	-	
Change net assets (deficit), beginning	13,129,814	12,743,068	12,631,768	12,631,768	-
Change net assets (deficit), ending	12,743,068	12,631,768	12,631,768	12,631,768	-

CITY OF COLLEGE PARK, GEORGIA
FISCAL YEAR 2023 BUDGET

**TABLE 13
BIDA FUND ADOPTED BUDGET**

	Actual Fiscal 2020	Actual Fiscal 2021	Amended Fiscal 2022	Adopted Fiscal 2023	Dollar Increase (Decrease)
REVENUES					
Taxes	925,683	898,508	1,948,147	1,986,491	38,344
Charges for Services	-	-	3,500,000	3,500,000	-
Intergovernmental	358,537	126,204	-	800,000	-
Commissions	999,168	920,168	920,168	-	(920,168)
Interest	1,393	32	1,000	-	(1,000)
Other Income	1,202,324	987,253	553,729	1,647,934	1,094,205
Total Revenue	<u>3,487,105</u>	<u>2,932,164</u>	<u>6,923,044</u>	<u>7,934,425</u>	<u>1,011,381</u>
EXPENSES					
BIDA Arena	5,429,425	4,329,125	4,755,167	4,517,165	(238,002)
Transfers In	1,908,919	5,324,083	1,539,000	1,538,653	-
Transfer Out	-	-	(3,706,877)	(4,955,913)	-
Change in net assets	(33,400)	3,927,122	-	-	-
Change net assets (deficit), beginning	(9,046,910)	(9,080,310)	(5,153,189)	(5,153,189)	-
Change net assets (deficit), ending	<u>(9,080,310)</u>	<u>(5,153,189)</u>	<u>(5,153,189)</u>	<u>(5,153,189)</u>	<u>-</u>

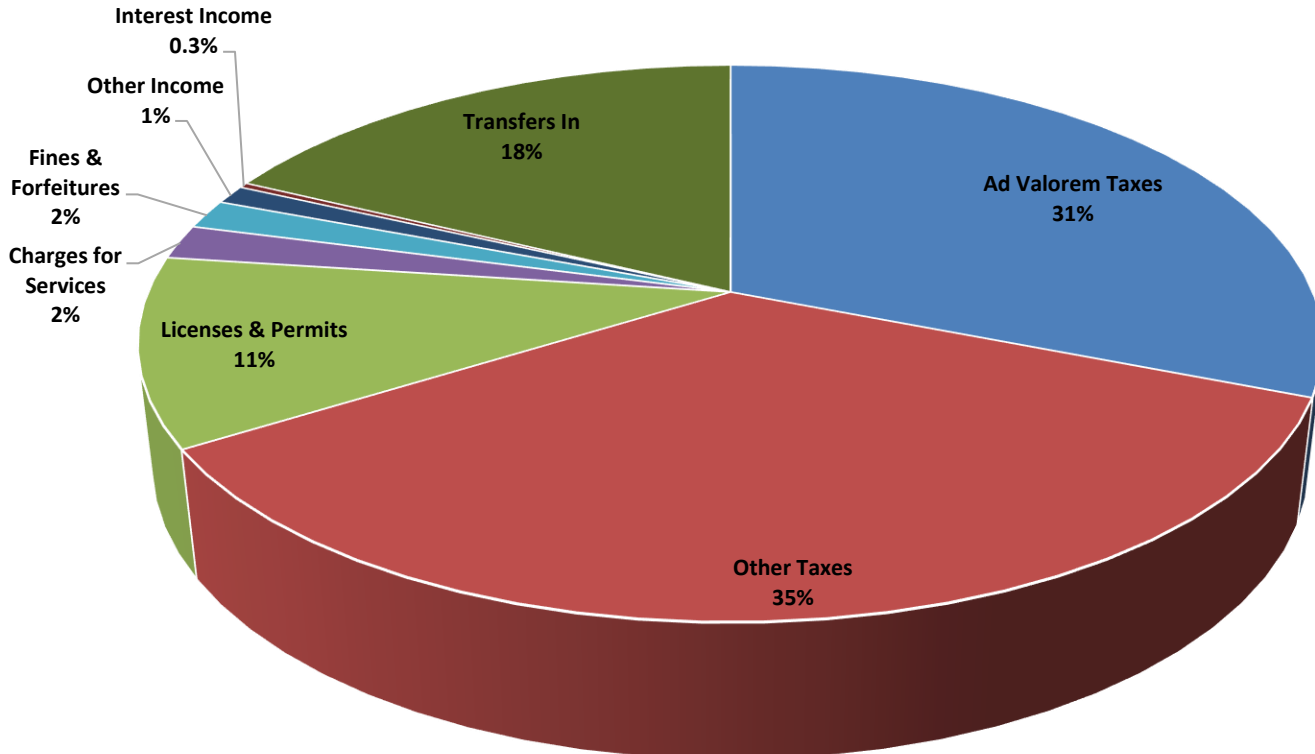
**TABLE 14
STORM WATER UTILITY FUND ADOPTED BUDGET**

	Actual Fiscal 2020	Actual Fiscal 2021	Amended Fiscal 2022	Adopted Fiscal 2023	Increase (Decrease)
REVENUES					
Charges for Services	974,932	1,212,690	942,912	1,424,112	481,200
Interest	-	-	-	-	-
Other Income	-	3,702	-	-	-
Total Revenue	<u>974,932</u>	<u>1,216,392</u>	<u>942,912</u>	<u>1,424,112</u>	<u>481,200</u>
EXPENSES					
Storm Water Utility	556,229	517,436	785,080	1,174,112	389,032
Transfers In	-	940	-	-	-
Transfer Out	-	(1,397,160)	(157,832)	(250,000)	(92,168)
Change in net assets	418,703	(697,264)	-	-	-
Change net assets (deficit), beginning	7,800,206	8,218,909	7,521,645	7,521,645	-
Change net assets (deficit), ending	<u>8,218,909</u>	<u>7,521,645</u>	<u>7,521,645</u>	<u>7,521,645</u>	<u>-</u>

**CITY OF COLLEGE PARK, GEORGIA
FISCAL YEAR 2023 BUDGET**

GENERAL FUND REVENUE REVENUE SUMMARY	2019-2020 ACTUAL	2020-2021 ACTUAL	2021-2022 AMENDED	2022-2023 ADOPTED	% Change from 2022-23
Ad Valorem Taxes	\$ 9,584,705	\$ 9,561,677	\$ 10,100,000	\$ 11,405,000	12.92%
Other Taxes	11,190,293	12,604,937	11,239,283	12,953,873	15.26%
Licenses & Permits	3,738,570	3,807,577	3,760,000	4,032,000	7.23%
Charges for Services	382,510	436,889	376,820	738,000	95.85%
Fines & Forfeitures	676,081	593,239	625,000	629,311	0.69%
Intergovernmental Revenue	68,280	705,943	1,365,019	-	-100.00%
Other Income	551,733	549,035	2,143,470	404,650	-81.12%
Interest Income	227,323	1,614	105,500	111,000	5.21%
Transfers In	5,342,575	3,156,848	7,662,672	6,555,627	-14.45%
Budget Carryforward	-	-	305,066	-	0.00%
TOTAL REVENUE	\$ 31,762,070	\$ 31,417,758	\$ 37,682,830	\$ 36,829,461	-2.26%

**GENERAL FUND REVENUE SUMMARY
FISCAL YEAR 2022-2023**



**CITY OF COLLEGE PARK, GEORGIA
FISCAL YEAR 2023 BUDGET**

**CITY OF COLLEGE PARK, GEORGIA
PERSONNEL SUMMARY**

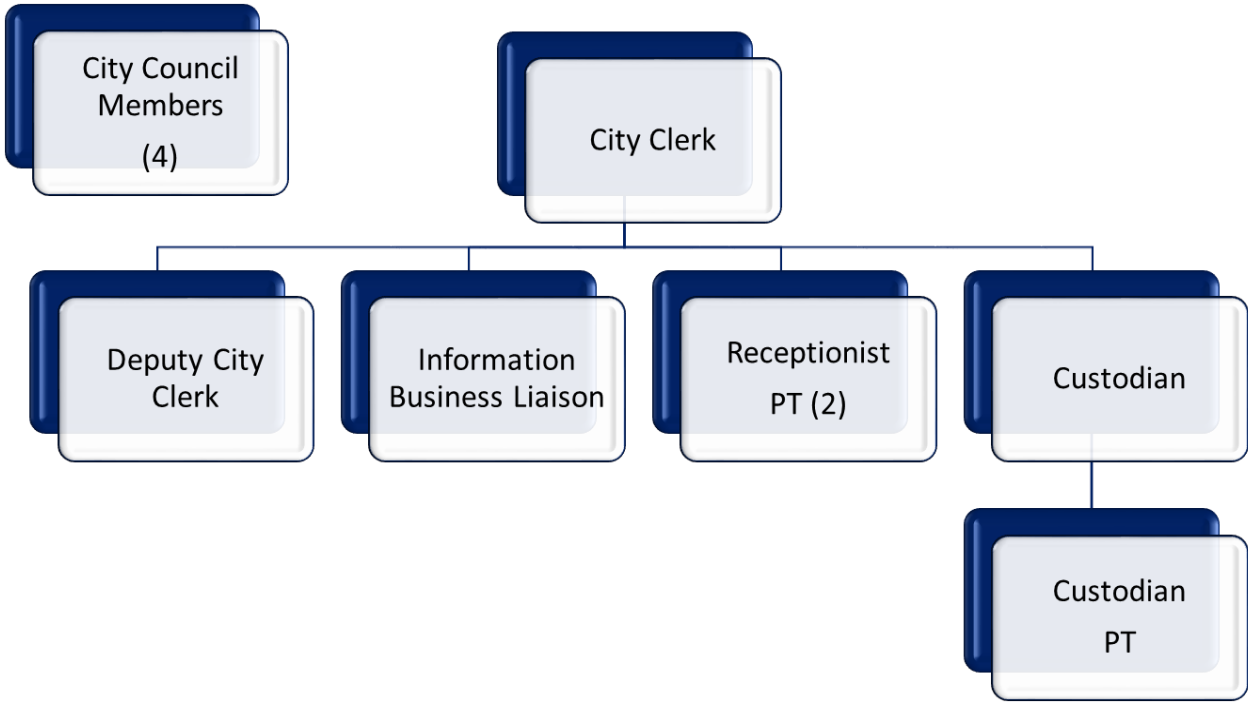
Fund	Department	FY 2020-2021	FY 2021-2022	FY 2022-2023	Difference
		Actual Positions	Actual Positions	Council Adopted	
General	Legislative	11	11	11	0
	Executive	6	6	6	0
	Financial Admin.	3	3	4	1
	Accounting	6	5	5	0
	Public Information	3	3	3	0
	Business License	1	1	1	0
	Purchasing	1	1	1	0
	Information Technology	9	9	9	0
	Human Resources	3	3	3	0
	Buildings/Grounds	19	21	27	6
	Engineering	4	4	4	0
	Municipal Court	11	11	11	0
	Police Admin.	15	15	15	0
	Police Patrol	97	94	94	0
	Police Investigations	12	12	12	0
	Corrections (Jail)	6	6	6	0
	Fire Admin.	5	6	7	1
	Fire Suppression	67	66	66	0
	EMS	1	1	1	0
	Public Works Admin.	2	2	2	0
	Highways/Streets	10	10	10	0
	Parks	2	0	0	0
	Recreation Admin.	7	9	3	-6
	Recreation Programs	25	25	25	0
	Recreation Facilities	7	7	7	0
	Inspection	3	3	3	0
	Main Street	1	1	1	0
Economic Development	3	7	8	1	
Total General Fund		340	342	345	3
Golf Course		6	6	6	0
Power	Line Section	13	13	13	0
Power	Warehouse	1	1	1	0
Power	Meter Reading	3	3	3	0
Power	Customer Service	12	12	12	0
Water and Sewer		18	18	18	0
Sanitation		29	29	29	0
Convention Center		63	62	62	0
Gateway Arena		15	15	15	0
Communications (E911)		17	17	17	0
Storm Water Utility		3	3	3	0
Total Other Funds		180	179	173	0
TOTAL ALL FUNDS		520	521	524	3

**CITY OF COLLEGE PARK, GEORGIA
FISCAL YEAR 2023 BUDGET**

EXPENDITURES BY CATEGORY

	Personnel	Other Operating Expenditures	Materials and Supplies	Capital	Cost of Sales	Debt Service	Operating Transfers	Total
Legislative	\$ 532,753	\$ 350,572	\$ 43,200	-	\$ 4,000	-	\$ -	930,525
Executive	709,755	989,652	29,500	-	1,500	-	-	1,730,407
Financial	369,820	68,408	10,000	-	-	-	-	448,228
Accounting	369,581	144,379	12,150	-	-	-	-	526,110
Business License	69,696	15,842	6,600	-	-	-	-	92,138
Purchasing	83,273	13,595	3,155	-	-	-	-	100,023
Information Technology	829,066	547,277	17,550	-	-	-	-	1,393,893
Human Resources	283,051	395,672	15,840	-	1,500	-	-	696,063
Public Information	264,443	163,082	3,000	-	-	-	-	430,525
Engineering	365,922	149,960	12,650	-	-	-	-	528,532
Municipal Court	448,144	117,656	18,200	-	-	-	-	584,000
Police								
Administration	1,299,045	1,248,318	50,288	-	-	-	-	2,597,651
Patrol	7,317,966	835,120	239,950	-	-	172,563	-	8,565,599
Investigations	1,195,196	181,934	20,010	-	-	-	-	1,397,140
Corrections	265,130	223,568	11,100	-	700	-	-	500,498
Fire								
Administration	636,380	245,398	14,500	-	4,000	-	-	900,278
Suppression	6,105,665	399,433	166,590	-	2,856	315,539	-	6,990,083
EMS	110,065	99,133	39,000	-	-	-	-	248,198
Public Works Admin	53,420	28,078	1,950	-	-	-	-	83,448
Highways and Streets	611,670	250,042	28,100	-	-	-	-	889,812
Buildings and Grounds	1,147,224	224,838	61,400	-	-	-	-	1,433,462
Recreation								
Administration	288,433	134,114	8,700	-	2,850	-	-	434,097
Programs	1,094,175	594,568	201,205	-	11,350	-	-	1,901,298
Facilities	324,448	577,395	148,750	-	-	-	-	1,050,593
Inspections	259,143	301,049	9,000	-	-	-	-	569,192
Economic Development	630,910	83,375	19,000	-	-	-	-	733,285
Main Street	86,487	124,107	7,350	-	-	-	-	217,944
Multidepartment		50,000	-	-	-	-	806,439	856,439
E 911 Service	795,415	155,149	7,850	-	-	-	-	958,414
Subtotal General Funds	26,546,276	8,711,714	1,206,588	-	28,756	488,102	806,439	37,787,875
Electric								
Line Section	1,243,837	4,480,406	151,175	4,477,000	30,701,000	-	1,200,000	42,253,418
Warehouse	80,558	31,568	1,150	-	-	-	-	113,276
Meter Reading	206,536	27,951	8,705	-	-	-	-	243,192
Customer Service	854,126	289,743	92,100	-	-	-	-	1,235,969
Water and Sewer	1,345,953	1,258,572	45,460	300,139	5,891,532	981,200	-	9,822,856
Sanitation	1,738,256	406,015	898,000	531,030	795,000	189,239	-	3,749,340
Convention Center	3,627,467	3,148,637	227,200	520,000	2,463,100	836,154	-	10,822,558
Gateway Arena	972,283	1,854,308	101,550	84,900	554,875	2,868,388	-	6,436,304
Confiscated Drugs	-	8,000	2,000	-	-	-	-	10,000
State Drug Fund	-	9,000	5,000	-	-	-	-	14,000
Hospitality	-	4,846,720	-	-	-	-	7,907,963	12,754,683
GICC Special District	-	-	-	-	-	-	642,095	642,095
FAA Building	-	1,398,193	-	363,690	700,863	-	1,100,000	3,562,746
BIDA	-	921,600	800	250,000	-	3,344,765	4,955,913	9,473,078
Car Rental Tax	-	-	-	-	-	-	3,838,109	3,838,109
Golf Course	270,548	237,275	28,800	9,499	38,000	43,683	-	627,805
CDBG	-	-	-	-	-	-	-	-
SPLOST	-	100,000	-	699,000	-	-	-	799,000
TSPLOST	-	-	-	2,775,391	-	-	-	2,775,391
TAD	-	375,000	-	-	-	-	-	375,000
Grants	-	-	-	-	-	-	-	-
Storm Water Utility	218,184	295,770	5,000	467,886	-	187,272	250,000	1,424,112
Subtotal Other Funds	10,557,748	19,688,758	758,740	10,478,535	41,144,370	8,450,701	19,894,080	110,972,932
Grand Total	\$ 37,104,024	\$ 28,400,472	\$ 1,965,328	\$10,478,535	\$ 41,173,126	\$ 8,938,803	\$ 20,700,519	\$ 148,760,807

Legislative Office Organizational Chart



**CITY OF COLLEGE PARK, GEORGIA
FISCAL YEAR 2023 BUDGET**

	2020 Actual	2021 Actual	2022 Amended	2023 Adopted	% Change 2022 to 2023
Legislative					
Expenditures					
Personnel Services	\$321,308	\$335,775	\$363,141	\$381,869	5%
Employee Benefits	98,366	113,318	138,596	150,884	8%
Communication & Util	52,106	59,509	65,576	59,511	-10%
Repair & Maintenance	13,204	14,758	17,947	35,669	50%
Building Maintenance	45,180	28,314	53,000	53,000	0%
Training & Education	38,318	5,964	39,387	35,387	-11%
Other Services & Charges	210,483	104,642	124,864	167,005	25%
Materials & Supplies	62,376	19,970	38,164	43,200	12%
Cost of Sales	5,177	-	-	4,000	100%
Capital Outlay	-	-	150,000	-	0%
Legislative Expenditure Total	\$846,517	\$682,251	\$990,675	\$930,525	-6%

Legislative Personnel

Full Time Positions:	2020 Actual	2021 Actual	2022 Amended	2023 Adopted
Council Members	4	4	4	4
City Clerk	1	1	1	1
Deputy Clerk	1	1	1	1
Information Business Liasion	1	1	1	1
Custodian	1	1	1	1
Part Time Positions:				
Custodian	1	1	1	1
Receptionist	2	2	2	2
Total Personnel:	11	11	11	11

CITY OF COLLEGE PARK, GEORGIA
FISCAL YEAR 2023 BUDGET

Legislative Department | City Clerk

Program Description:

The City Clerk serves as the Custodian of Records, Election Superintendent, provides support to municipal administration, oversees the issuance of occupation tax certificates, issuance of alcohol licenses, building maintenance, official filer of legal notices and public notices, oversees all aspects of Municipal Election. The City Clerk’s office serves as the official source for Municipal Information.

Trends:

Continual improvement in Organizational Processes.
 Create Standard Operating Procedures within the City Clerk’s Office.
 Create a process to eliminate businesses operating without an Occupation Tax Certificate; especially non-profit organizations.
 Online/Electronic Processes

Program Broad Goals:

Maintain Open and Responsive Government by encouraging participation in the democratic process and preserving the integrity of elections process. Remain in compliance with the Open Meetings and Open Records laws. Implement on-line payment for Occupation Tax Certificates. Continue to provide a high level of professional customer care to businesses, citizens, and employees.

Program 22/23 Objectives:

Implementation of on-line payments/portal for Occupation Taxes.
 Welcoming Lobby/Receptionist
 Increase Overall Morale for Staff

Performance Measures

Program/Service Outputs: (goods, services, units produced)

	Estimated 22/23
Number of Open Records processed during the fiscal year	2600
Direct amount of “face to face” contact with citizens and customers	50%

Implement improved records management practices amongst the various departments within the City of College Park and ensure compliance.

Performance Measures

Program / Service Outputs: (goods, services, units produced)

Actual 21/22

Election – November 2, 2021

# of College Park registered voters	11,198
-------------------------------------	--------

# of ballots casted in November 2, 2021 Election	665
--	-----

CITY OF COLLEGE PARK, GEORGIA
FISCAL YEAR 2023 BUDGET

Program / Service Outcomes: (based on program objectives)

Actual 21/22

of open records request processed

2446

Estimated 22/23

Prior Year Highlights

- 1. Alcohol Ordinance Updates
- 2. Responded to 2000+ open record requests processed & closed.
- 3. Updates City Clerks’ webpage & Instagram – increased insights by 70%.
- 4. Successful implementation of virtual/telework options during pandemic.
- 5. Courses towards Masters Municipal Clerk’s Certification.

Executive Office Organizational Chart



CITY OF COLLEGE PARK, GEORGIA
FISCAL YEAR 2023 BUDGET

	2020 Actual	2021 Actual	2022 Amended	2023 Adopted	% Change 2022 to 2023
Executive					
Expenditures					
Personnel Services	\$454,338	\$474,950	\$617,329	\$568,934	-9%
Employee Benefits	123,912	137,429	138,566	140,821	2%
Communication & Util	14,467	14,230	22,692	18,574	-22%
Rentals	10,962	8,277	18,500	10,700	-73%
Repair & Maintenance	21,360	8,700	17,364	17,364	0%
Building Maintenance	-	-	190	-	0%
Training & Education	58,255	22,793	37,120	54,167	31%
Other Services & Charges	1,646,854	1,287,635	1,112,500	888,847	-25%
Materials & Supplies	19,569	9,640	35,380	29,500	-20%
Cost of Sales	9,150	36	1,500	1,500	0%
Executive Expenditure Total	\$2,358,868	\$1,963,690	\$2,001,141	\$1,730,407	-16%

Executive Personnel

Full Time Positions:	2020 Actual	2021 Actual	2022 Amended	2023 Adopted
Mayor	1	1	1	1
City Manager	1	1	1	1
Assistant City Manager	0	0	1	1
Director of Airport Affairs	1	1	1	1
Special Projects Administrator	1	1	0	0
Exec. Asst. to City Manager	1	1	1	1
Exec. Asst. to Mayor & Council	1	1	1	1
Total Personnel:	6	6	6	6

**CITY OF COLLEGE PARK, GEORGIA
FISCAL YEAR 2023 BUDGET**

Executive Division – Office of the City Manager

Program Description:

The Office of the City Manager provides the organizational leadership necessary to ensure the efficient and effective delivery of City services to the citizens of College Park. As chief administrative officer for the City, the City Manager is responsible for implementing the policies and directives of the Mayor and City Council.

Trends:

State and local governments are significant players in the U.S. economy. Due to the fiscal impact of COVID-19, state and local governments are expected to face shortfalls for many years. Revenues from taxes and fees from hotels and businesses have plummeted.

Program Broad Goals:

Effect a change of culture or repositioning of culture in the City of College Park to foster an environment rooted in caring in the community and get everyone on one accord. Cultural changes begin with extensive community engagement, the identification of core community values and the creation of a community owned vision and blueprint.

Program 22/23 Objectives:

Increase revenues to pre-COVID-19 levels of spending to accomplish capital improvement projects and provide employee cost of living and merit increases.

Performance Measures:

Program / Service Outputs: (goods, services, units produced)

Estimated 22/23

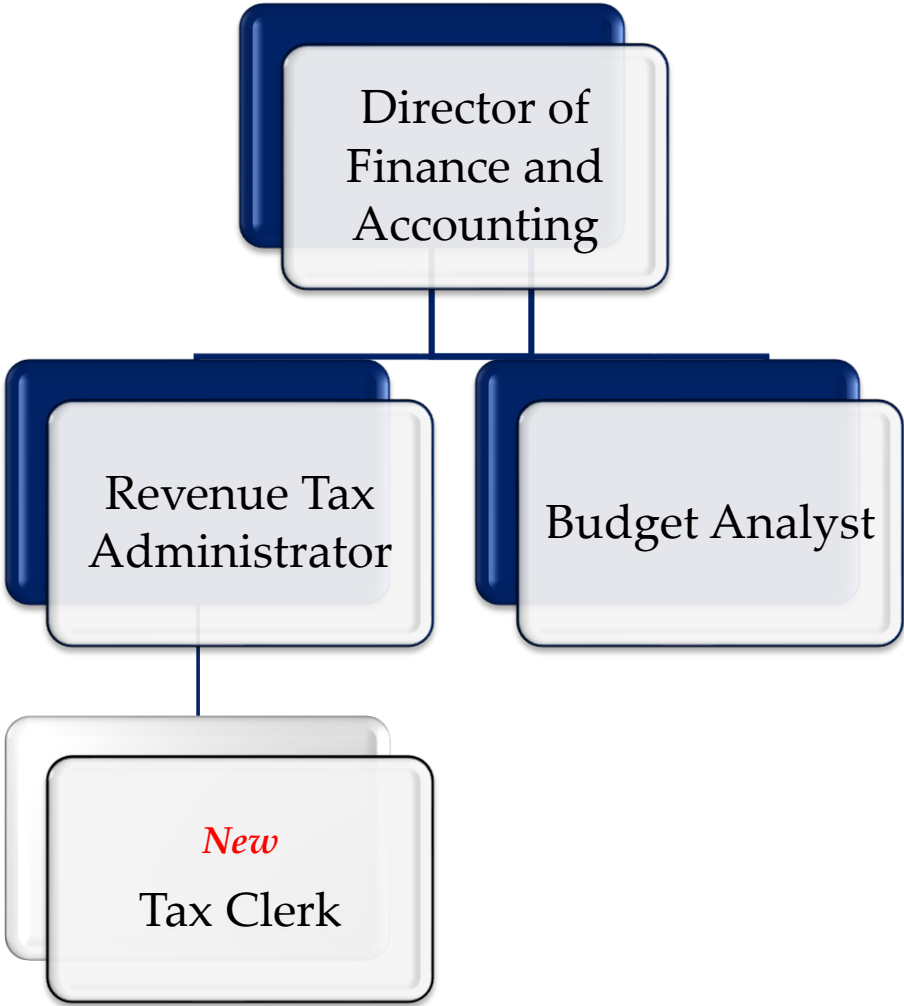
AA bond rating maintained

Yes

Prior Year Highlights:

Implemented COVID-19 related policies, procedures and initiatives relative to testing, maintaining a safe and healthy workplace, C.A.R.E.S. Act funding, and policy implementation.

Financial Administration Organizational Chart



CITY OF COLLEGE PARK, GEORGIA
FISCAL YEAR 2023 BUDGET

	2020 Actual	2021 Actual	2022 Amended	2023 Adopted	% Change 2022 to 2023
Financial Administration					
Expenditures					
Personnel Services	\$207,334	\$209,624	\$213,987	\$230,698	7%
Employee Benefits	62,423	65,846	66,677	77,253	14%
New Personnel	-	-	-	61,869	100%
Communication & Util	5,435	5,646	12,905	5,768	-124%
Rentals	123	482	240	240	0%
Repair & Maintenance	28,462	14,884	17,281	26,549	35%
Training & Education	1,486	915	5,950	5,950	0%
Other Services & Charges	31,849	34,676	33,052	29,901	-11%
Materials & Supplies	10,854	8,238	10,600	10,000	-6%
Finance Expenditure Total	\$347,965	\$340,312	\$360,692	\$448,228	20%

Financial Administration

Full Time Position:	2020 Actual	2021 Actual	2022 Amended	2023 Adopted
Director of Finance & Accounting	1	1	1	1
Revenue/Tax Administrator	1	1	1	1
Administrative Assistant	1	0	0	0
Budget Analyst	1	1	1	1
Tax Clerk	0	0	0	1
Total Personnel:	4	3	3	4

CITY OF COLLEGE PARK, GEORGIA
FISCAL YEAR 2023 BUDGET

Finance Department | Financial Administration

Program Description:

The Financial Administration program facilitates Citywide financial planning, manages the City's short-term and long-term debt, coordinates the financing of City projects, and provides City management with current information concerning economic conditions and the potential fiscal impact to College Park. Also, the Finance Department is responsible for the preparation and adoption of the City's annual budget. It coordinates the Citywide development and ongoing monitoring of the operating and capital budgets on behalf of the City Manager. Embodied within this process are assisting City Council with the City's budget public input efforts and assisting other stakeholders with their requests regarding the budget.

Trends:

Two years after the economy took a blow following the outbreak of COVID-19, the economy is continuing to rebound. We witnessed revenues such as hotel/motel and car rental tax fall by 80-90%. Business tax receipts and local option sales tax fell by 30%. Positions were frozen and reductions to operating and capital expenses were finalized for FY2020-2021 budget year to prepare for what was to come from the impact of COVID-19. Overall, Citywide the budget was reduced by \$5.7 million when FY2020's amended budget was compared to FY2021 adopted budget. General Fund revenues alone experienced a decrease of \$3.5 million.

As some economist predicted, the economy is bouncing back quicker than expected, most of the rebound can be attributed to the injection of federal funds to keep the economy stimulated. Last year, management predicted City revenues would be at its pre-Covid level by FY2022-2023. With the new vaccines in place and most of the U.S. workforce returning back to work, FY2022-2023 recommended budget, is a testament to our prediction as the General Fund and some others funds show increases in revenues. There are still some funds reeling from the effects of the pandemic, however, trends continue to show positive upward movements for the funds most impacted. The City is also preparing for continued inflation which also has attributed to the increase in expenses. We will continue to monitor City financials quarterly to identify any potential changes based on appropriated revenues and expenses.

Program Broad Goals:

Prepare strategic forecasts and assist others in developing long-term financial models to prudently manage assets and identify the City's capacity to fund future service and capital needs. Seek optimum financing structure to mitigate debt service costs, while reinforcing our solid standing with credit rating agencies and maintain or improve College Park's excellent bond ratings.

Prepare a balanced operating and capital budget. Prepare accurate financial information and distribute it in a timely manner to City Council, citizens, media, financial institutions and internal customers in response to their specific financial needs. Promote increased business acumen and fiscal accountability within the organization.

**CITY OF COLLEGE PARK, GEORGIA
FISCAL YEAR 2023 BUDGET**

Program 22/23 Objectives:

Improve the efficiency and effectiveness of city-wide business processes to ensure management of the City’s resources. Provide decision-makers and citizens with the necessary information to make informed budget and policy decisions. Effectively manage the City’s planned resources to ensure organizational priorities are met.

Performance Measures

Program/Service Outputs: (goods, services, units produced) Estimated 22/23

Budget meets or exceeds all requirements and GFOA reporting excellence benchmarks Yes

Program/Service Outcomes: (based on program objectives) Estimated 22/23

Maintain or improve General Obligation Bond rating which contributes to lower cost of debt Moody’s Aa3
S&P AA-

Program/Service Outputs: (goods, services, units produced) Actual 21/22

Budget meets or exceeds all requirements and GFOA reporting excellence benchmarks Yes

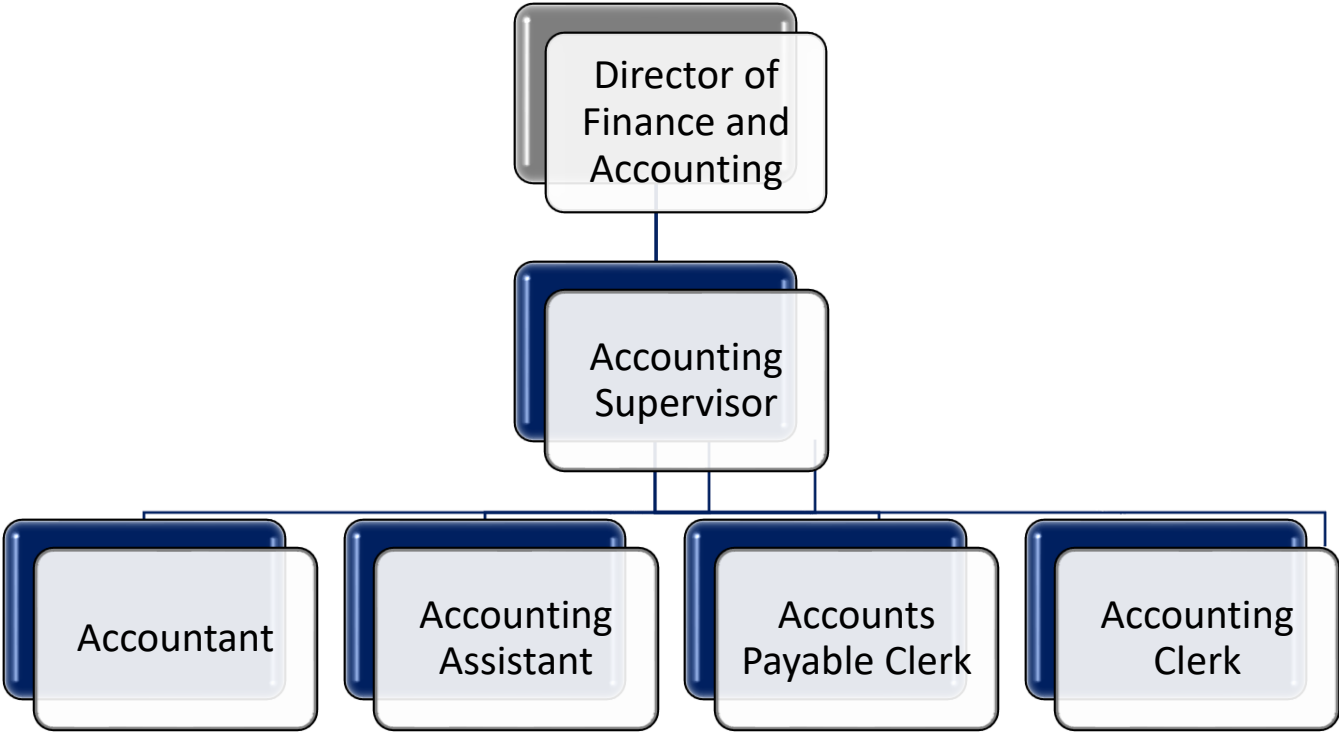
Program/Service Outcomes: (based on program objectives) Actual 21/22

Maintain or improve General Obligation Bond rating which contributes to lower cost of debt Moody’s Aa3
S&P AA-

Prior Year Highlights:

- a. Received the Government Finance Officers Association (GFOA) Distinguished Budget Presentation Award for the City’s FY2020/21
- b. Received the Government Finance Officers Association (GFOA) Comprehensive Annual Financial Reporting Award for the City’s FY2020/21

Accounting Department Organizational Chart



CITY OF COLLEGE PARK, GEORGIA
FISCAL YEAR 2023 BUDGET

	2020 Actual	2021 Actual	2022 Amended	2023 Adopted	% Change 2022 to 2023
Accounting					
Expenditures					
Personnel Services	\$251,877	\$165,872	\$247,147	\$268,552	8%
Employee Benefits	56,044	44,261	91,201	101,029	10%
Communication & Util	12,244	14,817	8,827	14,874	41%
Rentals	3,427	482	4,980	4,980	0%
Repair & Maintenance	1,560	1,640	13,815	1,762	-684%
Building Maintenance	-	300	500	-	0%
Training & Education	50	660	3,960	3,800	-4%
Other Services & Charges	120,707	146,843	115,380	118,963	3%
Materials & Supplies	15,218	12,786	13,334	12,150	-10%
Accounting Expenditure Total	\$461,128	\$387,661	\$499,144	\$526,110	5%

Accounting Personnel

	2020 Actual	2021 Actual	2022 Amended	2023 Adopted
Full Time Positions:				
Accounting Supervisor	1	1	1	1
Administrative Assistant	1	0	0	0
Accountant	0	1	1	1
Accounting Assistant	1	1	1	1
Accounts Payable Clerk	1	1	1	1
Accounting Clerk	0	0	1	1
Part Time Positions:				
Accounts Payable Clerk	1	1	0	0
Accounting Clerk	1	1	0	0
Total Personnel:	6	6	5	5

CITY OF COLLEGE PARK, GEORGIA
FISCAL YEAR 2023 BUDGET

Finance Department | Accounting

Program Description:

The Accounting program maintains the City’s financial systems and fiscal controls over Property Taxes, Cash and Investments, Accounts Receivables, Fixed Assets, Grants, and Accounts Payable. In addition, the program provides in-house training, guidance, and support to City staff related to financial controls, systems, laws, and policies and procedures. The program is also responsible for the coordination of the financial statement audit and preparation of the City’s annual financial statements, grant compliance.

Trends:

Accounting will continue to monitor internal control at the department level to ensure the City assets are appropriately safeguarded. In addition, Accounting is continuing to place emphasis on applying technology for the analysis, compilation, and reporting of data. The Accounting staff, in collaboration with the City’s financial system software provider, New World Financial Systems, is developing programs to enhance the City’s timely and accurate production of financial reports.

Program Broad Goals:

Develop and maintain integrated Financial Systems. Develop and administer the various financial, operating, and internal control systems to ensure data integrity and ease of financial information tracking. Maintain the City’s accounting and financial reporting systems in conformance with all state and federal laws, Generally Accepted Accounting Principles (GAAP), standards of the Governmental Accounting Standards Board (GASB), and standards of the Government Finance Officers Association (GFOA). Be a Financial and Administrative Consultant to Departments by providing training, advice, tools, and support to departmental customers.

Program 22/23

Objectives:

Maintain financial systems internal controls to monitor expenditures and program performance on an ongoing basis. Continue to review and collaborate with technical staff to analyze and develop process enhancements by applying current technology and provide citywide education to assist with compliance.

Performance Measures

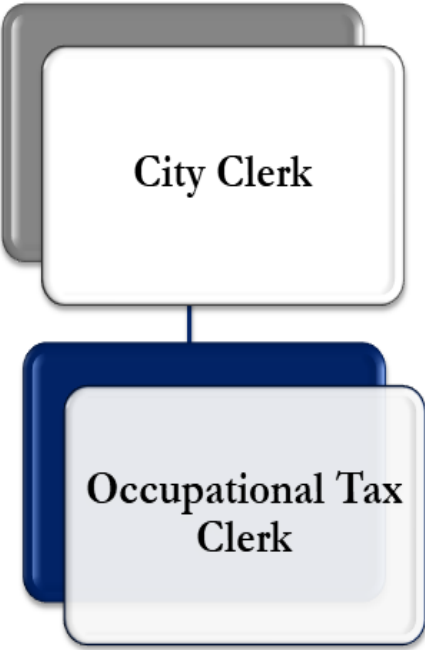
Program/Service Outputs: (goods, services, units produced)	Actual 21/22
% of monthly closes within 20 working days of month-end	0%
# of journal entries processed annually	4,595
# of accounts payable checks issued	5,919

CITY OF COLLEGE PARK, GEORGIA
FISCAL YEAR 2023 BUDGET

Finance Department | Accounting

Program/Service Outcomes: (based on program objectives)	Actual 21/22
Annual audit and single audit opinions from external auditors are unqualified with an opinion date of December 20 th or prior	12/31/2012
Comprehensive Annual Financial Report in conformance with GAAP and meets GFOA financial reporting excellence benchmarks	Yes
Program/Service Outputs: (goods, services, units produced)	Estimated 22/23
% of monthly closes within 20 working days of month-end	0%
# of journal entries processed annually	5,000
# of accounts payable checks issued	7,000
Program/Service Outcomes: (based on program objectives)	Estimated 22/23
Annual audit and single audit opinions from external auditors are unqualified with an opinion date of December 20 th or prior	12/31/2023
Comprehensive Annual Financial Report in conformance with GAAP and meets GFOA financial reporting excellence benchmarks	Yes

Business License Organizational Chart



CITY OF COLLEGE PARK, GEORGIA
FISCAL YEAR 2023 BUDGET

	2020 Actual	2021 Actual	2022 Amended	2023 Adopted	% Change 2022 to 2023
Business License					
Expenditures					
Personnel Services	\$42,378	\$42,963	\$43,009	\$45,124	5%
Employee Benefits	21,278	26,651	22,009	24,572	10%
Communication & Util	6,761	7,566	7,350	8,085	9%
Repair & Maintenance	2,057	3,411	23,574	4,150	-468%
Training & Education	203	-	1,500	1,500	0%
Other Services & Charges	2,938	2,028	2,158	2,107	-2%
Materials & Supplies	7,891	5,350	6,400	6,600	3%
Business License Expenditure Total	\$83,505	\$87,968	\$106,000	\$92,138	-15%

Business License Personnel

Full Time Position:	2020 Actual	2021 Actual	2022 Amended	2023 Adopted
Occupation Tax Clerk	1	1	1	1
Total Personnel:	1	1	1	1

**CITY OF COLLEGE PARK, GEORGIA
FISCAL YEAR 2023 BUDGET**

Business License | Occupation Tax

Program Description:

The Occupation Tax program maintains business license records and processes occupation tax returns for payment. The program oversees the collection of room occupancy tax, excise tax (mixed drink and wholesale), car rental tax, and liquor license fees.

Trends:

The State of Georgia strengthened the requirement to verify a customers’ legal right to work in the United States. The resident status of all non-citizens applying for a license have to be verified through the Systematic Alien Verification Entitlements (SAVE) program.

Program Broad Goals:

Educate the City of College Park by providing accurate information on obtaining an occupation tax certificate.

Program 22/23 Objectives:

Improve processes by reviewing, refining, best business license practices.

Performance Measures

Program/Service Outputs: (goods, services, units produced)

Number of active licenses during the fiscal year	2000	
--	------	--

Estimated 22/23

Program/Service Outcomes: (based on program objectives)

Direct amount of “face to face” contact with customers	50%	
--	-----	--

Estimated 22/23

Performance Measures

Program/Service Outputs: (goods, services, units produced)

Number of active licenses during the fiscal year	1173	
--	------	--

Actual 21/22

Program/Service Outcomes: (based on program objectives)

Direct amount of “face to face” contact with customers	50%	
--	-----	--

Actual 21/22

Prior Year Highlights:

- Successfully issued Occupation Tax Certificates and collected 99% of the tax revenue budgeted.
- Strict implementation of providing proof of gross revenue. This requirement must be met in order to renew the occupation tax certificate.
- Safely retrieved and processed taxes/payments during the COVID-19 Pandemic.

Purchasing Department Organizational Chart



CITY OF COLLEGE PARK, GEORGIA
FISCAL YEAR 2023 BUDGET

	<u>2020 Actual</u>	<u>2021 Actual</u>	<u>2022 Amended</u>	<u>2023 Adopted</u>	<u>% Change 2022 to 2023</u>
Purchasing					
Expenditures					
Personnel Services	\$56,418	\$55,724	\$55,792	\$66,259	16%
Employee Benefits	11,954	11,944	14,151	17,014	17%
Communication & Util	4,835	5,385	7,174	5,775	-24%
Repair & Maintenance	3,530	5,247	3,067	3,193	4%
Training & Education	790	790	1,310	1,160	-13%
Other Services & Charges	1,704	2,099	2,118	3,467	39%
Materials & Supplies	3,615	3,017	3,375	3,155	-7%
Purchasing Expenditure Total	\$82,846	\$84,205	\$86,987	\$100,023	13%

Purchasing Personnel

Full Time Position:	<u>2020 Actual</u>	<u>2021 Actual</u>	<u>2022 Amended</u>	<u>2023 Adopted</u>
Purchasing/Fleet Administrator	1	1	1	1
Total Personnel:	1	1	1	1

CITY OF COLLEGE PARK, GEORGIA
FISCAL YEAR 2023 BUDGET

Purchasing Department

Program Description:

The Purchasing program is responsible for the timely and best value acquisition and/or facilitation of all materials, services, and construction required by the City and aids the various contractor administrators throughout the City staff. It analyzes goods and services from many aspects to ensure that best value is provided to the City and promotes an open and public procurement process, including seeking environmentally friendly products and opportunities for various small businesses including minority, women-owned and disadvantaged.

Trends:

Public procurement is attempting to use more efficient means of technology where it makes sense to perform the traditional jobs of buying. We have concentrated on increasing our website presence and making our solicitation process more user friendly. Actual on-line bidding presently does not offer the returns to us that would make it a viable solution. We continue to make use of other government agency contracting when appropriate, with the understanding that is not an optimal solution for all situations.

Program Broad Goals:

Education in terms of outreach to our City staff and end users is a key strategic goal of the Purchasing Department. Combining increased meaningful training along with best practices will provide a stronger foundation throughout the City for procurement activity. Establishing a strong and consistent commitment to best value procurements is another strategic goal for Purchasing. By providing the functional expertise to the City to be able to properly solicit and procure using a best procurement methodology (RFP - "request for proposal", RFQ - "request for quotation", RFQC - "request for qualified contractors" or ITB – Invitation to Bid) to determine the most responsive that will yield a better long-term result for the City.

The last of the strategic goals for Purchasing is to continue to promote and develop flexible processes and staff that will be capable of improving our processes over time as the City, economy and supply base changes. The ability to not only maintain but lead in such a dynamic change is crucial for the City to succeed in meeting its goods and services requirements.

Program 22/23 Objectives:

Continue to educate and improve the processing time for requisitions so that the goods and services needed by the City staff are available in a timely manner. Improve the solicitation process so that it represents the City's needs for best value procurements in acquiring the multitude of various goods and services the City needs to operate. Continue the seven-year purchasing document retention program, which will continue to lead us to an on-line set of data that will be more accessible to City staff. Continue to provide education to City staff through various means. Continue to update and revise the Purchasing Policy Manual, when required, to adhere to current changes in laws or policy changes.

**CITY OF COLLEGE PARK, GEORGIA
FISCAL YEAR 2023 BUDGET**

Performance Measures

Program/Service Outputs: (goods, services, units produced)	Actual 21/22
No. of Purchase Orders processed	1,103
\$ value of Purchase Orders	\$26,078,716.75
No. of long-term contracts in place	N/A

Prior Year Highlights:

- Continue to provide training opportunities to various City departments during the year for processing of requisitions.
- Finance & Accounting Fiscal Year-End Closing update and training
- Manage and oversee the solicitation process
 - More streamlined solicitation process
 - More vendors solicited
 - More proposals received
- Registered 599 new vendors with the City of College Park
- Decreased purchase order entries due to Covid-19 Pandemic 1.18% from 2019/2020

Information Technology Organizational Chart



**CITY OF COLLEGE PARK, GEORGIA
FISCAL YEAR 2023 BUDGET**

	2020 Actual	2021 Actual	2022 Amended	2023 Adopted	% Change 2022 to 2023
MIS Information Technology					
Expenditures					
Personnel Services	\$589,588	\$561,579	\$485,392	\$615,139	21%
Employee Benefits	187,668	170,768	172,438	213,927	19%
Communication & Util	22,354	18,816	20,664	19,387	-7%
Repair & Maintenance	380,024	402,629	511,631	488,645	-5%
Training & Education	14,565	5,303	9,500	18,495	49%
Other Services & Charges	15,838	25,217	30,919	20,750	-49%
Materials & Supplies	33,711	37,427	7,705	17,550	56%
Capital Outlay	18,765	-	30,370	-	0%
MIS Information Technology Total	\$1,262,514	\$1,221,739	\$1,268,619	\$1,393,893	9%

MIS Information Technology Personnel

Full Time Postion:	2020 Actual	2021 Actual	2022 Amended	2023 Adopted
Chief Informaton Officer	1	1	1	1
Communication & Information Tech	1	1	1	1
Assistant Network Admin.	1	1	1	1
GIS/CAD Technician	1	0	0	0
Closed Circuit Television Tech	1	1	1	1
System Analyst	1	1	1	1
Computer Operations Specialist	0	1	1	1
Network Admin.	1	1	1	1
MIS Technician	1	1	1	1
Administrative Assistant	1	1	1	1
Computer Support Tech	1	0	0	0
Total Personnel:	10	9	9	9

CITY OF COLLEGE PARK, GEORGIA
FISCAL YEAR 2023 BUDGET

Information Technology and Telecommunications Department

Program Description:

The mission of the Information Technology and Telecommunication (IT) Department is to provide innovative and quality solutions that enhance the functions of the city, citizenship, and community as a whole.

The IT Department is responsible for:

- Network Infrastructure
- Application Support
- Desktop and User Support
- Telecommunications Planning and Support
- Citywide Helpdesk
- CCTV
- Laserfiche Software
- Square Rigger
- Temperature Scanners

Trends:

The partnership we have with Kroll is the first step in securing our network. Our server infrastructure is EOL (End of Life) and we are putting together a plan to upgrade it to Dell VXRail solution. Once we upgrade the infrastructure, we will move the current equipment to the GICC. We have looked at several locations for data warehousing and we decided to store our infrastructure at the GICC We will have the ability to isolate viruses and recover backup data within minutes. Plans for the upcoming Fiscal year include the continuation of VM-ware upgrades (hardware) and network Storage (SAN). We need to upgrade this equipment to ensure we have the performance and security in our environment. This is no longer a future implementation; we need this immediately. Additional implementation will be to move our current servers to a hosting site for Disaster Recovery/Business Continuity and place the new equipment on premise. Since the addition of the Police technology staff member, I have combined all servers. I would like to continue our second phase of our fiber ring if funding is available. The second phase will include the following locations (Conley, Brady, Power, Golf Course, Fire Station 2 and 3). This will pave the way to give us greater performance and control of our bandwidth. The overlay of this fiber will allow us to add city wide Wi-Fi and other Smart City Initiatives. The other initiative is “Smart City” Technology. As local municipalities see the value in citizen engagement, technology will play a vital role in bridging the gap between up-to-date information and city leadership goals/objectives. Our downtown Wi-Fi coupled with our smart devices will give us access to traffic data, people counting, and areas that could possibly need more security. This project is slated to be complete by the end of February.

**CITY OF COLLEGE PARK, GEORGIA
FISCAL YEAR 2023 BUDGET**

Program Broad Goals:

The IT Department strives to continually examine the technology needs of the Mayor and Council, staff, and citizens of the City of College Park and to meet those needs in the most cost effective and efficient manner possible. The IT Department will maintain an excellent depth and breadth of knowledge of industry standards and innovations through training and collaborative efforts. The IT Department will function as a unified team through cross-training, regular meetings, and cooperation.

Program 22/23 Objectives:

The IT Department objectives include meeting the technology and telecommunication needs of the city's Mayor and Council, staff, and citizens. Such support includes helpdesk service, hardware/software purchasing, contract review, wireless support, and acting as a vendor liaison.

Strategic Goals/Objectives for Department of Information Technology 2017-2022

MISSION: To provide innovative and quality solutions that enhance the functions of the city, citizenship, and community as a whole.

VISION: To become the premier model for all technology departments locally and regionally while moving our citizen's base to 21st century self-services.

I. Provide state-of-the-art technology and infrastructure for staff and administrative use:

1. Move from a physical to virtual infrastructure Cloud/Hosting solution for Disaster Recover purposes.
2. Deploy technology that is in line with "Smart City" concept.
3. Move to a paperless environment by scanning documents to the cloud for historical purposes and going green concept.
4. Upgrade enterprise email system from exchange to Microsoft 365 for a more feature rich environment.
5. Install Wi-Fi Connectivity at several locations citywide to increase citizen's use of technology.
6. Establish a Video Integration Center for greater access to CCTV cameras to assist Public Safety.

II. Implement a citywide technology-monitoring group (Technology Monitoring/Advisory Committee):

1. Allow departments to do collaborative work across the enterprise by learning technology concepts.
2. Help drive technology process and improvements.
3. Increase citizens involvement in technology for the City of College Park.
4. Help increase public safety visibility for the citizens by upgrading the several enterprise systems.
5. Install Single Sign On portal for instant access to information.

**CITY OF COLLEGE PARK, GEORGIA
FISCAL YEAR 2023 BUDGET**

III. Establish Enterprise Resource Planning system to ensure 100% utilization of all modules within enterprise software packages:

1. Establish quarterly upgrades of NorthStar and New World Systems for seamless integration to other software packages.
2. Increase citizen’s accessibility for instant transactions.
3. Minimize customer issues by providing a more integrated utilities solution.
4. Utilize all entities of eSuites (eBill, eTimesheet, and eHR).
5. Install Microsoft SharePoint for greater department use of documents anywhere, anytime.
6. Establish quarterly lunch/learn classes on new ESRI features/functions for greater integration of interdepartmental collaboration.
7. Move all CCTV Access Control and Genetech video servers to the cloud for greater redundancy and disaster recovery.

IV. Provide professional development opportunities for all staff:

1. Provide cross training for technology staff relative to all software applications currently used by the City of College Park.
2. Ensure all IT staff are trained and are kept current with certifications and documents that are relative to our environment. (Network, GIS, CCTV, Microsoft, etc.)
3. Establish communication quarterly to keep the community abreast of the ongoing projects (Develop newsletter).
4. Ensure staff is trained on Microsoft latest version suite of products (Word, Excel, PowerPoint, Access, etc.).
5. Empower technology team members to host training classes for other department staff on a specific platform.

Performance Measures

Program/Service Outputs: (goods, services, units produced)

	Estimated 22/23
<ul style="list-style-type: none"> • Move from a physical to virtual infrastructure Cloud/Hosting solution for Disaster Recovery purposes. 	80%
<ul style="list-style-type: none"> • Upgrade enterprise email system from exchange to Microsoft 365 for a more feature rich environment 	100%
<ul style="list-style-type: none"> • Install Wi-Fi Connectivity at several locations citywide to increase citizen’s use of technology. 	80% needs improvement for better coverage
<ul style="list-style-type: none"> • Help drive technology process and improvements. 	
<ul style="list-style-type: none"> • Install Microsoft SharePoint for greater department use of documents anywhere, anytime. 	70%

CITY OF COLLEGE PARK, GEORGIA
FISCAL YEAR 2023 BUDGET

- Increase citizens involvement in technology for the City of College Park.
- Implement city wide fiber ring.
- Implement Single Sign on Portal.

40%

1. Target 100% savings of Cell phones and telephone bills

Estimated 22/23
50% in progress

Prior Year Highlights:

- Hired new Computer Support Specialist (Title changed to Database Analyst).
- Completed another successful IT week.
- Completion of the new email upgrade.
- Moving our Domain from (.com) to (.gov) will be finished by June 2021.
- Deployed Patch Management software that sends updates to all computers on the network.
- Deployed Fall and Winter newsletter highlighting accomplishments and featuring new staff and team member.
- Added Wade Ingram, then moved him to Engineering.
- Purchased new laptop tracking and bandwidth connectivity software (NetMotion).
- Purchased new iPhone integration and management software (MaaS 360).
- Purchased new laptops with COVID-19 funds to use for remote work.
- Purchased Temperature Scanner for City Hall and Public Safety from COVID-19 funds.

Human Resources Organizational Chart



CITY OF COLLEGE PARK, GEORGIA
FISCAL YEAR 2023 BUDGET

	2020 Actual	2021 Actual	2022 Amended	2023 Adopted	% Change 2022 to 2023
Human Resources					
Expenditures					
Personnel Services	\$206,268	\$191,354	\$199,870	\$213,442	6%
Employee Benefits	57,564	48,194	63,474	69,609	9%
Communication & Util	10,868	12,691	16,152	13,692	-18%
Repair & Maintenance	11,152	12,692	8,593	5,581	-54%
Training & Education	5,720	1,210	9,233	17,963	49%
Other Services & Charges	342,447	288,916	512,997	358,436	-43%
Materials & Supplies	9,241	15,363	24,940	15,840	-57%
Cost of Sales	-	-	1,500	1,500	0%
Human Resources Expenditures Total	\$643,260	\$570,421	\$836,759	\$696,063	-20%

Human Resources Personnel

Ful Time Postion:	2020 Actual	2021 Actual	2022 Amended	2023 Adopted
Human Resources	1	1	1	1
Human Resources Generalist, Sr	1	1	1	1
Human Resources Generalist	1	1	1	1
Total Personnel:	3	3	3	3

CITY OF COLLEGE PARK, GEORGIA
FISCAL YEAR 2023 BUDGET

HUMAN RESOURCES

Program Description: The Office of Human Resources (OHR) serves as a strategic business partner, ensuring that Human Resources' initiatives, policies, and procedures align with the City's leadership's strategic direction. OHR is committed to providing College Park citizens with a diverse, competent, trained, and professional workforce.

The City of College Park is an Equal Opportunity Employer and maintains an alcohol and drug-free workplace. The City of College Park is an organization to work for that provides a competitive benefits package and a stimulating work environment. A variety of services are offered to the City of College Park employees through the Office of Human Resources.

The Office of Human Resources is responsible for Recruitment, Employee Performance Evaluations, Benefits administration, Salary and Wage Administration, Employee Relations, Employee Training and Development, Retirement administration, Personnel Records Retention/Management, and Policy Compliance and Administration.

Trends: The demand for transformative, strategic, and collaborative OHR services continues to grow.

Over the next five years, OHR will focus on critical areas that will maximize individual potential, increase organizational capacity, and position the City as an employer of choice.

Program Broad Goals:

Talent Management

1. **Attract:** The City faces a competitive labor market, competing opportunities, and shifting skill demands, as well as regional housing and transportation demands. OHR focuses on proactively sourcing a diverse pool of candidates via social media, developing a new brand for City employment, and promoting programs such as internships, flexible work schedules/ telework, and alternative commute and home loan programs.
2. **Develop:** The City faces future talent pipeline challenges as many individuals in critical positions will soon be or already are eligible for retirement. OHR will continue to offer learning and development programs that include classes, leadership development academies, and popular events like Career Development Day and Job Shadowing.

Employee Experience

- Creating an Exceptional Employee Experience that supports both organizational performance and individual satisfaction is an increasing core function for OHR. OHR will continue to create a positive experience, support employee work-life balance through engagement and wellness, and continue to innovate and continuously improve with initiatives like the Employee Customer Service Satisfaction Training, Diversity & Inclusion Training, and Employee Recognition Programs.

CITY OF COLLEGE PARK, GEORGIA

FISCAL YEAR 2023 BUDGET

OHR Excellence

- Driving Innovation and Collaborating with Departments on various human capital efforts will remain a focus. Data analytics offerings as an opportunity to anticipate future trends retrospectively and make informed decisions about the workforce OHR will continue to fully leverage the human resources information system and other applications with actionable analytics. Another critical component of OHR Excellence centers on financial stewardship. We will continue to streamline processes that gain efficiencies while meeting organizational/customer needs.

Program: 22/23 Objectives:

Human Resources Strategic Support and Partnership

Provide responsive and innovative leadership, organizational development, employee communication, financial services, and support services for City employees, departments, community partners, and the public to promote individual and organizational excellence.

Employee Benefits & Wellness

Provide the City's comprehensive benefits and wellness programs, including communication, customer service, and education to employees, retirees, and family members to attract and retain employees, optimize health and productivity, and promote a healthy and supportive work environment.

Equal Employment Opportunity (EEO), Diversity and Inclusion (D&I)

Foster and promote an inclusive and equal employment work environment for our staff and the diverse community we serve, promote harassment and discrimination-free workplace, investigates EEO complaints, and provides guidance, training, and resources.

Employee Relations

Promote a high-quality workforce and collaborative relationships between employees, management, and employee organizations. Serve as a strategic partner while providing guidance, training, and recommendations on managing employee performance and conduct issues, contract interpretations, investigates and resolve complaints at the lowest level, and negotiate timely and fiscally responsible agreements.

Human Resources Information Management

Provide practical and innovative solutions to technology services, workforce information administration, and equitable classification/compensation of positions through the effective governance and oversight of the City's Human Capital Management systems and programs for departments and employees.

Risk Management

Ensure and protect financial stability by identifying, assessing, monitoring, mitigating, and managing potential exposures to the City's assets and promoting safety and well-being through education, training, and compliance for both employees and the public.

**CITY OF COLLEGE PARK, GEORGIA
FISCAL YEAR 2023 BUDGET**

Talent Acquisition

Provide innovative, responsive, fair, and consistent recruitment and selection services to departments, employees, and job applicants to ensure that the City employs, develops, and retains a qualified and diverse workforce that delivers essential services to the public.

Training and Development

Create, promote, and foster individual and organizational effectiveness for employees by developing and offering an array of innovative and diverse programs supporting the City's commitment to employee development, regional partnerships, and organizational enrichment. Design and execute a citywide succession and workforce development plan for all operating divisions. This will include maintaining a competitive position in the southern region market interns of compensation and benefits.

Performance Measures

Program/Service Outputs: (goods, services, units produced)	Actual	21/22
# of approved Full-Time Equivalents	399	
# of approved Part-Time Equivalents	35	
# of approved Part-Time Equivalents with Mayor and Council	40	

PUBLIC INFORMATION OFFICE



CITY OF COLLEGE PARK, GEORGIA
FISCAL YEAR 2023 BUDGET

	2020 Actual	2021 Actual	2022 Amended	2023 Adopted	% Change 2022 to 2023
Public Information					
Expenditures					
Personnel Services	\$164,764	\$133,778	\$195,832	\$203,060	4%
Employee Benefits	54,896	43,129	58,365	61,383	5%
Communication & Util	11,665	9,605	8,028	9,474	15%
Repair & Maintenance	17,118	14,766	4,597	4,722	3%
Training & Education	2,354	28	1,500	3,500	57%
Other Services & Charges	79,184	96,023	98,039	145,386	33%
Materials & Supplies	14,803	3,418	5,250	3,000	-75%
Public Info Expenditure Total	\$344,785	\$300,747	\$371,611	\$430,525	14%

Public Information Personnel

Full Time Postion:	2020 Actual	2021 Actual	2022 Amended	2023 Adopted
Communication Director	1	1	1	1
Communications Specialist	1	1	1	1
Media Editor	1	1	1	1
Total Personnel:	3	3	3	3

CITY OF COLLEGE PARK, GEORGIA

FISCAL YEAR 2023 BUDGET

Public Information Officer

Program Description:

The Communications department serves as the initial line of external communications to the general public as well as news media outlets. The overarching goal is to exude a positive, productive City of College Park. This includes highlighting our warm, engaging business excellence, efficient city services, a dedicated posture to reduce crime and promote safety, while endorsing our immensely popular hospitality offerings.

The Director of Communications utilizes multiple means of outreach to connect with the general public and media to illuminate the positive city aspects, including: the collegeparkga.com website, email, City Hall's LED signage on Main Street, cloud outreach, social media (Facebook, Twitter, Flickr, Vimeo, and Instagram) in-person briefings, media contacts, etc.

Additionally, the department has been charged with creating the (business development) marketing platform for the city, including conceptualizing print and electronic media, managing the production, and tracking the negotiating of ad buys, frequency, budgeting, communicating City Council and organizational goals, planning and managing resources to ensure the accomplishments of such goals, event planning for key projects and addressing critical issues and concerns.

Trends:

Media conduits, specifically social media outlets have become the norm for successful marketing of ideas or products. Within the Communications office, *information* is treated similarly, due to the belief that disseminated messages are analogous to a packaged product. Our ultimate goal is to reach the target audience. High tech media, including flash pdf newsletters (including video) have proven to be reliable sources for marketing measures. Email, web, Facebook, twitter are other business-related social media outlets.

Program Broad Goals:

Before the pandemic, the Communications Office would create direct and indirect marketing materials to assist the City's Economic Development unit in its quest to attract business and development. Also, the Communications Department seeks to produce an atmosphere for the honest, open flow of information to the general public, citizens, media, and business interests in the city. It is imperative to utilize every resource possible, and to convincingly build the public expectation that the city of College Park is on the cutting edge of technology – social media, video, email, and other external means of communication.

Program Objectives:

The Communications Office is responsible for keeping the community informed and involved in our city. As a result, the Communications Officer:

- Serves as a point of contact for citizens and the community when they are seeking information or wanting to share a suggestion or concern.
- Works with city departments to promote the positive accomplishments of employees.
- Maintains the city's website.
- Produces publications and marketing materials (ad campaigns).
- Serves as the media's liaison to the city.
- Coordinates media releases for local newspapers/TV/radio/collegeparkga.com/social media.

**CITY OF COLLEGE PARK, GEORGIA
FISCAL YEAR 2023 BUDGET**

- Produces video photography to chronicle special events for broadcast on College Park’s Comcast TV-23 channel.
- Writes, narrates and programs video segments for College Park TV-23
- Provides guidance for various city departments regarding media inquiries.

Performance Measures

Program/Service Output: (goods, services, units produced)	Estimated 22/23
# of likes on Facebook, twitter page	(appx 2500 followers)
# of viewers on College Park TV-23/Streaming via web	(up to 5,000 daily)
# of views College Park video-on-demand – YouTube/Vimeo	(appx. 5500 views annually)
# of programs produced for College Park TV-23	(300+ video reports -YTD)
# of press releases/media alerts to be produced	(65+ appx.)
# of print ad campaigns produced	(appx. 4 new campaigns)

Program/Service Expectations, New Initiatives

The Communications Office continues to initiate new policies and procedures to ensure ultimate transparency and positive visibility for the City of College Park. In June/July of 2013, the Communications Director spearheaded the installation of streaming video to accompany/mirror/replicate the College Park TV-23 signal. Streaming allows those citizens or individuals interested in staying up-to-date on College Park news and information the ability to watch our government cable channel in real time.

Technological advancements from years 1-4 include a complete overhaul of the city’s www.collegeparkga.com website; new (print) media campaigns, including the hiring of local talent that is instantly accessible so as to reduce delay or expedite rush orders for publication; and the transition from slide based television messages to a high-quality broadcast via the Comcast government television channel. Most recently, the installation of streaming video capability for the city’s The Communications Director singlehandedly performed requests for proposals on each of the aforementioned enhancements, and carried out the finalization of each task while following all requirements of transparency, and keeping the City Manager, Mayor & Council abreast at each crucial period during the processes.

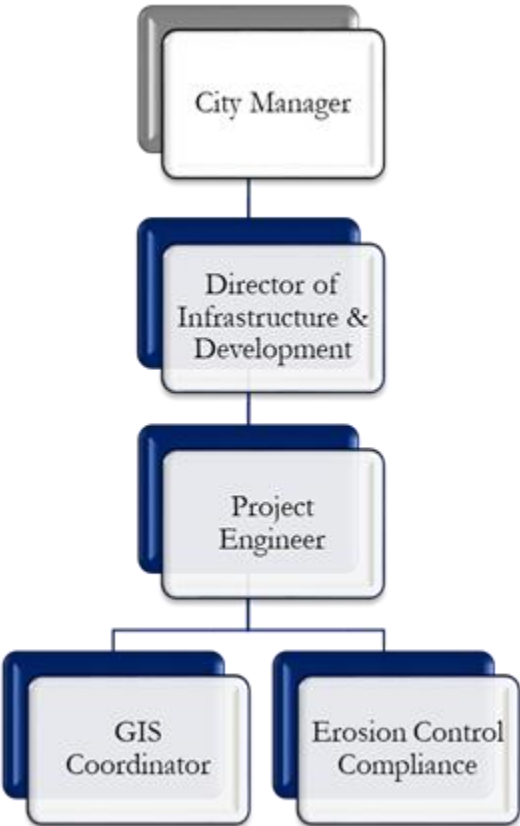
Greater challenges are just over the horizon; a city newsletter, aimed at inside and outside communications is among the new endeavors, and have become policy during the 2012 - 13 fiscal year. Also, program offerings on College Park TV-23, the city’s government television channel will become more varied and broader, with emphasis on helpful documentaries for College Park citizens. Recent developments, specifically, College Park’s new designation as an Opportunity Zone have resulted in a concerted effort to help market the city by developing narrated video stories regarding available land, business incubator programs and positive quality-of-life stories to help attract new corporate interests. Many of the video vignettes have been viewed during engagements for the Airport Area Chamber, the College Park Destination Marketing Organization, various city-

CITY OF COLLEGE PARK, GEORGIA
FISCAL YEAR 2023 BUDGET

supported ribbon cuttings, and professional workshops or out of town Development/Airport Director conferences.

Prior Year Highlights: High quality production of marketing videos, new ad campaigns and continued exploration in Youtube.com marketing and PR have highlighted the 2011-12 fiscal year. College Park enjoyed a reduction in cost for video-on-demand by eliminating the proprietary Leightronix service (\$2800 annual contract) for a free version @ www.Youtube.com/CollegeParkTV23. Expanded reach of video chronicles, with concentration on merging ideas with the Development unit. The city's venture into electronic billboards was a great success. Media coverage included many areas around the I-285 corridor (market-wide) and the Camp Creek/Tuskegee Airman highway.

Engineering Division Organizational Chart



**CITY OF COLLEGE PARK, GEORGIA
FISCAL YEAR 2023 BUDGET**

	2020 Actual	2021 Actual	2022 Amended	2023 Adopted	% Change 2022 to 2023
Engineering					
Expenditures					
Personnel Services	\$48,326	\$86,299	\$122,166	\$279,212	56%
Employee Benefits	8,103	20,995	73,720	86,710	15%
New Personnel	-	-	650	-	0%
Communication & Util	12,588	13,295	13,311	13,821	4%
Repair & Maintenance	7,867	6,224	4,879	9,420	48%
Training & Education	2,995	250	1,500	500	-200%
Other Services & Charges	182,575	122,942	206,692	126,219	-64%
Materials & Supplies	6,148	2,400	6,650	12,650	47%
Capital Outlay	-	-	25,000	-	0%
Engineering Expenditure Total	\$268,602	\$252,404	\$454,568	\$528,532	14%

Engineering Personnel

Full Time Postion:	2020 Actual	2021 Actual	2022 Amended	2023 Adopted
Engineering Director	1	1	0	0
Director of Infrastructure and Development	0	1	1	1
Project Engineer	0	1	1	1
GIS Coordinator	1	1	1	1
Erosion Control Compliance	0	0	1	1
Total Personnel:	2	4	4	4

**CITY OF COLLEGE PARK, GEORGIA
FISCAL YEAR 2023 BUDGET**

Engineering Department

Program Description:

The Engineering Department provides Technical Services to the Citizens, Mayor, Council, City Manager, Department Heads, Staff and other Government Agencies on the Federal, State, County, and Municipal levels. These technical services include but are not limited to Plan Review, Storm Water Review, Geographic Information Systems (GIS), Records, and Construction Administration to ensure compliance with Federal, State, and County, and City rules and regulations.

Trends:

Building our Global Gateway to sustain the demands of The World’s Busiest Airport in the world at Hartsfield Jackson Atlanta International Airport with 38 hotels having 6,000 rooms while preserving the small-town atmosphere of Historic College Park (Fourth largest Urban Historic District in Georgia after Savannah, Macon, and Atlanta). Providing the best possible customer services by anticipating their desires before they can communicate their request with a quick turnaround in reviewing Site Plans for engineering and storm water issues.

Program Broad Goals:

Provide timely review of all Site Plans concerning all Engineering issues. Provide quality and timely inspections. Ensure that the City complies with all mandates of Storm Water Management including National Flood Insurance Program (NFIP), Community Rating System (CRS), and National Discharge Elimination System (NPDES).

Program 22/23 Objectives:

Complete all Plan Reviews within 2 weeks. Maintain the CRS rating at 6.

Performance Measures

Program/Service Outputs: (goods, services, units produced)

Number of plans to be submitted.

Estimated 22-23
+30

Program/Service Outcomes: (based on program objectives)

Review site plans with 2 weeks

Estimated 22-23
90%

Performance Measures

Program/Service Outputs: (goods, services, units produced)

Number of plans submitted during the fiscal year

Actual 21-22
52

Program/Service Outcomes: (based on program objectives)

Review site plans within 2 weeks.

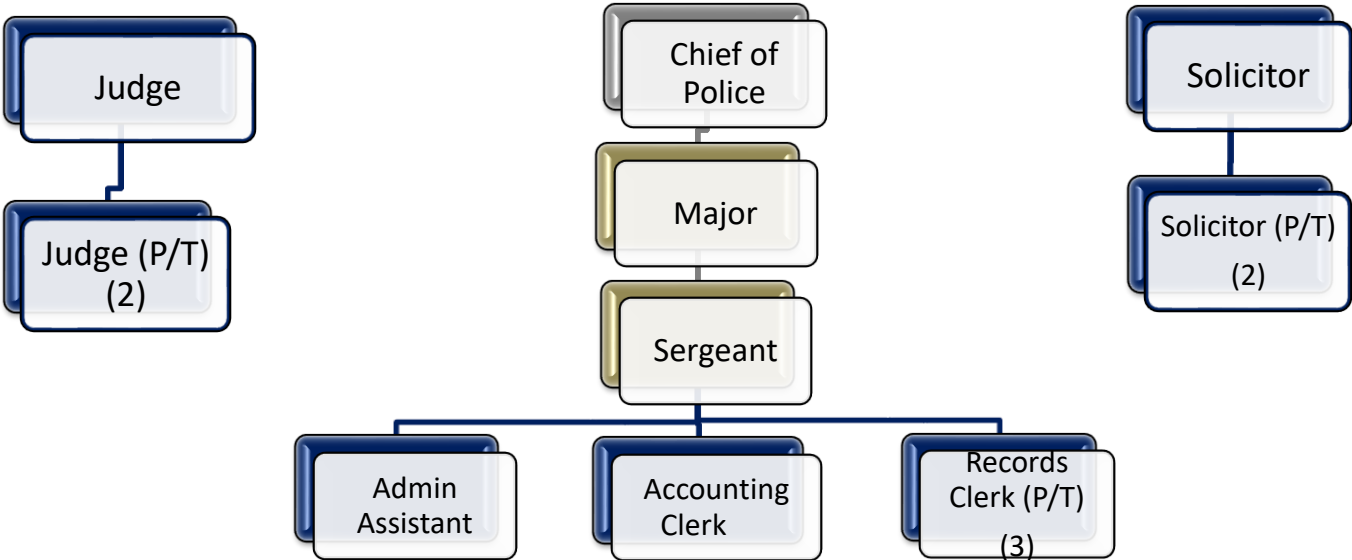
Actual 21/22
90%

Prior Year Highlights:

CITY OF COLLEGE PARK, GEORGIA
FISCAL YEAR 2023 BUDGET

- Hawthorne Station Subdivision has restarted with mass grading and underground utilities in preparing to construct new single-family lots.
- Princeton Village has completed all available lots.
- Six West roadway entrance and traffic light completed.
- Main Street sidewalk has been designed and has been constructed by Construction 57 using Fulton County Transportation Special Purpose Local Option Sales Tax (FC TSPLOST) Quick Relief funds.
- Federal Emergency Management Agency (1) Community Assisted Visit (first in twenty years), (2) Community Rating System (CRS) Five Year Recertification completed, and requests responded.
- Atlanta Department of Aviation parking deck had it topping off in January 23, 2020 and construction will be complete by late summer 2020.
- Working on sidewalk design and construction for Lakeshore Drive with very little right-of-way available.
- Citywide Sidewalk Installation and Repair program in-house to provide employment and training opportunity and increase diversity in infrastructure construction trades and provide a pathway to permanent City employment.
- Temple Square condominium completed January 2020.
- New hotel H2S Tru is under construction
- Princeton Village has completed residential buildout.
- New roadway street cut off Camp Creek Parkway into the middle of Six West completed
- New construction and demolition of various properties to make way for new housing market to increase our city population.

Municipal Court Organizational Chart



CITY OF COLLEGE PARK, GEORGIA
FISCAL YEAR 2023 BUDGET

	2020 Actual	2021 Actual	2022 Amended	2023 Adopted	% Change 2022 to 2023
Municipal Court					
Expenditures					
Personnel Services	\$295,189	\$222,758	\$320,459	\$403,680	21%
Employee Benefits	14,994	12,650	32,734	44,464	26%
Repair & Maintenance	5,701	6,861	8,332	8,458	1%
Training & Education	1,900	847	4,400	4,400	0%
Other Services & Charges	97,762	89,366	92,349	104,798	12%
Materials & Supplies	12,190	8,059	22,600	18,200	-24%
Capital Outlay	28,700	-	-	-	0%
Municipal Court Expenditure Total	\$456,437	\$340,542	\$480,874	\$584,000	18%

Municipal Court Personnel

	2020 Actual	2021 Actual	2022 Amended	2023 Adopted
Full Time Positions:				
Judge	1	1	1	1
Solicitor	1	1	1	1
Admin Assistant	1	1	1	1
Accounting Clerk	1	1	1	1
Part Time Positions:				
Judge	2	2	2	2
Solicitor	2	2	2	2
Records Clerk	3	3	3	3
Total Personnel:	11	11	11	11

CITY OF COLLEGE PARK, GEORGIA
FISCAL YEAR 2023 BUDGET

PROGRAM NAME - MUNICIPAL COURT

Program Description:

The court division provides equal access to a fair and effective system of justice for all without excess cost, inconvenience, or delay, with sensitivity to all members of society.

Trends:

We continue our commitment to discover and utilize alternatives to incarceration while holding offenders accountable. The Court continues to deliver our core services and focus our resources on these services in innovative ways to accomplish our mission particularly during the Covid pandemic by implementing a virtual environment to hear and try court cases.

Program Broad Goals:

The Court Division provides an efficient program for the representation of indigent criminal defendants to those who are charged with a crime and cannot afford an attorney. Provide quality service that continuously improves, that meets or exceeds public expectations, and that ensures that all are treated with courtesy, dignity, and respect.

Maintain a high quality of customer service and provide annual customer service training to all personnel.

Increase efficiency and effectiveness of the court system.

Program Objectives:

Acknowledge and enhance the potential of every employee in our organization to contribute to the administration of justice through participation, training, and technology.

Utilize technology to disseminate essential information.

The Court Division provides and improves customer service by developing informational pamphlets and brochures for individuals to resolve vehicle and licensing registration issues that are handled by entities outside the court (DMV, State, DPS, etc.).

Administer specific court calendars to address code enforcement/environmental violations by creating a special environmental court. This project is in line with current trends in addressing these various types of violations.

Performance Measures

Program/Service Outputs: (goods, services, units produced)

Actual 21/22

Court cases handled and citations entered for previous year.

Court Cases

8,823

Citations

6,076

CITY OF COLLEGE PARK, GEORGIA
FISCAL YEAR 2023 BUDGET

Program/Service Outcomes: (based on program objectives)

*Provide training for court software for employees, especially in the management of the virtual court room process.

*Provide cross training in all software applications to court staff for a more efficient court system.

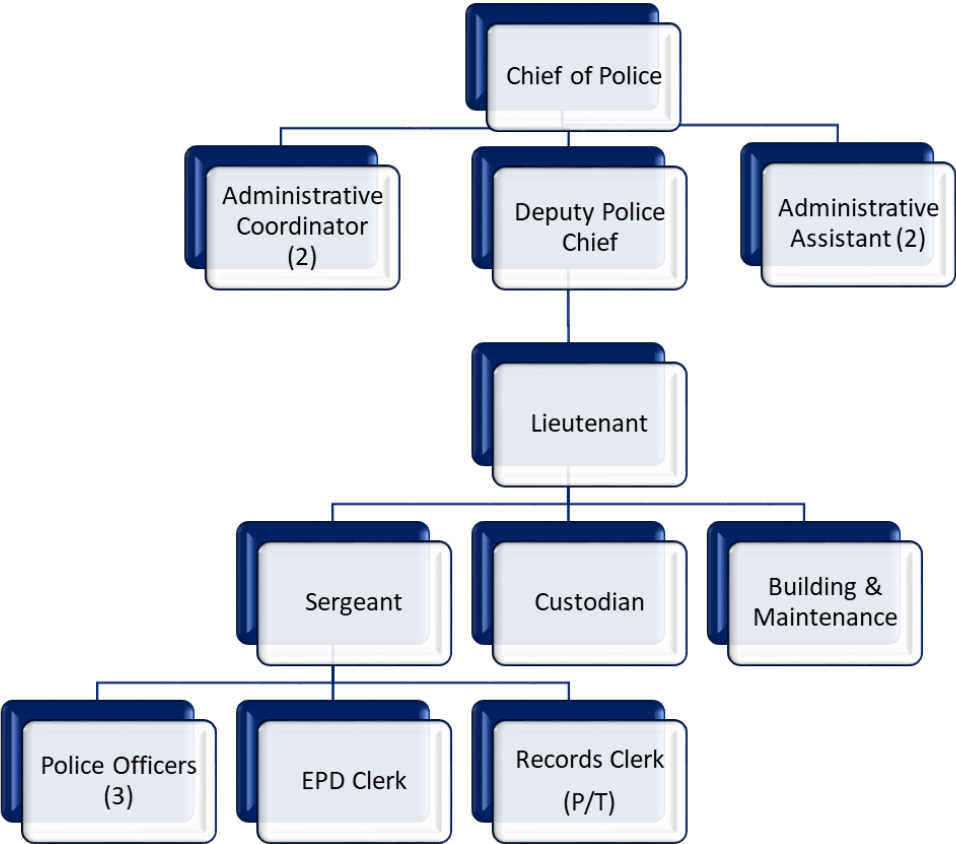
Prior Year Highlights:

- The Court Division provides equal access to a fair and effective system of justice for all without excess cost, inconvenience, or delay, with sensitivity to all members of society
- The Court Division, in effort to effectively process cases during the Covid pandemic has successfully migrated to a virtual court platform. This is largely thanks to the City Judge reaching out to establish an alternative method of processing cases in order to maintain safety for everyone.

Goals

- Achieve and maintain 100% accuracy with court and citation entries and customer service interaction.
- Achieve and maintain 100% accountability on all monies received, ensuring accurate balancing with receipts.
- Recover to normal staffing levels.

Police Administration Organizational Chart



**CITY OF COLLEGE PARK, GEORGIA
FISCAL YEAR 2023 BUDGET**

	2020 Actual	2021 Actual	2022 Amended	2023 Adopted	% Change 2022 to 2023
Police Administration					
Expenditures					
Personnel Services	\$714,782	\$698,699	\$584,108	\$917,480	36%
Employee Benefits	279,105	241,025	187,330	381,565	51%
Communications & Util	145,555	191,494	198,251	202,897	2%
Repair & Maintenance	36,602	28,213	27,089	32,624	17%
Building Maintenance	113,136	93,033	57,140	80,140	29%
Training & Education	16,823	17,934	12,515	12,605	1%
Other Services & Charges	670,446	470,776	1,292,794	920,052	-41%
Materials & Supplies	68,965	61,197	48,708	50,288	3%
Capital Outlay	-	-	55,000	-	0%
Police Admin Expenditure Total	\$2,045,414	\$1,802,371	\$2,462,935	\$2,597,651	5%

Police Administration Personnel

Full Time Positions:	2020 Actual	2021 Actual	2022 Amended	2023 Adopted
Chief	1	1	1	1
Deputy Chief	1	1	1	1
Lieutenant	1	1	1	1
Sergeant	1	1	1	1
Police Officer	3	3	3	3
Administrative Assistant	2	2	2	2
Administrative Coordinator	2	2	2	2
Building Maint. Spec	1	1	1	1
EDP Clerk	1	1	1	1
Custodian	1	1	1	1
Part Time Positions:				
Records Clerk	1	1	1	1
Total Personnel :	15	15	15	15

**CITY OF COLLEGE PARK, GEORGIA
FISCAL YEAR 2023 BUDGET**

Program Description:

The Office of the Chief provides the leadership, management, strategic planning and administrative support necessary to ensure the most effective delivery of public safety services and awareness to the community. These include special community functions such as National Night Out and Trunk-Or-Treat, citizen and media requests for information and the reporting of newsworthy items of community interest. This office is also responsible for coordination and administration of fiscal control, record keeping, accountability functions and overall oversight of the Department.

Trends:

Retaining the open lines of communication with the community remains vital to our public safety mission. Thus, this outreach effort is established as a key objective of the Office of the Chief of Police. Attending community meetings/events and hosting the same are a significant part of CPPD’s outreach efforts. Identify and implement strategies, initiatives, staffing needs and assessments to ensure the department continues to meet service demands, monitor crime trends and reduce crime, while being fiscally responsible.

Program Broad Goals:

Coordinate the structure of the Police Department for effective and timely services to the community and unity of command. Create positive community partnerships and enhance quality communication with our citizens. In order to continue providing quality law enforcement services to the City of College Park and in order to enhance our services and mitigate concerns of liability claims, focus on ongoing training, such as legal updates and scenario training. Additional elements include enhanced training for supervision, improved documentation, more use of force alternatives and a broader deployment of technical equipment.

Program Objectives:

Identify and implement efficient and effective improvements in the Police Department. Continue community outreach efforts through the Citizen Police Academy, National Night Out, Trunk-Or-Treat and other community events. Utilize social media platforms, such as Facebook, Instagram, Code Red, etc., as a method to keep citizens informed and fostering a more comprehensive relationship with the community.

Performance Measures

Program / Service Outputs: (goods, services, units produced)

	Actual: 21/22
# of community meetings attended	35
Ensure College Park Uniform Crime Report, Group A crimes are well below (60%) East Point’s crime numbers.	East Point 5,190
	College Park 3,117

**CITY OF COLLEGE PARK, GEORGIA
FISCAL YEAR 2023 BUDGET**

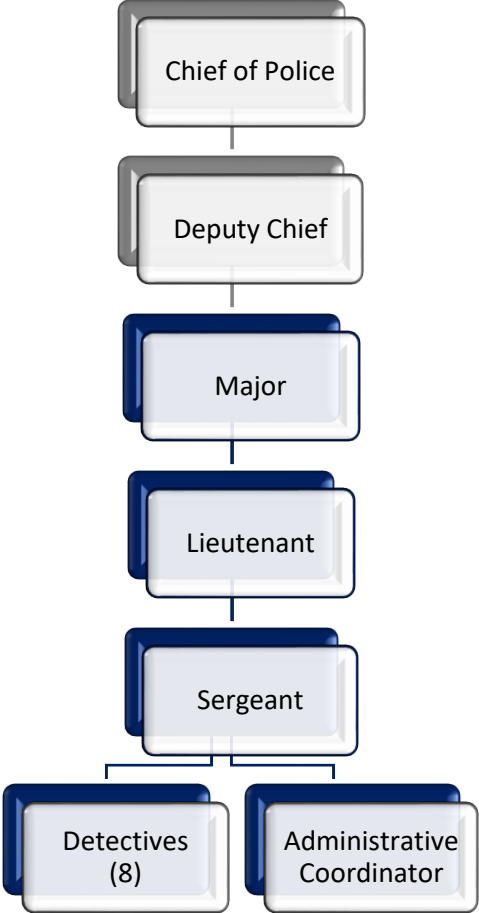
Prior Year Highlights

- The College Park Police Department continues to recruit and hire qualified applicants while maintaining our standards, however retention continues to be an issue not only in this agency but metro wide. The Department is constantly competing in a continually evolving demand market for qualified and/or experienced police officers; some officers leave this agency seeking what appears to be better opportunities elsewhere, and some initiate complete career changes. Recent departures of several veteran officers have also created a void.
- During our in-service training period we ensured that all personnel received the training mandated. With us having several instructors within the department, several assisted in the training as well as utilizing online courses hosted by the Georgia Public Safety Training Center. As a result, personnel were exposed to a wide range of knowledge and experiences.
- As we continue to strive to hold ourselves accountable for our actions and instill an atmosphere of fair and equitable discipline, the department entertains all citizen complaints and investigations are conducted when necessary. In doing so, we ensure that the concerned citizens and the involved agency personnel receive fair and impartial treatment.
- The Department continues to track open record requests in an effort to assess effectiveness of handling requests and continuous quality improvement of those processes. The demand for filling open record requests has increased significantly over the past several months. Records personnel assets are strained as a result of the increased demand for open record requests fulfillment. All indications are that this trend will continue.

Goals

- Continue the use of Body Cameras to be used by all officers. This will assist with officer accountability in reviewing critical incidents. The purchase of the Axon enterprise platform will significantly increase effectiveness of this practice.
- Continue to integrate the use of Tasers. This equipment can aid officers when encountering combative persons where force may be necessary.
- Continue to track open record requests related to police activities and meet state mandated requirements.
- Encourage participation in career development and leadership training for management and supervisory staff; FBI LEEDA, FBI Academy, etc.

Police Investigations Organizational Chart



CITY OF COLLEGE PARK, GEORGIA
FISCAL YEAR 2023 BUDGET

	2020 Actual	2021 Actual	2022 Amended	2023 Adopted	% Change 2022 to 2023
Police Investigation					
Expenditures					
Personnel Services	\$663,738	\$684,813	\$852,060	\$848,196	0%
Employee Benefits	270,373	291,766	327,699	347,000	6%
Communications & Util	67,207	85,010	68,240	82,009	17%
Rental	413	-	1,000	1,000	0%
Repair & Maintenance	24,026	28,511	42,619	33,729	-26%
Training & Education	3,668	79	10,955	16,610	34%
Other Services & Charges	32,989	40,486	40,926	48,586	16%
Materials & Supplies	14,210	15,256	22,510	20,010	-12%
Capital Outlay	-	25,918	77,500	-	0%
Police Investigation Expenditure Total	\$1,076,624	\$1,171,839	\$1,443,509	\$1,397,140	-3%

Police Investigations Personnel

Full Time Positions:	2020 Actual	2021 Actual	2022 Amended	2023 Adopted
Major	1	1	1	1
Lieutenant	1	1	1	1
Sergeant	1	1	1	1
Detective	8	8	8	8
Administrative Coordinator	1	1	1	1
Total Personnel:	12	12	12	12

CITY OF COLLEGE PARK, GEORGIA
FISCAL YEAR 2023 BUDGET

PROGRAM NAME: POLICE INVESTIGATIONS

Program Description:

The Criminal Investigation Division is responsible for the investigation of all manner of crimes; both felony and misdemeanor which occur within the jurisdiction of the City of College Park.

Trends:

Crimes involving thefts of and from vehicles have continued to drive our crime statistics. In response, the Criminal Investigations Division assigned these cases to one detective whose primary duty is to monitor, investigate, and track these crimes in order to establish patterns of offenders. Coordination with Special Operations as well as detectives aided in continued enforcement operations aimed at reducing the number of quality of life issues (prostitution, loitering, etc.), target areas conducive to violent crimes, and theft of/from vehicles throughout the city.

Program Broad Goals:

Conduct thorough and complete investigations in a timely manner with an emphasis of targeting repeat offenders in order to exceed Uniform Crime Report clearance rates. Utilize a multi-disciplinary approach to burglary and property crime investigation through intelligence, crime analysis, investigation and crime prevention, in an effort to increase the burglary and property crime clearance rates and obtain a reduction in these same crimes. Collaborate with other jurisdictions in a continuous effort to establish a pattern of criminal activity throughout the metro area, thereby compelling the courts to impose stricter sentences. Continue to work with multi-jurisdictions, specifically the Marshal's Office, to reduce property crimes by apprehending multi-jurisdictional offenders, targeting burglars and car thieves. Following apprehension, collaborate with the Fulton and Clayton County District Attorney's Offices to ensure appropriate attention is given to repeat offenders and to influence the participation of Court Watch during scheduled court hearings.

Program Objectives:

Exceed the Uniform Crime Report clearance rate for homicide, aggravated assault and robbery. Identify violent crime and property crime trends and concentrate investigative efforts on dangerous repeat offenders and distribute information in a timely manner. Increase the clearance rate in burglary and theft cases by proactively and aggressively investigating crimes, crime trends and repeat offenders with a goal of burglary and theft reduction.

**CITY OF COLLEGE PARK, GEORGIA
FISCAL YEAR 2023 BUDGET**

Performance Measures

Program / Service Outputs: (goods, services, units produced)

Actual:	2020	2021
# of property crimes	1473	1357
# of violent crimes	540	561
Case clearance rate:	42%	49%

Program / Service Outcomes: (based on program objectives)

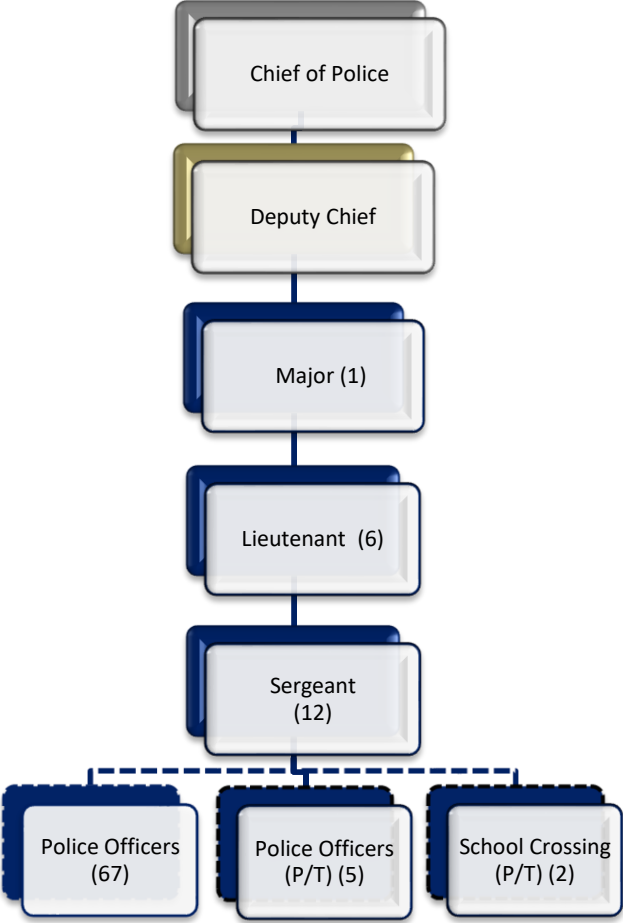
FY 22/23

Achieve a higher than 26% clearance rate (national average) for property crimes and violent crimes combined. This goal exceeds the national average. Our overall crime clearance rate is at 49%.

Prior Year Highlights

- The number of motor vehicle related thefts was decreased from 598 the previous year to 484 (a 19% decrease) throughout the city, due to both aggressive patrol efforts and aggressive investigations.
- There was an 80% clearance rate for homicides reported for 2021.
- Aggressive investigations and intelligence information sharing between ourselves and other jurisdictions in our area has resulted in the identification and arrests of several multi-jurisdictional offenders for property crimes, most specifically motor vehicle theft and illegal business practices.

Police Patrol Organizational Chart



CITY OF COLLEGE PARK, GEORGIA
FISCAL YEAR 2023 BUDGET

	<u>2020 Actual</u>	<u>2021 Actual</u>	<u>2022 Amended</u>	<u>2023 Adopted</u>	<u>% Change 2022 to 2023</u>
Police Patrol					
Expenditures					
Personnel Services	\$5,042,765	\$4,303,441	\$2,535,387	\$5,365,407	53%
Employee Benefits	1,883,285	1,462,219	1,745,546	1,952,559	11%
Communications & Util	152,227	128,768	117,020	149,837	22%
Repair & Maintenance	326,021	242,676	301,699	322,935	7%
Building Maintenance	5,690	-	-	-	0%
Training & Education	12,350	1,137	24,555	18,975	-29%
Other Services & Charges	174,155	385,672	1,005,766	343,373	-193%
Materials & Supplies	340,955	193,526	262,906	239,950	-10%
Capital Outlay	9,900	279,107	1,608,988	-	0%
Debt Service	172,561	172,561	177,361	172,563	-3%
Police Patrol Expenditure Total	\$8,119,910	\$7,169,106	\$7,779,228	\$8,565,599	9%

Police Patrol Personnel

Full Time Positions:	<u>2020 Actual</u>	<u>2021 Actual</u>	<u>2022 Amended</u>	<u>2023 Adopted</u>
Major	2	2	2	2
Lieutenant	6	6	6	6
Sergeant	12	12	12	12
Police Officer	67	67	67	67
Code Enforcement	3	3	0	0
Part Time Positions:				
Police Officer	5	5	5	5
School Crossing Guard	2	2	2	2
Total Personnel:	97	97	94	94

CITY OF COLLEGE PARK, GEORGIA
FISCAL YEAR 2023 BUDGET

PROGRAM NAME: POLICE PATROL

Program Description:

The Uniform Patrol Division consists of four Patrol shifts, whose primary responsibility is to deter crime by enforcing state law and city ordinances while responding to calls for service; Traffic, who investigate serious motor vehicle accidents and conduct enforcement of traffic laws; Special Operations, which conducts crime suppression as well as narcotics investigations; and Community Oriented Policing, who act as a liaison between the Police Department and the community.

Trends:

Retaining the open lines of communication with the community remains vital to our public safety mission. Identify and implement strategies, initiatives and staffing needs assessments to ensure the department continues to meet service demands during economic and pandemic challenges. Continuing to improve the quality of training our personnel receives; we will be better equipped to meet the ever-evolving demand for police accountability and transparency.

Program Broad Goals:

Coordinate the structure of the Police Department for effective and timely services to the community and unity of command. Create positive community partnerships and enhance quality communication with our citizens. In order to continue providing quality law enforcement services to the City of College Park and in order to enhance our services and mitigate concerns of liability claims, annual in-service training is conducted. This training focuses on subjects such as high liability topics such as The Use of Force, Sexual Harassment, and Pursuits. In addition, Criminal Procedure, Legal Updates, Search and Seizure, as well as others are covered. Our department continues to host/attend FBI LEEDA supervisory courses, which focuses on law enforcement leadership.

Program Objectives:

It is the primary objective of the Patrol Division to deter criminal activity throughout the City of College Park. The Patrol Division responds to calls for service, enforces traffic laws, and works diligently to identify persons attempting to commit offences. Through aggressive narcotics investigations, specific directed patrols, and strategic deployment of personnel to hot spot areas, we look to improve upon our accomplishments of years past.

Performance Measures

Program / Service Outputs: (goods, services, units produced)

# of criminal cases charged	Actual: 2021/22 6,076
-----------------------------	---------------------------------

**CITY OF COLLEGE PARK, GEORGIA
FISCAL YEAR 2023 BUDGET**

Program / Service Outcomes: (based on program objectives)

# of custodial arrests	Actual: 2021/22 2,360
Ensure College Park Uniform Crime Report, Group A crimes are well below (40%) East Point's crime numbers.	East Point 5,190
	College Park 3,117

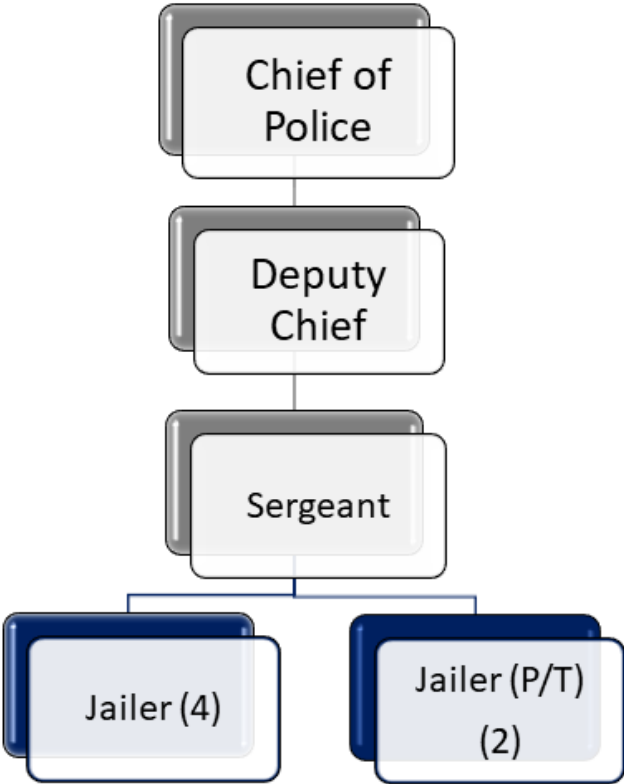
Prior Year Highlights

- During 2021, there was a 3% increase in crime as compared to the prior year, though property crimes decreased by 12%.
- During our in-service training period we continued to ensure that all personnel received the training mandated. With us having several instructors within the department, several assisted in the training as well as utilizing online courses hosted by the Georgia Public Safety Training Center. As a result, personnel were exposed to a wide range of knowledge and experiences. Personnel have also begun to attend training outside of the traditional venues.

Goals

- To continue with the trend of reducing criminal activity, we have set a goal of achieving a 5% reduction in crime for 2022. We will accomplish this by continuing to employ strategies that have proven successful in the past, as well as identify new ones. We will also increase our education efforts of the citizenry, to better insulate them against being victimized.
- The Department is working to leverage technology, via installation of fixed license plate readers throughout the city in hot spots and city gateways, as well as acquisition of new plate readers for vehicles as part of the Axon enterprise package.
- We will continue our efforts to better train personnel through encouraged reading, on-line courses, and traditional classroom instruction. We will also identify line level personnel who have demonstrated a desire to advance and proven history of exemplary performance. These individuals will be selected for specialized training in an effort to better prepare them for future leadership roles with our agency. Emphasis on leadership training for Supervisors will continue, utilizing the resources of FBI LEEDA courses as well as Supervision and Management programs through the Georgia Public Safety Training Center.
- Continuing to fuse crime reporting and analysis with complaints from citizens for traffic and quality of life complaints in order to provide a holistic response to the needs of citizens.

Police Corrections Organizational Chart



CITY OF COLLEGE PARK, GEORGIA
FISCAL YEAR 2023 BUDGET

	2020 Actual	2021 Actual	2022 Amended	2023 Adopted	% Change 2022 to 2023
Police Correction					
Expenditures					
Personnel Services	\$169,319	\$157,597	\$162,449	\$189,904	14%
Employee Benefits	73,550	73,504	68,850	75,226	8%
Repair & Maintenance	2,387	7,799	6,051	6,051	0%
Training & Education	79	-	-	-	0%
Other Services & Charges	189,952	151,899	217,237	217,517	0%
Materials & Supplies	5,277	5,852	15,100	11,100	-36%
Cost of Sales	37	1,363	700	700	0%
Police Correction Expenditure To	\$440,601	\$398,014	\$470,387	\$500,498	6%

Police Correction Personnel

	2020 Actual	2021 Actual	2022 Amended	2023 Adopted
Full Time Positions:				
Jailer	4	4	4	4
Part Time Positions:				
Jailer	2	2	2	2
Total Personnel:	6	6	6	6

**CITY OF COLLEGE PARK, GEORGIA
FISCAL YEAR 2023 BUDGET**

PROGRAM NAME: CORRECTIONS - 3400

Program Description:

The Corrections Program provides short-term holding for persons arrested by College Park police officers, prisoner transportation coordination between our jail, the county jails (both Fulton and Clayton) and City Court, and fingerprinting services for City Court and the public.

Trends:

Detention continues to be a large volume in the number of bookings, which drives workload activities. The unit is also experiencing more hearings in which our prisoners housed at the East Point city jail have to be brought back to City Court. Current costs are \$65 a day per inmate to house at the East Point city jail.

Program Broad Goals:

Provide quality care, custody and control of detainees in a safe environment. We will continue to provide prisoner transportation between East Point city jail, County jails, and City Court, with current law enforcement personnel. Part time jailers will provide prisoner transportation for Special Operations and The Patrol Division conducting investigations where large numbers of arrests will be anticipated. We will also be able to handle the increased court cases by utilizing part time jailers to assist with the managing of the inmates.

Program Objectives:

Respond to increased number of prisoner bookings and ensure proper identification and compliance with ongoing training on the fingerprinting system (Live Scan) for all detention officers. Keep Patrol officers on the streets by using part time detention personnel to assist with the processing of inmates during court days and night time special operations. Inmate property will be maintained and released back to them or their designee within 30 days of release from incarceration. Items that inmates fail to reclaim after the 30 days will be either disposed of by destruction or donated to charitable organizations for use, such as clothing and electronic items, particularly cell phones and their accessories.

Performance Measures

Program / Service Outputs: (goods, services, units produced)

	Actual:	21/22
# of bookings performed fiscal year to date		1,864
# of prisoner transports completed fiscal year to date		942

Program / Service Outcomes: (based on program objectives)

	Estimated:	22/23
Continue to reduce prisoner processing time.		30%

CITY OF COLLEGE PARK, GEORGIA
FISCAL YEAR 2023 BUDGET

Prior Year Highlights

The Corrections Division has continued to meet the required guidelines for the State Certification.

Data collection and the efficiency of booking procedures for inmates have improved.

Each jailer was issued a puncture resistant safety vest for improved officer protection.

Each jailer is equipped with a Taser for defense purposes with violent arrestees.

Goals

Continue to decrease the booking time for inmates processed into our facility.

Fire Administration Organizational Chart



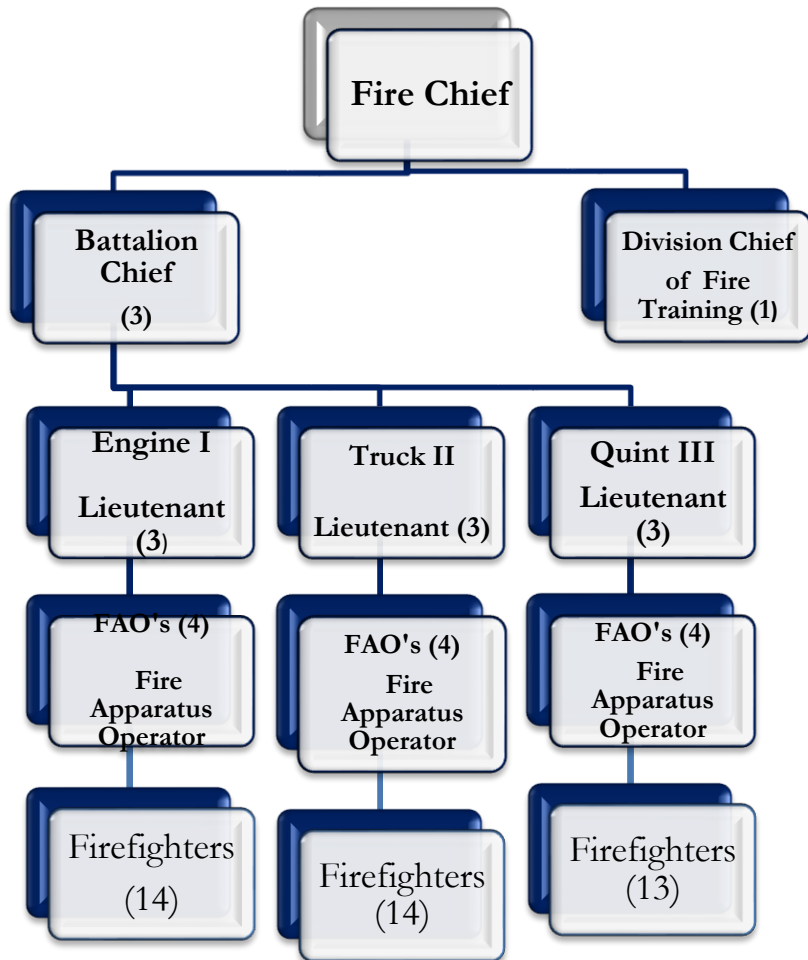
CITY OF COLLEGE PARK, GEORGIA
FISCAL YEAR 2023 BUDGET

	2020 Actual	2021 Actual	2022 Amended	2023 Adopted	% Change 2022 to 2023
Fire Administration					
Expenditures					
Personnel Services	\$304,015	\$283,539	\$335,606	\$379,655	12%
Employee Benefits	104,424	105,074	133,334	149,014	11%
New Personnel	-	-	-	107,711	100%
Communication & Util	78,889	116,055	70,702	132,282	47%
Repair & Maintenance	29,011	36,823	27,053	28,218	4%
Building Maintenance	40,641	82,450	23,500	25,000	6%
Training & Education	13,800	3,145	6,932	19,107	64%
Other Services & Charges	28,314	36,157	30,872	40,791	24%
Materials & Supplies	18,428	22,926	5,000	14,500	66%
Cost of Sales	2,232	3,968	-	4,000	100%
Capital Outlay	33,991	-	194,000	-	0%
Fire Admin Expenditure Total	\$653,745	\$690,138	\$826,999	\$900,278	8%

Fire Administration Personnel

Full Time Positions:	2020 Actual	2021 Actual	2022 Amended	2023 Adopted
Fire Chief	1	1	1	1
Deputy Fire Chief	0	0	0	1
Administrative Assistant	1	1	1	1
Fire Marshal/Division Chief	1	1	1	1
Administrative Coordinator	1	1	1	1
Fire Inspector/Investigator	0	0	1	1
Part Time Positions:				
Records Clerk	1	0	0	0
Custodian	1	1	1	1
Total Personnel :	6	5	6	7

Fire Suppression Organizational Chart



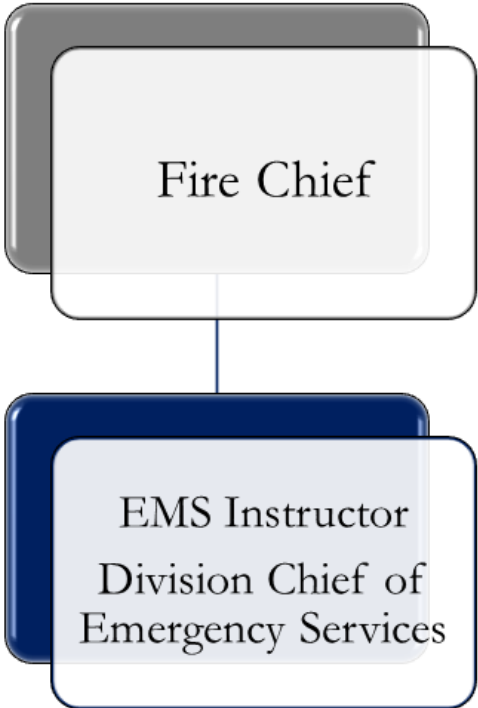
CITY OF COLLEGE PARK, GEORGIA
FISCAL YEAR 2023 BUDGET

	2020 Actual	2021 Actual	2022 Amended	2023 Adopted	% Change 2022 to 2023
Fire Suppression					
Expenditures					
Personnel Services	\$3,553,308	\$3,360,638	\$2,815,410	\$4,392,657	36%
Employee Benefits	1,443,841	1,341,444	1,441,168	1,713,008	16%
Communication & Util	67,036	71,734	92,867	79,321	-17%
Repair & Maintenance	125,494	137,985	165,171	114,524	-44%
Building Maintenance	-	445	3,970	-	0%
Training & Education	11,424	3,750	7,190	8,900	19%
Other Services & Charges	146,385	147,911	192,245	196,688	2%
Materials & Supplies	138,511	116,309	140,700	166,590	16%
Cost of Sales	1,882	2,257	1,890	2,856	34%
Capital Outlay	756,002	-	1,634,580	-	0%
Debt Services	315,053	315,053	315,053	315,539	0%
Fire Suppression Total	\$6,558,937	\$5,497,526	\$6,810,244	\$6,990,083	3%

Fire Suppression Personnel

Full Time Positions:	2020 Actual	2021 Actual	2022 Amended	2023 Adopted
Battalion Chief	3	3	3	3
Division Chief of Fire Training	1	1	1	1
Lieutenant	9	9	9	9
FAO	12	12	12	12
Firefighter	42	42	41	41
Total Personnel:	67	67	66	66

Emergency Medical Services Organizational Services



CITY OF COLLEGE PARK, GEORGIA
FISCAL YEAR 2023 BUDGET

	2020 Actual	2021 Actual	2022 Amended	2023 Adopted	% Change 2022 to 2023
Fire EMS					
Expenditures					
Personnel Services	\$72,074	\$74,205	\$73,346	\$76,832	5%
Employee Benefits	35,796	31,155	33,392	33,233	0%
Communication & Util	2,615	-	-	-	0%
Repair & Maintenance	18,661	15,292	16,015	51,041	69%
Training & Education	46,125	14,759	8,000	18,100	56%
Other Services & Charges	40,671	32,711	32,827	29,992	-9%
Material & Supplies	58,007	30,399	39,000	39,000	0%
Capital Outlay	-	27,213	536,000	-	0%
Fire EMS Expenditure Total	\$273,950	\$225,735	\$738,580	\$248,198	-198%

Fire Emergency Medical Service Personnel

Full Time Positions:	2020 Actual	2021 Actual	2022 Amended	2023 Adopted
Division Chief of EMS	1	1	1	1
Total Personnel:	1	1	1	1

CITY OF COLLEGE PARK, GEORGIA
FISCAL YEAR 2023 BUDGET

Fire Department

Program Description:

The purpose of the College Park Fire Rescue Department is to act to protect all property within the city from fire and other hazards. Also, we provide pre-hospital emergency medical care to citizens from threats of health and sudden medical crises including natural or man-made disasters.

The primary goal of the Fire Department is to provide fire protection and rescue services through a range of programs designed to protect the lives and property of the citizens from the adverse effects of fire, sudden medical emergencies, or exposure to dangerous conditions created by man or nature; second to those Municipalities requiring assistance through authorized mutual aid agreements.

College Park Fire Rescue consists of three (3) primary service areas: Fire Administration, Fire Suppression and Emergency Medical Services.

Trends

The overall mission of the fire service is to protect life, property, and natural resources from fire and other emergencies. With increasing demands, the fire service must utilize the best tools, techniques, and training methods to meet the expectations of our residents, businesses and visitors. Risk assessment, Emergency management preparedness, and mitigation are primary issues challenging today's fire and emergency service departments. Timely and effective emergency response cannot be achieved without adequate planning and preparedness. Last year, when COVID-19 pandemic struck, the fire service had to change the way we respond to calls and protect ourselves.

Program Broad Goals

Office of the Fire Chief/Administration

Goals:

- Reduce the incidence of injury, loss of life, and property damage by providing public education programs, fire cause investigation, and prevention services to secure public safety and code compliance.
- Develop a fleet replacement plan.
- Review the current fleet maintenance plan for improvement.
- The fire chief, or designee, will analyze the results to determine budgetary needs.
- Be responsive to local and global economics so that our service model reflects the needs of the community we serve and the changing technologies that influence cost effective delivery of services to recognized standards.
- Provide a timely response for all services through properly equipped, trained, skilled, and efficient firefighters.

CITY OF COLLEGE PARK, GEORGIA
FISCAL YEAR 2023 BUDGET

- Identify and review the Fire Department requirements of the Municipality
- Provide an administrative process consistent with the needs of the Department
- Ensure that firefighting equipment and operating personnel are available within the Municipality to provide adequate response to a citizen's call within a reasonable length of time.
- Provide departmental training, to an accepted standard, which will ensure the continuous up-grading of all personnel in the latest technique of fire prevention,
- Increase the fire department staffing that will allow us to become compliant with the National Fire Protection Agency 1710 (NFPA) standards when responding to structure fires.

Objectives:

1. Request the reinstatement of the position of Deputy Fire Chief. Identify the responsibility and provide support as needed.
2. Provide a maintenance program to ensure all fire protection apparatus, involving all equipment, is ready to respond to emergency calls.
3. Provide an effective Fire Prevention Program to:
4. Ensure, through plan examination and inspection, that required fire protective equipment is installed and maintained within buildings
5. Develop and maintain an effective public information system and educational program, with particular emphasis on school fire safety programs, and commercial and institutional staff training.
6. Develop and maintain a good working relationship with all Federal, Provincial and Municipal departments, utilities, and agencies, related to the protection of life and property.

Performance Measures

1. Develop Joint training exercises with our mutual aid and automatic partners.
2. Maintain accurate data that captures the time of call and time of dispatch for every incident 90% of the time.
3. Rotate personnel to various shifts that will includes all company officers. This will allow personnel to work with all members of the department.
4. Provide CPR training to our citizens and employees.

**CITY OF COLLEGE PARK, GEORGIA
FISCAL YEAR 2023 BUDGET**

1. Conduct and evaluate one Active Shooter tabletop exercise.

Fire Suppression

Goal

1. All truck and engine companies will be staffed with a minimum of four personnel per apparatus to initiate the critical tasks that are outlined in the City of College Parks Standards of Response.
2. Place an additional fire engine company in service to meet the 911 emergence demands.

Objectives

1. Comply with the NFPA 1710 and Standards Operating Procedures.

Performance Measures

1. Explore the cost impact and evaluate the efficacy of the following for potential submission in future budgets: increase the minimum number of on-duty firefighters per shift (work towards NFPA 1710 standards).
2. All EMS incidents will have a minimum of 2 personnel on scene 100% of the time

All structural firefighting operations will have a minimum of 20 personnel on scene 100% of the time

Emergency Medical Services (EMS)

Goals

Develop a stronger partnership between EMS agencies and other health organization within the community and EMS region. Promote, encourage, and facilitate EMS research with the region to examine a variety of approaches to patient care and treatment and to evaluate the effectiveness of each in reducing death and disabilities.

Improve emergency medical services in our community by providing community education programs that target frequently experienced call types in previous years data by partnering with local health care professionals and organizations to develop effective long and short-term goals.

1. Increase health awareness in the community in the wake of the COVID19 pandemic through virtual educational programs.
2. Implement Community Para-medicine Program
3. Refresh the city's AED awareness program
4. Continue employee CPR/AED training program via virtual sources
5. Increase Operational involvement in departmental programs

**CITY OF COLLEGE PARK, GEORGIA
FISCAL YEAR 2023 BUDGET**

Performance Measures

- Provide emergency medical service, including automatic external defibrillator capability at a minimum, for all calls requiring emergency medical assistance as dictated by the Standards of Response Coverage and College Park Fire Rescue Operating Standards.
- Continue to offer CPR training to all citizens and businesses in the City of College Park via virtual sources
- Promote community involvement by promoting consistent educational programs.
- Re-structure the emergency response plans to reflect the current environment of COVID19.

Prior Year Highlights

THREE YEAR HISTORY OF EMS TRAINING HOURS

	2019	2020	2021
EMS*	3612	3708	4701

**EMS training hour fluctuations were caused by the CORONAVIRUS PANDEMIC.*

THREE YEAR HISTORY OF FIRE TRAINING HOURS

Year	2019	2020	2021
Fire Training	11,125 hours	6204 hours	923

**Fire training hour fluctuations were caused by the CORONAVIRUS PANDEMIC*

Training and Support Services

Goal:

Program Objectives:

1. Assure all member certifications are maintained.
2. Address the shortage of members trained to drive and operate department vehicles.
3. Increase safety and become more efficient on mutual aid responses.
4. Provide a more established career path for new members. Encourage and inspire written goals from our newer members, and document achievements.
5. Increase our fire ground effectiveness with training in live fire drills and realistic training.
6. Provide resources for company officers to conduct in-service training.
7. Amend training curriculum to address the Insurance Services Office (ISO) requirements for a Class I fire department.

**CITY OF COLLEGE PARK, GEORGIA
FISCAL YEAR 2023 BUDGET**

Performance Measures:

1. Training Division will provide a minimum of 16 hours of monthly training.
2. Conduct two Aerial Apparatus Operator Course, one Pumping Apparatus Course, and one General Emergency Vehicle Operators Course.
3. Provide command level training with neighboring departments.
4. Conduct career path related classes one time per year.
5. Provide a four-hour block of live fire training to all members in the spring of 2022.
6. Develop short (1 hour) training classes that can be delivered at the beginning of each shift.
7. Ensure that all company officers understand ISO requirements, and that training is documented correctly.

CPFR THREE YEAR CALL HISTORY

	2019	2020	2021
Fire Calls	1467	1489	1403
EMS Calls	6309	6715	5849
Total Calls	7776	8204	7252

Fire Marshal/Community Risk Reduction

Goal:

The goal of the Fire Marshal’s Office (FMO) is to provide the highest degree of education to our residents and visitors through different methods. We will then use documentation of incidents data and occupancy inspections to determine if the education type or program is working effectively. In some situations, a new strategy may be appropriate, and in some fines could be necessary.

Being an involved, influencing and teaching school age children has proven to be most effective. We hope to increase the partnership with our area schools in 2022.

Objectives:

1. Establish a pool of part-time inspectors, educators, and investigators. These inspectors will be used at different times throughout the year to perform inspections of our identified target hazards.
2. Continue to improve upon and better coordinate our virtual inspections and public education using platforms like Zoom, GoToMeetings, and even Facetime.
3. Continue to improve the relationship among public safety and code enforcement. Identify ways to demonstrate to the public fire and police are all working together to help keep them safe.
4. Establish a method for collecting and tracking money generated by inspections, plan review, fines, and other fire recovery services.

CITY OF COLLEGE PARK, GEORGIA
FISCAL YEAR 2023 BUDGET

5. Grow our Car Safety Seat Program and establish safe and efficient guidelines for citizens to make a request and have a car seat installed.
6. Fire, Police, and Code Enforcement will develop a program that requires apartment residences be maintained to the highest possible standard. This program will inform residents of the lessor's responsibility to them, as the lessee. With this knowledge, and
7. multiple ways to contact city leaders should this be violated, decreasing the chances of apartment fires.
8. Increase education and Code Enforcement of Hotel Properties.
9. Fire, Police, and Code Enforcement will develop a program that requires apartment residences be maintained to the highest possible standard.

Performance Measures:

1. Hire and train a fire inspector/educator/investigator to assist in the duties of the Fire Marshal. Train two part-time inspectors.
2. Develop public educational programs that are more appropriate for distance learning, and that do not rely solely on face-to-face interaction.
3. Conduct a minimum of one Community Public Safety Academy.
4. Increase the database of occupancy fire safety compliance records through an online document management system. All target hazards will report compliance of the buildings fire safety systems yearly. Yearly fire inspections will be performed on all buildings with an occupancy of 50 or more people.
5. Conduct fire inspections of our high occupancy buildings biannually, with one being from the fire marshal's office, and one at a company level.
6. Research, design and implement a system for requiring accurate advertising information by hotels inside the city. Establish a city-wide grading system for hotels.
7. Documented biannual inspections of all apartment communities. Increase education and awareness in apartment complexes.
8. Conduct two car seat clinics, and two bicycle safety clinics.

CITY OF COLLEGE PARK, GEORGIA
FISCAL YEAR 2023 BUDGET

Program/Service Output:

FIRE AND LIFE SAFETY ACTIVITIES

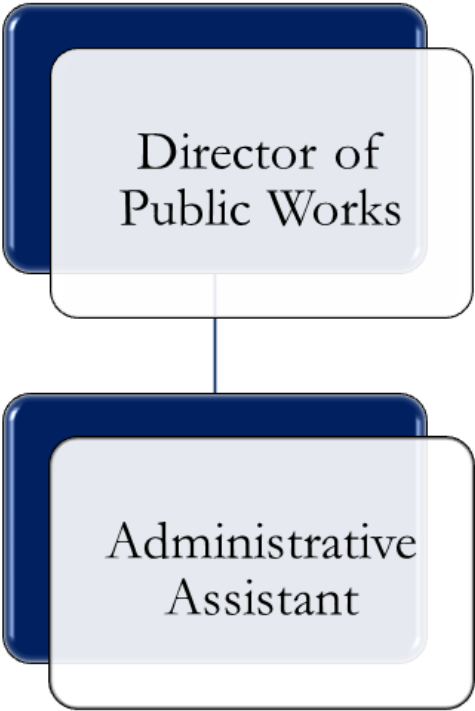
Investigations & Inspections 2019-2021	2019	2020	2021
Investigations (Fire & Code Enforcement)	126	686	163
Inspections (New & Existing Structures)	605	318	275

Plan Reviews 2018-2020	2019	2020	2021
New Construction, ADA Life Safety Codes, etc.	225	312	163

Public Education /Fire Safety Education 2018-2020	2019	2020	2021
Community Presentations, Schools, Fire Prevention Week	68	22	28

Arrests 2018-2020	2019	2020	2021
Arrests (charges) resulting from arson fires, code violations	12	2	3

Public Works Administration Organizational Chart



CITY OF COLLEGE PARK, GEORGIA
FISCAL YEAR 2023 BUDGET

	2020 Actual	2021 Actual	2022 Amended	2023 Adopted	% Change 2022 to 2023
Public Works Admin.					
Expenditures					
Personnel Services	\$35,893	\$34,927	\$45,181	\$42,352	-7%
Employee Benefits	13,023	9,444	9,702	11,068	12%
Communication & Util	1,990	2,992	8,320	4,699	-77%
Repair & Maintenance	4,827	5,502	7,125	7,295	2%
Training & Education	1,419	115	1,950	1,950	0%
Other Services & Charges	15,238	7,558	3,599	14,134	75%
Materials & Supplies	560	499	3,680	1,950	-89%
Public Works Expenditure Total	\$72,949	\$61,038	\$79,557	\$83,448	5%

Full Time Positions:	2020 Actual	2021 Actual	2022 Amended	2023 Adopted
Director of Public Works	1	1	1	1
Administrative Assistant	1	1	1	1
Total Personnel :	2	2	2	2

CITY OF COLLEGE PARK, GEORGIA
FISCAL YEAR 2023 BUDGET

Public Works / Administration

Program Description:

The Public Works Administration program manages Public Works operational, budget, and financial activities. It also provides leadership, direction, and customer service support for all Divisions in Public Works. The Administration program coordinates all staffing requests, department contracts, Intergovernmental Agreements (IGA), policies, Standard Operating Procedures (SOP), and long- and short-term Capital Improvement Projects (CIP).

Trends:

The Department of Public Works administrative office provides leadership and administrative support for seven (7) very diverse Divisions. Continued challenges for the Department are limited funding and decrease in personnel. To meet these challenges, the Department is adapting new policies and procedures in improving services with limited resources.

Program Broad Goals:

Provide leadership and management to ensure the most effective delivery of services by each Division within the Department in support of the City Council's goals. Closely manage the Divisional operating budget to ensure fiscal responsibility. This consists of Monitor Solid Waste, Water & Sewer, Storm Water Utility Enterprise funds and general funded Highways & Streets, Buildings & Grounds and Parks to ensure sufficient long-term funding of the Department's services to meet the needs of the community. Coordinate strategic planning and implementation of Departmental Capital Improvement Projects.

Program 22/23 Objectives:

Provide necessary resources to the Departments for efficient delivery of service. Coordinate preparation and implementation of the Department's budgets. Closely monitor Division's monthly expenditures/revenues. Coordinate Department's Capital Improvement Projects and contract execution. Coordinate the function of all deliverable services provided by each Division.

Performance Measures

Program/Service Outputs: (goods, services, units produced)

Estimated 22/23

Provide leadership and support to the community and address all concerns within a 24-hour period or less.

100%

Program/Service Outcomes: (based on program objectives)

Estimated 22/23

Coordinate strategic planning and implement Departmental

Capital Improvement Projects (CIP)

100%

**CITY OF COLLEGE PARK, GEORGIA
FISCAL YEAR 2023 BUDGET**

Performance Measures

Program/Service Outputs: (goods, services, units produced)

Actual 21/22

Provide leadership and support to the community and address all concerns within a 24-hour period or less.

100%

Program/Service Outcomes: (based on program objectives)

Actual 21/22

Coordinate strategic planning and implement Departmental Capital Improvement Projects (CIP)

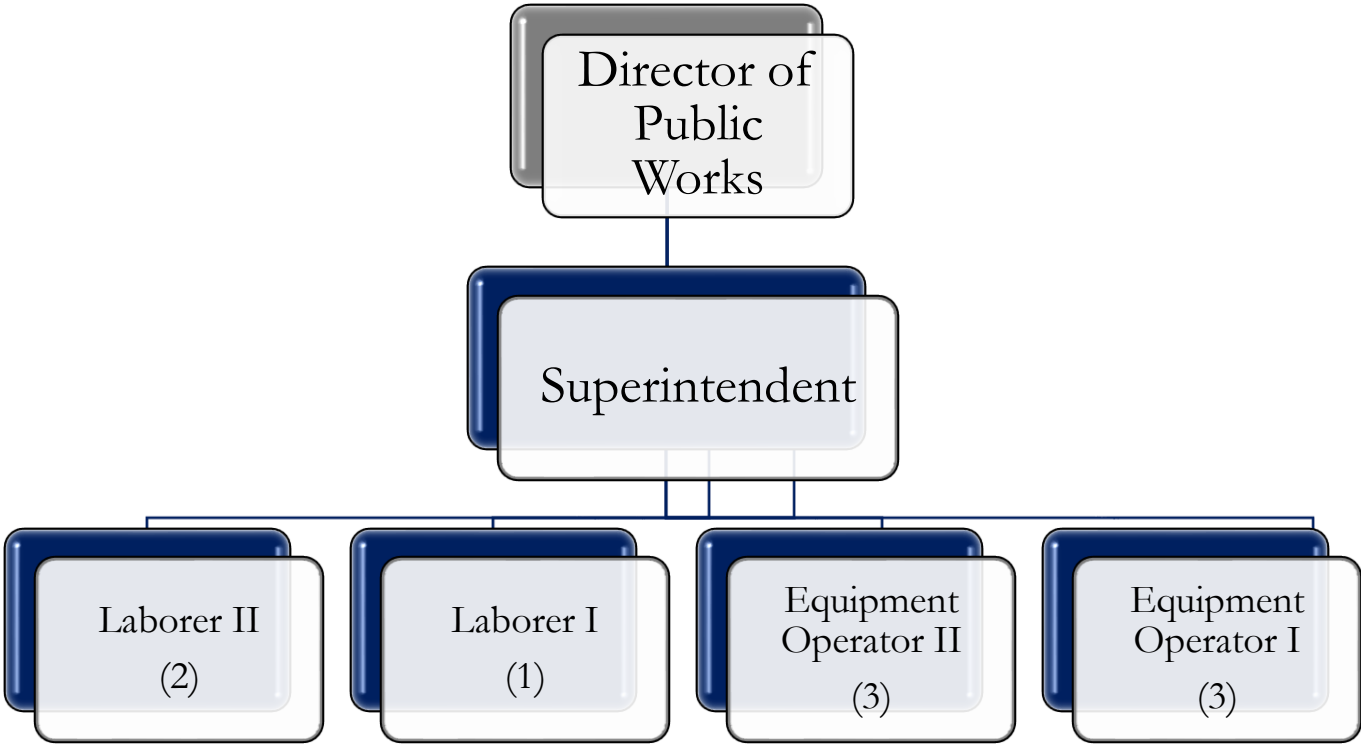
100%

Prior Year Highlights:

- Applied for and received \$167,170.52 in grant funding through the Georgia Department of Transportation Local Maintenance Improvement Grant to resurface various streets in the City.
- Participated in the Atlanta Aerotropolis Community Improvement District Regional Litter Control Enforcement Workshop.
- Completed the City annual MS4 Regulatory Report and Storm Water Management Program for submittal to the Georgia’s Environmental Protection Division for 2019, 2020 and 2021.
- Completed 2019 and 2020 Consumer Confidence Water Quality Regulatory Report.
- Completed Metropolitan North and Georgia Water Planning District Water Resource Management Plan Audit.
- Completed Regulation Storm Water Management Program.
- Completed grant funding opportunities for Water & Sewer infrastructure.
- Completed establishment of “Keep College Park Beautiful” commission and ordinance.
- Completed USEPA Water Sense application to establish the City as a recognized partner.
- Completed vehicle GPS Monitoring Program
- Completed Georgia Environmental Protection Division Compliance Inspection Audit
- Participated in the City of College Park Mitigation Plan update.
- Participated in Strategic Planning Committee in order to improve City services and community participation in the vision and mission of the City.
- Conducted monthly department wide meetings and awarded employees of the month in each division.
- Provided employees with the appropriate COVID-19 Personal Protective Equipment needed to continue City services during pandemic.
- Completed the annual contract for solid waste disposal.
- Began written program to develop Recycling Curbside Program

Highways and Streets

Department Organizational Chart



**CITY OF COLLEGE PARK, GEORGIA
FISCAL YEAR 2023 BUDGET**

	2020 Actual	2021 Actual	2022 Amended	2023 Adopted	% Change 2022 to 2023
Highway & Street					
Expenditures	\$295,420	\$281,697	\$341,869	\$426,085	20%
Personnel Services	150,244	131,848	149,784	185,585	19%
Employee Benefits	24,232	18,573	31,000	15,228	-104%
Communication & Util	287,482	150,948	299,911	196,365	-17%
Repair & Maintenance	-	-	-	1,000	100%
Training & Education	-	-	-	1,000	100%
Other Services & Charges	43,297	58,086	87,237	37,449	-133%
Materials & Supplies	42,859	27,005	32,600	28,100	-16%
Capital Outlay	-	-	234,275	-	0%
Highway & Street Expenditures Total	\$843,534	\$668,157	\$1,176,676	\$889,812	-24%

Public Works Highway & Street

Full Time Positions:	2020 Actual	2021 Actual	2022 Amended	2023 Adopted
Superintendent	1	1	1	1
Equipment Operator II	3	3	3	3
Equipment Operator I	3	3	3	3
Laborer II	2	2	2	2
Laborer I	1	1	1	1
Total Personnel:	10	10	10	10

CITY OF COLLEGE PARK, GEORGIA
FISCAL YEAR 2023 BUDGET

Program Name:

Highways & Streets Asphalt Operations

Program Description:

The Highways & Streets Asphalt (Street Maintenance and Repair) Program is responsible for responding to the public, the Public Works Director, City Council, the Mayor, and all internal and external customers regarding complaints or concerns about problems or deficiencies relative to the prospective program. The Street Asphalt Program protects and maintains the expected service life of an asphalt street by providing asphalt and concrete street maintenance and repair, street resurfacing, street patching of potholes, asphalt street overlaying for deficiencies on all city streets and roadways and repairing utility cuts as reported by the Water/ Sewer Resource. A significant portion of this work is accomplished in support of Water/ Sewer Resource activities that impact street pavement and concrete. The program daily targets street deficiencies such as potholes, cave-ins, and depressions that are caused by street failure. The program also performs pre and post inspections for the LMIG (Local Maintenance and Improvement Grant Program) and execute the 2020-2021 LMIG schedules in accordance with State Contract.

Trends:

The General workload is increasing due to the number of asphalt road deficiencies within the city. Citizen's service requests are also increasing due to the number of road deficiencies. As a result of an increase in service, more money will be spent on material for repairs.

Program Broad Goals:

Implement and maintain a preventive maintenance program that adequately protects the pavement asset through an aggressive pro-active approach for repair and maintenance on all existing and new road surfaces.

Program 22/23 Objectives:

Protect and maintain the expected service life of the City's asphalt streets and pavement through an aggressive preventive maintenance program.

Performance Measures

Program/Service Outputs: (goods, services, units produced)

Estimated 22/23

98%

1. Respond to 98% of requests and/ or complaints for pothole repairs, cave-ins and road depressions after they are reported within 24 hours.
2. Respond to 98% of utility cut repairs after they are reported from internal and/ or external sources within one (1) week of the report.

**CITY OF COLLEGE PARK, GEORGIA
FISCAL YEAR 2023 BUDGET**

Program/Service Outcomes: (based on program objectives)

**Estimated 22/23
98%**

- Address 98% of requests and/ or complaints for pothole repairs, cave-ins and road depressions after they are reported within 24 hours.
- Address 98% of utility cut repairs after they are reported from internal and/ or external sources within one (1) week of the report.

Performance Measures

Program/Service Outputs: (goods, services, units produced)

**Actual 21/22
98%**

- Respond to 98% of requests and /or complaints for pothole repairs, cave -ins and road depressions after they are reported within 24 hours.
- Responded to 98% of utility cut repairs after they are reported from internal and external sources within one (1) week of report.

Program/Service Outcomes: (based on program objectives)

**Actual 21/22
98%**

- Restore 98% of requests and /or complaints for pothole repairs, cave –ins and road depressions that were reported within 24 hours.
- Restore 98% of utility cut repairs that were reported from internal and external sources within one (1) week of report.

Prior Year Highlights:

- Resurfaced Oxford Walk Subdivision
- Resurfaced Colonial Drive from Herschel Road to Dead-end
- Resurfaced Walker Ave from College Street to Main Street
- Resurfaced Frontage Road from Potomac Drive to Camp Creek pkwy
- Resurfaced Hawthorne Ave from Eastmain Street to Madison Street
- Install fourteen Speed Humps citywide per Councilmen’s approval

- Patched an average of ten (10) potholes a month Citywide
- Restored an average of three (3) utility cuts and street deficiencies a month
- Responded to all citizens complaints / internal and external
- Cut down and removed a total of 4 dead trees citywide

CITY OF COLLEGE PARK, GEORGIA
FISCAL YEAR 2023 BUDGET

Program Name:

Highways & Streets Concrete Operations

Program Description:

The Highways & Streets Concrete (Sidewalks, Curbing and Driveway Apron Maintenance, Installation and Repair) Program is responsible for responding to the public, the Public Works Director, City Council, the Mayor, and all internal and external customers regarding complaints or concerns about problems or deficiencies in relative to the prospective program. The Street Concrete program protects and maintains the expected service life of all concrete structures by providing concrete sidewalk installation. repair and replacement, curbing installation. repair and replacement, driveway apron repair and replacement, ADA ramps installation. repair and replacement, and the construction, maintenance or repair of all brick or concrete structures as assigned. A significant portion of this work is accomplished in support of Water/ Sewer Resource activities that impact the concrete sidewalks, curbing and driveway aprons. The concrete program targets sidewalks and curbing deficiencies such as trip hazards, broken sidewalks, and broken curbing on a daily basis

Trends:

The General workload is increasing due to the age of existing sidewalks, tree root intrusion of sidewalks and the Preventive Maintenance Program for sidewalks, curbing and driveway aprons. Citizen's service requests are increasing due to the City's online website for reporting an issue, as a result an increase in service, and more money will be spent on material.

Program Broad Goals:

Implement and maintain a Preventive Maintenance Program that adequately protects the concrete assets through an aggressive pro-active approach for repair, maintenance and installation on all existing and new concrete sidewalks, curbing, driveway aprons and all brick or concrete structures as assigned.

Program 22/23 Objectives:

Protect and maintain the expected service life of the City's concrete assets such as pavement, sidewalks and curbing through an aggressive Preventive Maintenance Program.

Performance Measures

Program/Service Outputs: (goods, services, units produced)

Estimated 22/23
98%

3. Respond to 98% of requests or complaints for sidewalks, curbing and driveway apron deficiencies after they are reported within 24 hours.

**CITY OF COLLEGE PARK, GEORGIA
FISCAL YEAR 2023 BUDGET**

4. Respond to 98% of all complaints regarding brick or concrete structures as they relate to Highways & Streets within the City of College Park after they are reported from an internal or external source within one (2) weeks of the report.

Program/Service Outcomes: (based on program objectives)

**Estimated 22/23
100%**

- Address 98% of requests or complaints for sidewalks, curbing and driveway apron deficiencies after they are reported within 24 hours.
- Address 98% of all complaints regarding brick or concrete structures as they relate to Highways & Streets within the City of College Park after they are reported from an internal or external source within one (1) week of the report.

Performance Measures

Program/Service Outputs: (goods, services, units produced)

**Actual 21/22
98%**

- Respond to 98% of requests and /or complaints for sidewalks, curbing and driveway apron deficiencies after they are reported within 24 hours.
- Respond to 98% of all complaints regarding brick or concrete structures as they relate to Highways & Streets within the City of College Park after they are reported from an internal or external source within one (1) week of the report.

Program/Service Outcomes: (based on program objectives)

**Actual 21/22
98%**

- Restore 98% of requests and /or complaints for sidewalks, curbing and driveway apron deficiencies after they are reported within 24 hours.
- Restore 98% of all complaints regarding brick or concrete structures as they relate to Highways & Streets within the City of College Park after they are reported from an internal or external source within one (1) week of the report.

Prior Year Highlights:

- Replaced citizen's broken damage retaining wall on Rugby Ave; Approximately 125 feet of block wall.
- Installed 25 feet of sidewalk on Atlanta Street
- Repaired 75 feet of broken sidewalk on East Main Street in front of City Hall.
- Repaired 50 feet of broken sidewalk on Walker Ave.
- Repaired broken damage curbs and sidewalks citywide from utility cuts

CITY OF COLLEGE PARK, GEORGIA
FISCAL YEAR 2023 BUDGET

Program Name:

Highways & Streets Sign Shop Operations

Program Description:

The Highways & Streets Sign Shop Program is responsible for responding to the Public, the Public Works Director, City Council, the Mayor, and all internal and external customers regarding complaints or concerns about problems or deficiencies relative to the prospective program. The Streets Sign Shop Program repairs, installs and routinely inspects the City's traffic signs and roadway markings for maintenance. The sign shop is also responsible for maintaining the minimum standards of retro reflectivity which is required to maintain compliance with federal regulations. The sign shop also fabricates street signs, specialty signs and decals.

Trends:

The signs and markings inventory have been increasingly proportionating to the level of growth experienced by the City. As development occurs, lanes of roadway markings and additional signage are added to the inventory. New signs are being fabricated using higher grade sheeting material, which is more durable, lasting longer in the sunlight, and requires less maintenance. The life span of signs is increasing as this material is used exclusively. Crosswalk markings are lasting longer due to the use of new striping material. As a result, crosswalks may not have to be repainted on an annual basis.

Program Broad Goals:

Maintain, repair and install traffic control and street name signs on public roadways. Inspect all traffic signs annually to ensure compliance with federal regulations. Fabricate signs for new installations. Maintain the city's roadway striping, pavement messages, crosswalks, and parking stalls.

Program 22/23 Objectives:

Maintain the expected service life of the city's street signs and road markings.

Performance Measures

Program/Service Outputs: (goods, services, units produced)

**Estimated 22/23
98%**

5. Complete a comprehensive inventory of signs in the City, noting locations, type, and condition of each sign at least once per year
6. Address identified deficiencies for roadway striping's, crosswalks, stop bars and other signage within twenty-four (24) hours after it has been identified.
7. Maintain traffic signs to a minimum level of retro reflectivity which is required to maintain compliance with federal regulations annually.

**CITY OF COLLEGE PARK, GEORGIA
FISCAL YEAR 2023 BUDGET**

Program/Service Outcomes: (based on program objectives)

**Estimated 22/23
98%**

8. Complete a comprehensive inventory of signs in the City, noting locations, type, and condition of each sign at least once per year at 98%
9. Restore identified deficiencies for roadway striping, crosswalks, stop bars and other signage within five (5) days after it has been identified.
10. Maintain traffic signs to a minimum level of retro reflectivity which is required to maintain compliance with federal regulations annually at 98%

Performance Measures

Program/Service Outputs: (goods, services, units produced)

**Actual 21/22
98%**

11. Restore identified deficiencies for roadway striping, crosswalks, stop bars and other signage within five (5) days after it has been identified at 98%
 - Complete a comprehensive inventory of signs in the City, noting locations, type, and condition of each sign at least once per year at 98%
 - Maintain traffic signs to a minimum level of retro reflectivity which is required to maintain compliance with federal regulations annually at 98%

Program/Service Outcomes: (based on program objectives)

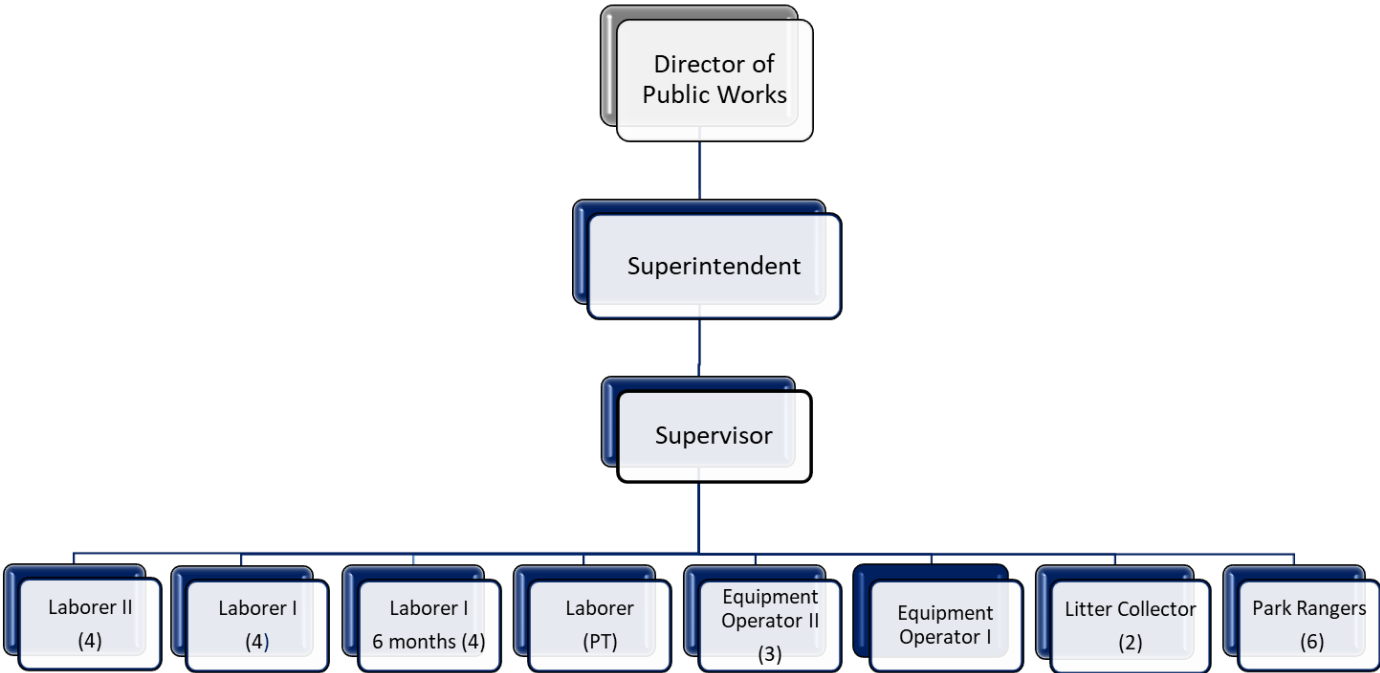
**Actual 21/22
98%**

- Restored identified deficiencies for roadway striping, crosswalks, stop bars and other signage within five (5) days after it had been identified.45%
- Completed a comprehensive inventory of signs in the City, noting locations, type, and condition of each sign at least once per year at 20%
- Maintained traffic signs to a minimum level of retro reflectivity which is required to maintain compliance with federal regulations annually at 30%

Prior Year Highlights:

- Fabricate and Install 20% of new special signs for internal customers, Fire Department, Police Department, and Councilmen
- Reestablish identified deficiencies of (3) Stop signs and (12) local signs Citywide concerning citizens/ internal complaints 15%
- Restored or reset street signage at an average of four (6) signs per month
- Fabricated and installed an average of (15) signs per year 25%
- Installed words symbol, speed humps ahead sign citywide for (5) locations

Buildings and Grounds Organizational Chart



**CITY OF COLLEGE PARK, GEORGIA
FISCAL YEAR 2023 BUDGET**

	2020 Actual	2021 Actual	2022 Amended	2023 Adopted	% Change 2022 to 2023
Building & Ground					
Expenditures					
Personnel Services	\$532,583	\$490,384	\$624,531	\$830,572	25%
Employee Benefits	258,223	212,749	251,192	316,652	21%
Communication & Util	4,994	18,839	5,684	3,455	-65%
Repair & Maintenance	74,934	50,482	77,613	103,813	25%
Building Maintenance	11,200	150	1,000	5,000	0%
Training & Education	2,656	467	1,050	3,500	70%
Other Services & Charges	93,880	99,723	110,621	109,070	-1%
Materials & Supplies	36,668	48,355	40,571	61,400	34%
Capital Outlay	50,616	-	148,835	-	0%
Building & Ground Expenditure Total	\$1,065,755	\$921,149	\$1,261,097	\$1,433,462	12%

Building & Ground Personnel

Full Time Positions:	2020 Actual	2021 Actual	2022 Amended	Transfers	2023 Adopted
Superintendent	1	1	1		1
Supervisor	1	1	1		1
Laborer II	3	3	4		4
Equipment Operator II	3	3	3		3
Equipment Operator I	1	1	1		1
Laborer I	3	3	4		4
Laborer I (6 Months)	4	4	4		4
Facility Supervisor	0	0	0		0
HVAC Facility Attendant	0	0	0		0
Plumber Facility Attendant	0	0	0		0
Carpenter Facility Attendant	0	0	0		0
Facility Maintenance Attendant	0	0	0		0
Part Time Positions:					
Litter Collector	2	2	2		2
Laborer I (Part Time)	1	1	1		1
Park Rangers (Part Time)	0	0	0	6	6
Total Personnel:	19	19	21	6	27

**CITY OF COLLEGE PARK, GEORGIA
FISCAL YEAR 2023 BUDGET**

Department of Public Works / BUILDINGS and GROUNDS

Program Description:

The Buildings and Grounds program manages all landscaping and grounds contracts for the City, including detention ponds, sports facilities maintenance, Public Safety Complex and the walking trails maintenance, code enforcement homes, and fertilization and herbicide management. Also, the program generates requisitions for the purchase of materials related to these contracts. In addition, this program provides training for staff in the related fields. The website has FAQ's and citizen complaints are responded to through emails, City Hall, administrative staff of Public Works, and Mini Track.

Trends:

The continuous additions of new programs, continued training in the services of grass cutting, sidewalk maintenance, tree trimming, and detailed landscaping in designated areas.

Program Broad Goals:

Manage all mowing, manicuring, and pesticide city wide. Provide grounds and maintenance in all City Parks, Historical Society, Recreation Centers, and Public Safety Complex. Making necessary plans to maintain Buildings and Grounds Division at the highest standards to ensure the citizens are satisfied.

Program 22/23 Objectives:

- Continually evaluate maintenance contracts to ensure compliance of agreements. Also monitor grass cutting and grounds maintenance to ensure time efficiency and professionalism is kept at highest standards.
- Continue working with the City of College Park Courts and the community service workers.
- Continued comprehensive cutting schedule.
- Monitor and control cost associated with Buildings and Grounds daily operations.
- Improve landscaping at Historical Society, Public Safety Complex, City parks, and other designated right of ways in the city.
- Increase Annual Color landscapes thru out city.

Performance Measures

Program/Service Outputs: (goods, services, units produced)

	Estimated 22/23
Pine Straw and mulch landscape beds in all City parks	6
Install seasonal plants in City planters	22
Plant summer flowers in landscape beds city wide	45
Ensure Detention ponds are cut and maintained	9

Program/Service Outcomes: (based on program objectives)

	Estimated 22/23
Customer Service	100%
Workforce Development	95%
Landscape Maintenance	95%
Effective Schedule Management	100%

**CITY OF COLLEGE PARK, GEORGIA
FISCAL YEAR 2023 BUDGET**

Performance Measures

Program/Services Outputs: (goods, services, units produced)

	Actual 21/22
Wood chips in swing and playground areas in City parks	5
Install seasonal plants in City planters	14
Plant summer flowers in landscape beds city wide	12
Ensure Retention Ponds are cut and maintained	9

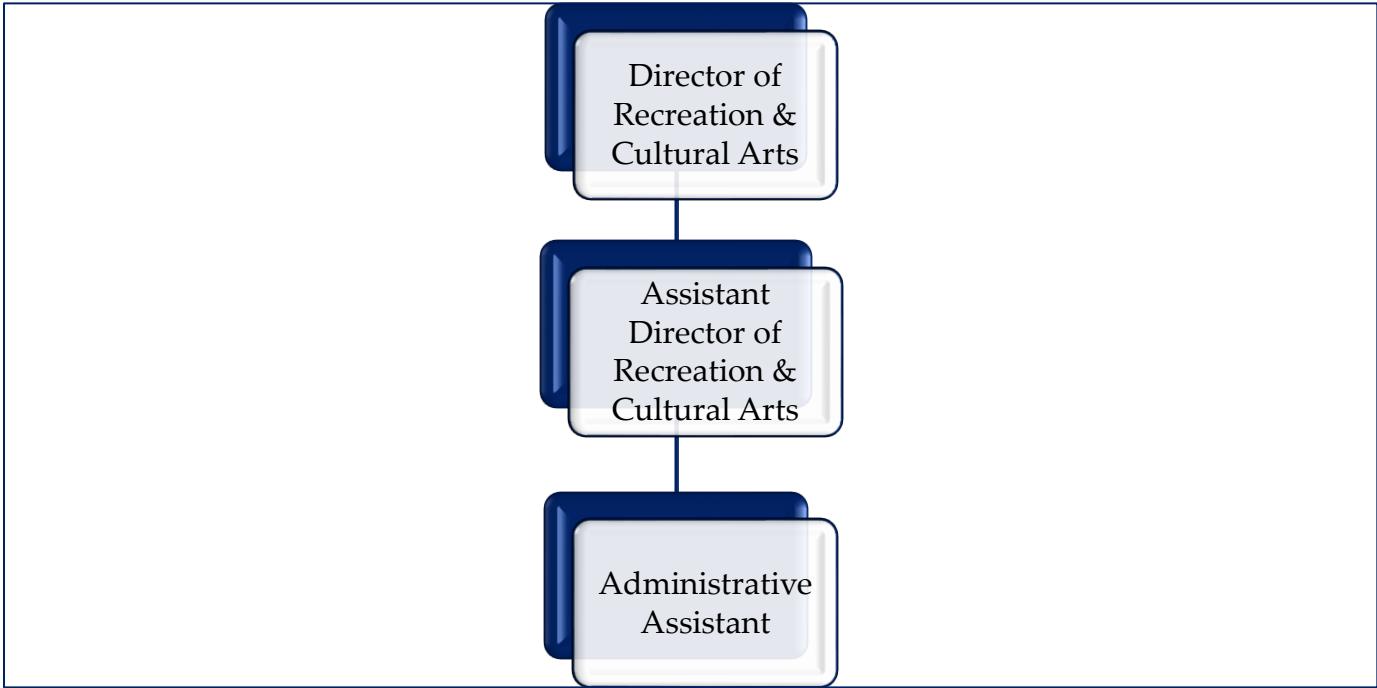
Program/Service Outcomes: (based on program objectives)

	Actual 21/22
Customer Service	75%
Workforce Development	50%
Landscape Maintenance	80%
Effective Schedule Management	75%

Prior Year Highlights

- Continued Chemical mowing program to improve ROW
- Installed new compost to annual color beds.
- Installed new flower bed at Willis Park
- Installed new landscape at Tracy Wyatt Rec center
- Cut down high grass and trees on Brady walking trail
- Installed new flower bed on Main St. and Vesta Ave.
- Cleaned water fountain and had it running for the events
- Continue downtown cleanliness around restaurants
- Cleaned out Kudzu from all streets in Six West area (Noxious weed by the U.S. government and is illegal to grow in many states.)
- Redesigned and installed new flower bed for Rotary Club @ city entrance
- Evaluated and made recommendations for improvement of City owned Golf course
- Took over responsibility of upkeep and landscaping of City Hall
- Quoted and took over all fertilization of all City owned Facilities
- Cleaned out weeds and overgrowth from Baseball fields @ Zupp Park
- Implemented Progressive Workorder system to B&G Department
- Cleaned out all Retention Ponds
- Created Facility Maintenance Division Under B&G
- Set-up and break down of all Events
- Pressure washed entire grounds of City Hall
- Pressure washed entire grounds of Public Service Building
- Removed all overgrown vegetation on curbs down HWY 29
- Enhanced City of College Park Mural as requested with River Rock
- Prepare football fields for youth games
- Prepare and quote equipment to take over the Mowing, Upkeep, and chemical Application of all City of College Park Sports Turf.

Recreation Administration and Cultural Arts Department Organizational Chart



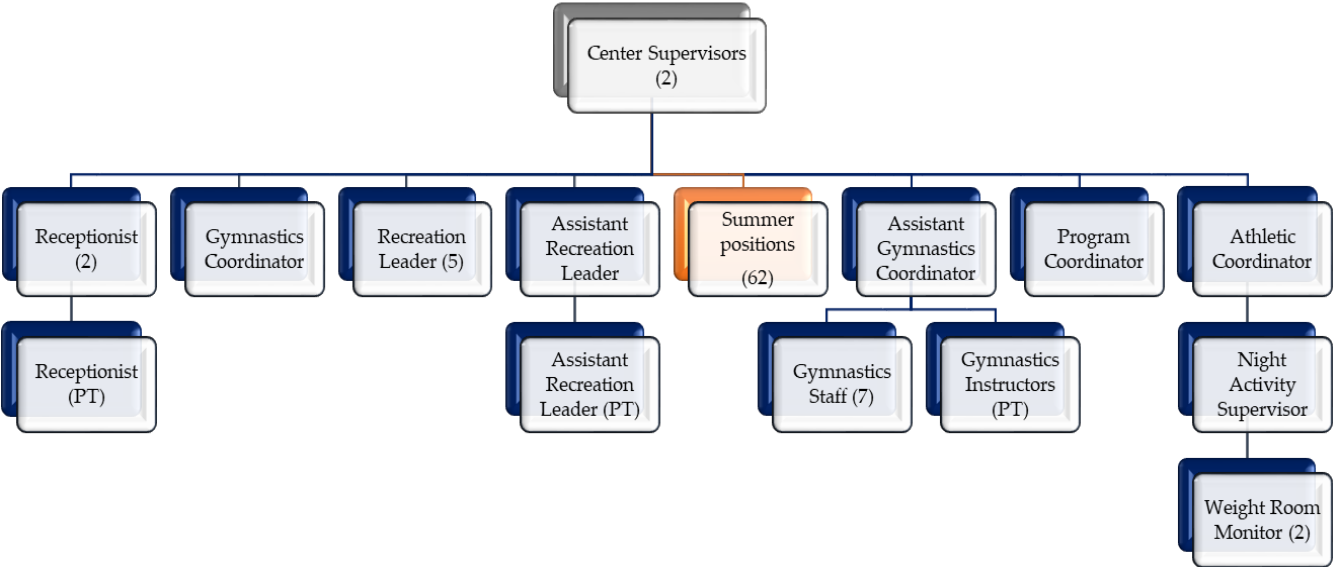
**CITY OF COLLEGE PARK, GEORGIA
FISCAL YEAR 2023 BUDGET**

	2020 Actual	2021 Actual	2022 Amended	2023 Adopted	% Change 2022 to 2023
Recreational Admin					
Expenditures					
Personnel Services	\$219,266	\$252,406	\$260,468	\$213,687	-22%
Employee Benefits	33,681	58,913	82,538	74,746	-10%
Communication & Util	20,884	38,256	54,779	54,266	-1%
Repair & Maintenance	3,882	5,849	14,425	10,696	-35%
Training & Education	265	-	4,000	4,400	9%
Other Services & Charges	12,278	23,131	42,525	64,752	34%
Materials & Supplies	14,275	3,032	25,450	8,700	-193%
Cost of Sales	-	-	2,500	2,850	12%
Recreation Admin Expenditure Total	\$304,530	\$381,586	\$486,685	\$434,097	-12%

Recreation Administration Personnel

Full Time Positions:	2020 Actual	2021 Actual	2022 Amended	Transfers	2023 Adopted
Director	1	1	1		1
Assistant Director	0	1	1		1
Administrative Assistant	1	1	1		1
Park Rangers	0	4	6	(6)	0
Total Personnel :	2	7	9	(6)	3

Recreation Programs Organizational Chart



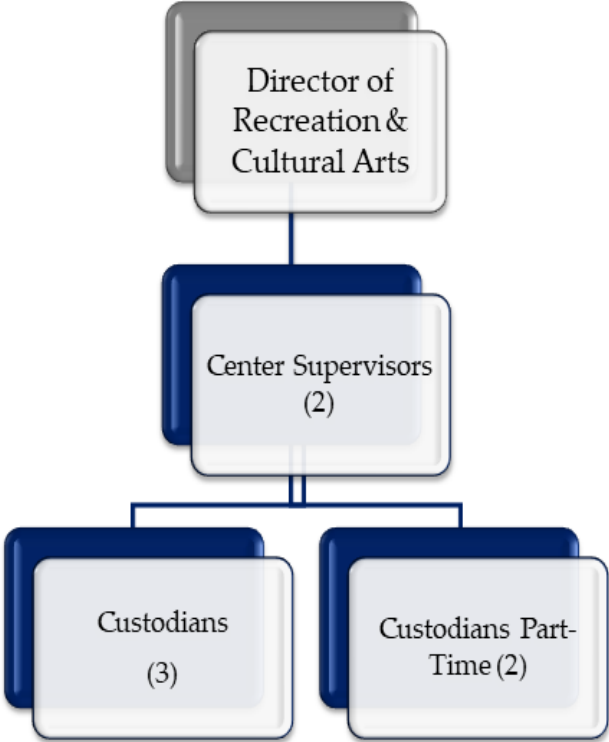
**CITY OF COLLEGE PARK, GEORGIA
FISCAL YEAR 2023 BUDGET**

	2020 Actual	2021 Actual	2022 Amended	2023 Adopted	% Change 2022 to 2023
Recreation Program					
Expenditures					
Personnel Services	\$955,415	\$560,972	\$707,521	\$909,271	22%
Employee Benefits	253,293	130,923	144,625	184,904	22%
Communication & Util	-	310	500	-	0%
Rental	12,537	8,724	21,420	16,500	-30%
Repair & Maintenance	97,161	62,866	88,283	25,705	-243%
Building Maintenance	8,051	14,687	8,110	-	0%
Training & Education	9,219	2,866	15,610	25,450	39%
Other Services & Charges	419,477	362,576	551,424	526,913	-5%
Materials & Supplies	131,899	67,323	227,670	201,205	-13%
Cost of Sales	14,740	2,853	13,880	11,350	-22%
Capital Outlay	10,780	-	45,000	-	0%
Recreation Program Expenditure Total	\$1,912,573	\$1,214,099	\$1,824,043	\$1,901,298	4%

Recreation Program Personnel

Full Time Positions:	2020 Actual	2021 Actual	2022 Amended	2023 Adopted
Assistant Gymnastics Coordinator	1	1	1	1
Assistant Recreation Leader	1	1	1	1
Athletic Coordinator	1	1	1	1
Gymnastics Coordinator	1	1	1	1
Program Coordinator	1	1	1	1
Receptionist	2	2	2	2
Recreation Leader	5	5	5	5
Part Time Positions:				
Assistant Recreation Leader	1	1	1	1
Gymnastic Instructor	1	1	1	1
Gymnastic Staff	7	7	7	7
Receptionist	1	1	1	1
Night Activity Supervisor	1	1	1	1
Weight Room Monitor	2	2	2	2
Total Personnel:	25	25	25	25

Recreation Facilities Organizational Chart



CITY OF COLLEGE PARK, GEORGIA
FISCAL YEAR 2023 BUDGET

	2020 Actual	2021 Actual	2022 Amended	2023 Adopted	% Change 2022 to 2023
Recreation Facilities					
Expenditures					
Personnel Services	\$171,060	\$125,908	\$142,525	\$238,230	40%
Employee Benefits	55,957	49,416	49,383	86,218	43%
Communication & Util	503,316	354,785	342,954	356,356	4%
Rentals	618	-	1,000	3,200	69%
Repair & Maintenance	22,192	27,933	126,339	93,701	-35%
Building Maintenance	308,390	114,135	322,810	114,000	-183%
Other Services & Charges	72,227	16,068	45,144	10,138	-345%
Materials & Supplies	151,530	106,782	264,584	148,750	-78%
Training & Education	-	70	-	-	0%
Capital Outlay	33,137	73,815	425,070	-	0%
Recreation Facilities Expenditure Total	\$1,318,425	\$868,913	\$1,719,809	\$1,050,593	-64%

Recreation Facilities Personnel

Full Time Positions:	2020 Actual	2021 Actual	2022 Amended	2023 Adopted
Center Supervisor	2	2	2	2
Custodian	3	3	3	3
Part Time Positions:				
Custodian	2	2	2	2
Total Personnel:	7	7	7	7

CITY OF COLLEGE PARK, GEORGIA
FISCAL YEAR 2023 BUDGET

RECREATION AND CULTURAL ARTS

Program Description:

The Department of Recreation and Cultural Arts is committed to building strong vibrant community and improving the quality of life of its citizens through a variety of recreational and cultural arts initiatives. Located in the center of City of College Park's center, the Department promotes and advances the rich history and heritage of its parks and recreational facilities. Lush green space, innovative programming, and inclusiveness and recreation equality are all hallmarks of the Department of Recreation and Cultural Arts. We also offer pavilions at our parks for activities as well as our Historic College Park Auditorium.

Trends:

The College Park Recreation & Cultural Arts Department has many facilities that offer College Park residents and surrounding community recreational, cultural arts, and community activities for children, adult, and seniors.

Program Broad Goals:

The mission of the department is to enhance the lives of the City of College Park residents through various activities provided within the recreation facilities through sports and cultural arts programming.

Program 22/23 Objectives:

Improve by increasing participation in youth and adult recreational & cultural arts programming. Continue to improve and increase the cultural arts activities offered through additional programming to provide a broader outreach to the community. Be more innovative in the approach for communicating with the patrons and citizens by using additional resources. Resources to include digital media through online, website, social media, billboard marketing, and including new streaming video outreach for programming through Zoom and other video outlets to reach those citizens who cannot participate in person. To set up standard operating procedures for the department to help set with consistency for staff and centers. Create standard programming contracts and volunteer contracts to have consistency. To continue to offer unique and different sports and cultural programming along with educational outreach.

Performance Measures

Survey the participants in the recreational and cultural arts program after each program to receive feedback to help modify and improve the services provided. To have all registration for programming for recreation and cultural arts programming online to streamline and help track enrollment, communicate to participants, and create financial reports. Have all staff set goals and evaluate their goals and achievement yearly. To educate and provide training for staff in their field to learn about new trends and programming.

CITY OF COLLEGE PARK, GEORGIA
FISCAL YEAR 2023 BUDGET

Program Goals and Objectives:

Continue to offer high quality recreation and cultural arts programs to include current program such as karate, dance, zumba, yoga, line dancing, gymnastics, rock climbing, senior line dancing, volleyball, basketball, kickball and pickleball that will create a diverse group of who benefits from the Recreation & Cultural Arts Department.

Will continue to develop, create, and improve the Cultural Arts programing to promote outreach to the community and to collaborate these outreach programs with other departments. Cultural Art programming to include adults and youth. Programming to include featured performers on the Auditorium lawn such as jazz and other musicians. To introduce new programming for the arts such as drama and theatre along with bring the community together for feature film festivals. Also, to celebrate the black history through our Black History Program yearly.

Create more of a community involvement with all the promotions to bridge the community with the Recreation & Cultural Arts Department.

Educate the community, employees, and City Officials of all the benefits recreation & cultural arts has to offer and how it ties to the City's strategic goal of "Quality of Life".

Continue the growth of the youth sporting programs to alternative sports (volleyball, flag football, kickball, pickleball and soccer) as an outlet.

Create more opportunity for the senior program to offer more for their recreational & cultural arts services and special events.

Outreach to local schools, businesses, and social groups within the community to gain more volunteers for our special events.

Continue to develop our community youth programming with a youth jazz assemble and bring forth their gift and talents to the community by featuring their talents at City and special events.

Continue and grow the Cultural Arts Council by gaining a massive influence of cultural arts projects to enhance the awareness and participation within the city's livelihood of culture.

Grow the Cultural Art within the city and look to unique programming to include circus arts, poetry events, feature artist and youth cultural art programming.

CITY OF COLLEGE PARK, GEORGIA
FISCAL YEAR 2023 BUDGET

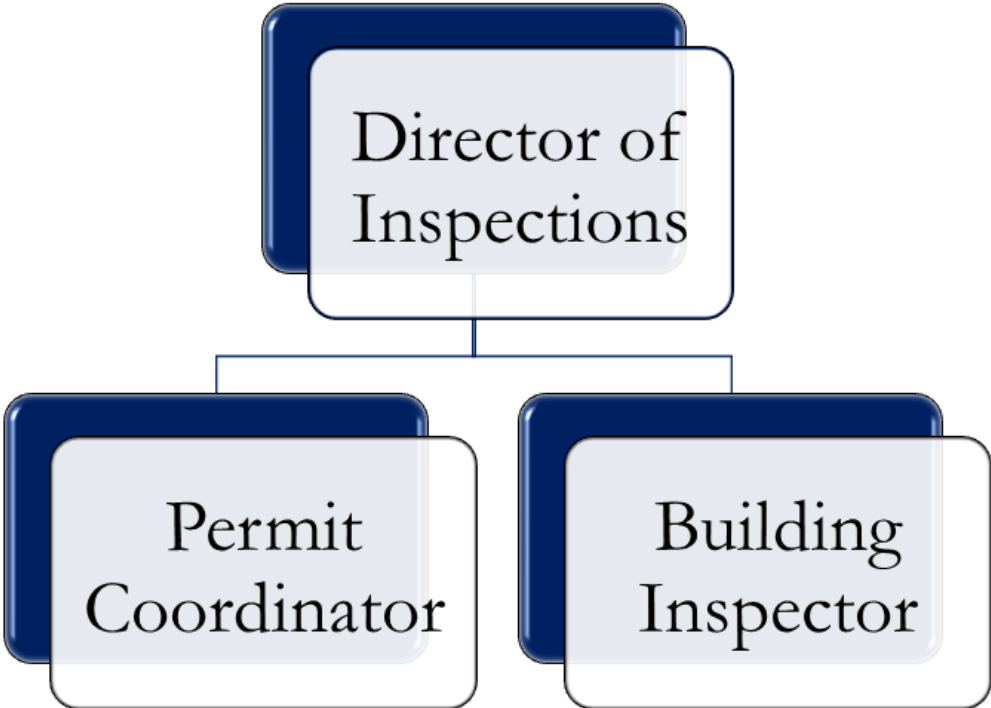
Prior Year Highlights:

- Programs such as Dance, Zumba, Line Dancing and Yoga continued to grow and enhance the programs offered by the recreation department.
- Through Community Development Block Grants, we were able to do significant upgrading to the Brady Recreation Center. The upgrades included interior improvement at the Brady to along a new Kompan playground. The parking lot at Brady was resurface.
- Youth basketball continued its dominance with district and state victories.
- Created “pop-up” events in various areas of the community to create more outreach and activity at Brady Center. Events to include a senior drive-up Thanksgiving Luncheon. Rekindle event which included a strings band on the lawn and an art walk and Jazz on the Lawn with coordination of the Wine Stroll by the Main Street Association.
- Volleyball continues to grow and dominated during their season. The Dream Chaser volleyball program won every game along with Georgia Recreation & Park’s Association State Tournament. This was the first time the City of College Park Recreation & Cultural Arts Department entered in a GRPA State tournament.
- Hosted a live “Light Up College Park” event on November 29, 2021. This was the largest crowd and turn out in 2 years due to COVID. Featured performer were fantastic and this year collaborated with Main Street Association for a Tinsel Trail with Light Up to bring more lights to the Cit Auditorium. Due to not have a Christmas tree in front of the City Auditorium it was a great light display. On December 18, 2022, “Santa Drive By” featuring Mr. & Mrs. Claus on the College Park Fire truck along with Mayor Bianca Motley Broom was a great hit. The Mayor and Mr. & Mrs. Clause also handed out free toys. The route for the fire truck is through each ward with a designated route.
- In February the Black History Month program was a pre-recorded event due to COVID. The program highlights the Mayor of College Park and Marquis Grissom as speakers and award honorees. The hour-long prerecorded program ran on the College Park TV channel daily for citizens to see.
- Senior Line Dancing class continues to grow and perform at local events. The Wyatt group has over 50 participants.
- During this year due to COVID-19 programming at all the center was not a typical normal. Programming was limited but did continue at the recreation centers. AT the Hugh C. Conley Recreation Center a variety of programs included use of the fitness center, College Park Gymnastics, youth baseball, instructional football and flag, Cheerleading, Ferguson Karate Program, Performance Fitness, and Cambridge Tutoring Services. At Tracey Wyatt Recreation center the computer lab and weight room stayed open with reserving time spots. Girls’ and boys’ recreational basketball season highlighted at both the Wyatt and Brady Recreation Center.

CITY OF COLLEGE PARK, GEORGIA
FISCAL YEAR 2023 BUDGET

- College Park Tumbleweeds Gymnastics hosted three gymnastics meets in the City of College Park; Tumbles VS Weeds, Donna Stuart Tumbleweeds Invitational and 65 Roses Invitational for Cystic Fibrosis to promote and educate the participants about the genetic disease Cystic Fibrosis.
- Added new programming at the Auditorium to include circus art, poetry readings and youth speaking events.
- To continue to apply for Community Block Development Grant through Fulton County to continue to improvement to facilities and parks in the City of College Park. Applied for Fulton County Art Grant to look for funding to restoring the Barrett Park playground, splash pad at Phillips Park continued funding for Brady interior improvements and cultural arts funding.
- A \$77,000 rock wall was built at the Wyatt Recreation Center donated by 1Climb/Eldorado Wall in partnership with Kai Lightner and Kevin Jorgenson. Wyatt Center started a College Park Climbing Club and traveled to Stone Summit to experience a full gym for rock wall climbing.
- Due to COVID-19 the yearly day camp and pools were not offered.
- A \$ 564,000 award from Fulton County was awarded to the City of College Park to build a Splash Pad at Phillips Park.

Inspections Department Organizational Chart



CITY OF COLLEGE PARK, GEORGIA
FISCAL YEAR 2023 BUDGET

	2020 Actual	2021 Actual	2022 Amended	2023 Adopted	% Change 2022 to 2023
Inspections					
Expenditures					
Personnel Services	\$192,095	\$183,021	\$126,557	\$196,391	36%
Employee Benefits	56,672	56,781	28,596	62,752	54%
Communication & Util	20,452	16,220	20,578	17,786	-16%
Repair & Maintenance	17,064	19,414	178,209	143,674	-24%
Building Maintenance	5,200	-	9,300	-	0%
Training & Education	10,705	6,853	15,900	15,900	0%
Other Services & Charges	128,986	38,993	525,174	123,689	-325%
Materials & Supplies	8,789	8,969	9,000	9,000	0%
Inspections Expenditures Total	\$439,964	\$330,253	\$913,314	\$569,192	-60%

Inspections Personnel

Full Time Positions:	2020 Actual	2021 Actual	2022 Amended	2023 Adopted
Director of Inspections	1	1	1	1
Building Inspector	1	1	1	1
Permit Coordinator	1	1	1	1
Total Personnel:	3	3	3	3

CITY OF COLLEGE PARK, GEORGIA
FISCAL YEAR 2023 BUDGET

Inspections

Program Description:

The Inspections department increases public awareness on the value of building codes.

Trends:

Even with the slow economy, inspections have remained steady on building and all trade permits for Commercial and Residential.

Program Broad Goals:

To help all citizens and commercial businesses achieve their goals in compliance with the city codes, initiate online applications and payment process for permits, internal hands-on training with permit system.

Program 22/23 Objectives:

Maintain a high level of customer service and increase training certifications.

Performance Measures

Inspections - Program/Service Outcomes: (based on program objectives)

Maintain overall case cycle time of 30 days or less

Estimated 22/23

100%

Performance Measures

Program/Service Outputs: (goods, services, units produced)

Permits Issued

Actual 21/22

1,118

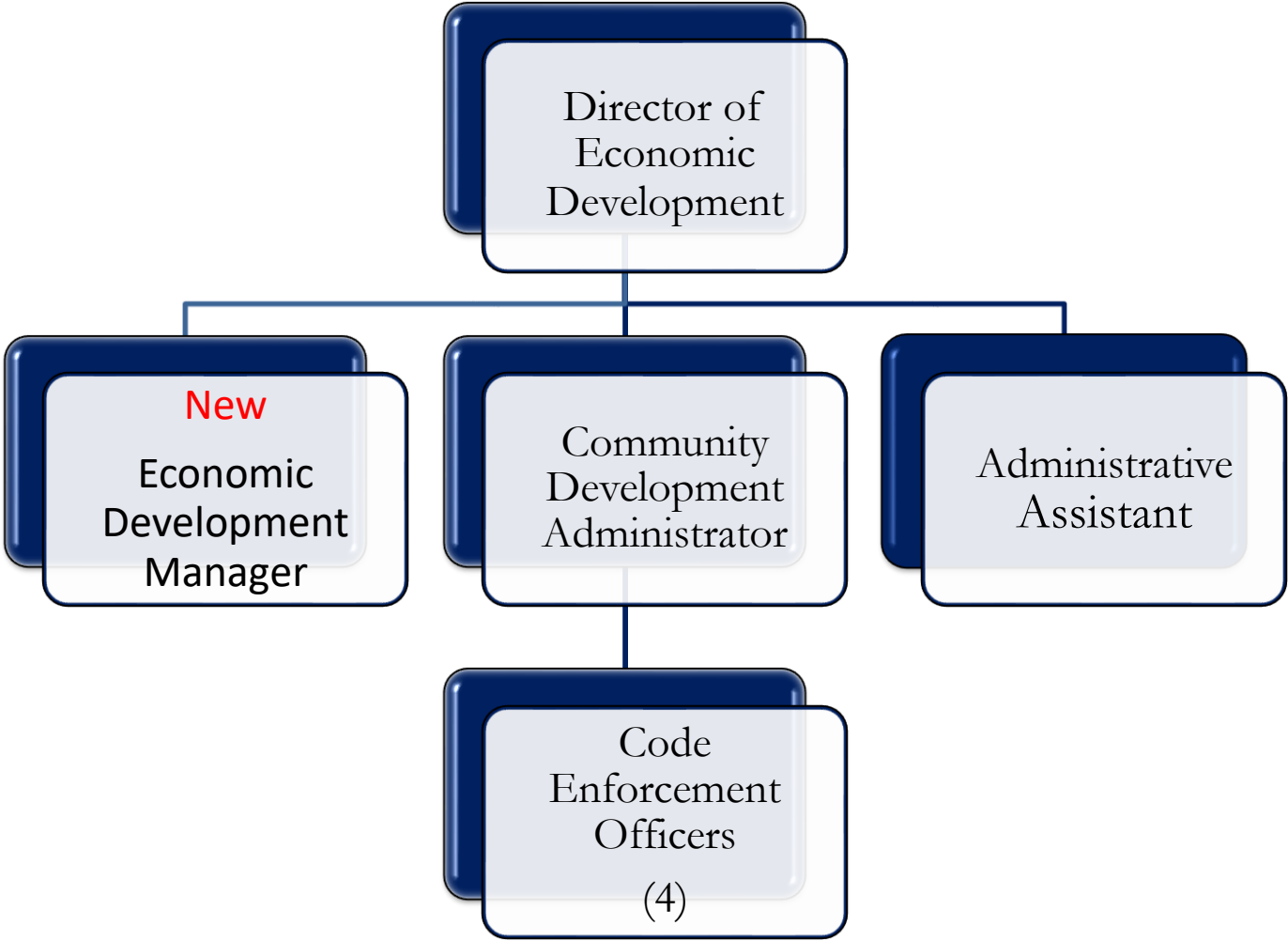
Program/Service Outcomes: (based on program objectives)

Direct amount of “face to face” contact with customers

Actual 21/22

80%

Economic Development Organizational Chart



CITY OF COLLEGE PARK, GEORGIA
FISCAL YEAR 2023 BUDGET

	2020 Actual	2021 Actual	2022 Amended	2023 Adopted	% Change 2022 to 2023
Economic Development					
Expenditures					
Personnel Services	\$178,977	\$201,265	\$269,983	\$408,320	34%
Employee Benefits	42,659	59,693	81,066	143,278	43%
New Personnel	-	-	21,840	79,312	0%
Communication & Util	11,126	13,336	14,608	11,472	-27%
Repair & Maintenance	4,739	4,139	4,599	9,326	51%
Training & Education	32,989	13,913	33,028	29,776	-11%
Other Services & Charges	27,819	13,280	30,252	32,801	8%
Materials & Supplies	16,633	11,729	13,480	19,000	29%
Economic Development Expenditure Total	\$314,941	\$317,355	\$468,856	\$733,285	36%

Economic Development Personnel

Full Time Positions:	2020 Actual	2021 Actual	2022 Amended	2023 Adopted
Director	1	1	1	1
Community Development Administrator	0	0	1	1
Economic Development Manager	1	1	0	1
Administrative Assistant	1	1	1	1
Code Enforcement	0	0	4	4
Total Personnel:	3	3	7	8

CITY OF COLLEGE PARK, GEORGIA
FISCAL YEAR 2023 BUDGET

Economic Development Department & BIDA

Program Description:

The Economic Development program is responsible for enhancing the economic well-being and quality of life of the community by providing quality, useful information and responsive, effective services to targeted employers and industries, and attracting revenue and employment generators to the City of College Park.

Trends:

The key indicators of performance for Economic Development are the number of jobs created by recruited companies, City of College Park properties sold, and new residential & commercial development.

Program Broad Goals:

Support business retention and small business development in order to provide sustainable employment opportunities throughout the city, while expanding and maintaining tax revenue generators, such as hotel/motel tax. Provide high quality, accessible market information on the City of College Park to those seeking to develop or locate business in the city.

Economic Development Department Core Program Areas include the following:

- Business Attraction
- Business Retention & Expansion
- Redevelopment
- Small Business Development
- Community Development

Program 22/23 Objectives:

Economic Development will target attainable housing developers, grocers, retail, hospitality and entertainment within our recruitment efforts. We will establish and maintain relationships with local businesses and organizations to leverage the existing business leadership in attraction efforts and to improve communications between government and private sector leaders. We will establish, market, and implement redevelopment strategies & incentives in order to sustain economic vitality, improve the city's image, and promote quality architectural design. We will support small businesses and entrepreneurial activity by encouraging small business mentoring and outreach efforts.

Performance Measures

Program/Service Outcomes: (based on program objectives)

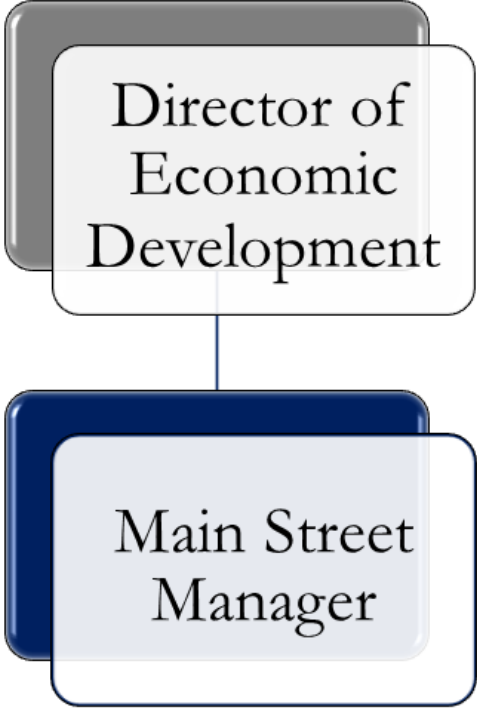
	Estimated 22/23
Hotel/Motel Avg Occupancy Rate	50 %
# Existing Business Visits	6%
Net New Business Licenses Issued	5%
Ribbon Cutting Ceremonies	6%

CITY OF COLLEGE PARK, GEORGIA
FISCAL YEAR 2023 BUDGET

Prior Year Highlights:

- During FY21 BIDA completed the district plan for the Six West Development, entitled the project area, and completed the DRI for the entire development.
- The Marriot AC opened October 2020.
- Hawthorne Station development residential development is under construction to build up to 300 single-family homes.

Main Street Development Organizational Chart



CITY OF COLLEGE PARK, GEORGIA
FISCAL YEAR 2023 BUDGET

	2020 Actual	2021 Actual	2022 Amended	2023 Adopted	% Change 2022 to 2023
Main Street					
Expenditures					
Personnel Services	\$59,932	\$60,039	\$60,097	\$69,564	14%
Employee Benefits	12,421	12,424	14,716	16,923	13%
Communication & Util	4,158	6,535	5,635	9,038	38%
Repair & Maintenance	28	290	393	284	-38%
Building Maintenance	3,335	956	-	1,632	100%
Training & Education	10,209	2,375	7,800	10,650	27%
Other Services & Charges	69,655	56,008	77,176	102,503	25%
Materials & Supplies	913	1,725	2,450	7,350	67%
Main Street Expenditure Total	\$160,651	\$140,354	\$168,267	\$217,944	23%

Main Street Personnel

Full Time Positions:	2020 Actual	2021 Actual	2022 Amended	2023 Adopted
Main Street Manager	1	1	1	1
Total Personnel:	1	1	1	1

CITY OF COLLEGE PARK, GEORGIA
FISCAL YEAR 2023 BUDGET

Economic Development | Main Street

Program Description:

The Main Street program is responsible for the enhancement and economic well-being of the Main Street and Virginia Avenue business corridor of the College Park community. The Main Street program is responsible for providing useful information to potential, new, and existing businesses. Working directly with the City of College Park's Economic Development Department in attracting revenue and employment generators to the City, and providing effective & responsive services to address issues that may arise in the Main Street and Virginia Avenue area.

Trends:

The key indicators for the Main Street program are the number of retail storefronts available for business, number of store fronts occupied with viable businesses, and the percentage of existing businesses retained in the Main Street area.

Program Broad Goals:

Recruit target industries to the Main Street area by employing effective and comprehensive marketing strategies, support business retention, and small business development; in order to provide sustainable employment opportunities in the Main Street area. Main Street is responsible for providing high quality, accessible market information on the City of College Park to those seeking to develop or locate business within the city.

Main Street's core program areas include:

- Business attraction
- Business retention & expansion
- Redevelopment
- Small business development

Program 22/23 Objectives:

The Main Street program will target retail, hospitality, small office, and residential end users in their recruitment efforts. We will build and maintain relationships with local businesses to leverage the existing business leadership in attraction efforts, and to improve communications between government and private sector leaders. We will establish and implement redevelopment policies and incentives in order to create economic vitality, improve the city's image, and promote quality architectural design. We will support small businesses and entrepreneurial activity by encouraging small business lending through special programs.

Prior Year Highlights:

During 2020-21, the Main Street organization worked with existing property owners and city staff to complete the parklet proposal to city and GDOT officials which will aid businesses with additional seating to serve their customers post issues arising from the hit of the pandemic. Also created, the ReKindle Art & Music event that aided in fundraising efforts for a second mural to be erected in the Main Street program area. Collectively over \$30,000 was raised between these two initiatives.

The Main Street program continues to work through the College Park Main Street Association to identify viable projects and work the College Park Business and the Industrial Development Authority to facilitate instrumental developments.

CITY OF COLLEGE PARK, GEORGIA
FISCAL YEAR 2023 BUDGET

	<u>2020 Actual</u>	<u>2021 Actual</u>	<u>2022 Amended</u>	<u>2023 Adopted</u>	<u>% Change 2022 to 2023</u>
Multi Department					
Expenditures					
Other Services & Charges	166,797	34,102	736,444	50,000	-1373%
Materials & Supplies	15,840	1,122	-	-	0%
Operating Transfers Out	409,463	7,562,550	850,400	806,439	-5%
Debt Service	-	89,640	8,730	-	0%
Multi Department Expenditure Total	<u>\$592,100</u>	<u>\$7,687,414</u>	<u>\$1,595,574</u>	<u>\$856,439</u>	-86%

	<u>2020 Actual</u>	<u>2021 Actual</u>	<u>2022 Amended</u>	<u>2023 Adopted</u>	<u>% Change 2022 to 2023</u>
General Fund Total					
Revenue Totals	\$31,762,070	\$31,417,758	\$37,682,830	\$36,829,461	-2%
Expenditure Totals	33,509,805	35,900,708	37,682,830	36,829,461	-2%
General Fund Net Revenues/(Expenditures)	<u>(\$1,747,735)</u>	<u>(\$4,482,950)</u>	-	-	0%

CITY OF COLLEGE PARK, GEORGIA
FISCAL YEAR 2023 BUDGET

SPECIAL REVENUE FUNDS

Program Description:

Special Revenue Funds are used to account and report the proceeds of specific revenue sources that are restricted or committed to expenditures for specified purposes other than debt services and capital projects.

E911 Fund:

This fund accounts for the revenues derived from the E911 surcharge levied on all telephones within the City and the payment of expenditures related to that purpose. Police Dispatch is also included in this fund and is financed through an operating transfer in from the General Fund. These funds are restricted by State law.

Confiscated Drug Fund:

This fund accounts for the City's portion of cash condemned by Federal law enforcement officials through drug confiscations at Hartsfield-Jackson International Airport and is used to further general police enforcement activities. These funds are restricted by Federal law. intergovernmental grants.

State Drug Fund:

This fund accounts for cash condemned by local law enforcement officials through drug confiscations and is used to further general police enforcement activities. These funds are restricted by State law.

Car Rental Fund:

This fund is used to record the revenue and expenditures of taxes collected from the excise tax levied on rental cars in the City. The proceeds of this tax are restricted by State law for construction of convention centers, public safety and recreation facilities.

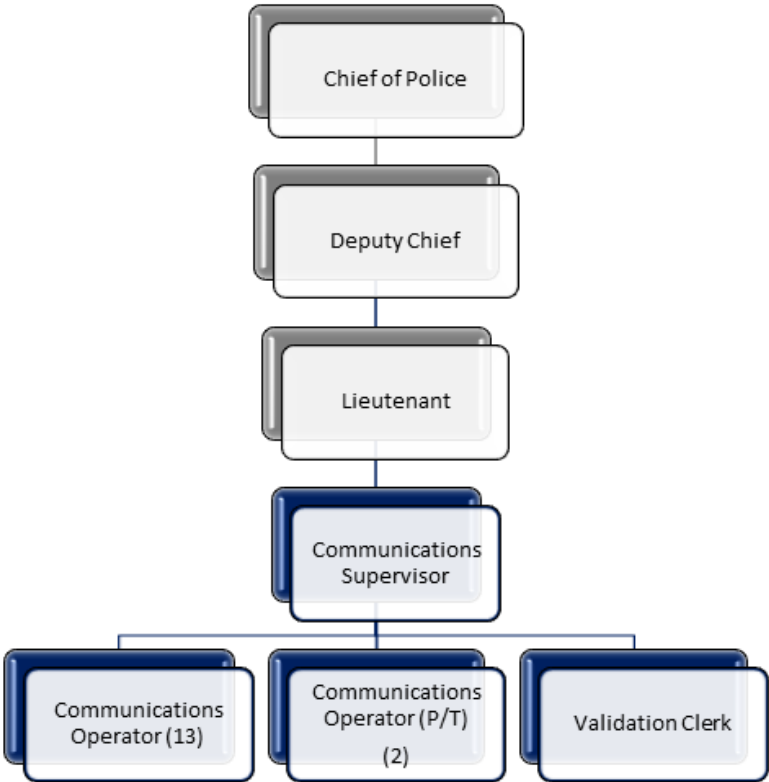
Newton Estates Improvement Fund:

This fund accounts for the revenues and expenditures related to a Special District Tax in the Convention Center area. These funds are restricted by State law.

Hospitality Fund:

This fund is a special revenue fund, receives income from the levy of a special district tax as well as a percentage of gross rentals of all hotels operating within the City. These funds are restricted by State law.

Police E911 Organizational Chart



CITY OF COLLEGE PARK, GEORGIA
FISCAL YEAR 2023 BUDGET

	2020 Actual	2021 Actual	2022 Amended	2023 Adopted	% Change 2022 to 2023
E911 Communication					
Expenditures					
Personnel Services	\$510,497	\$534,440	\$524,916	\$562,633	7%
Employee Benefits	235,367	198,799	231,543	232,782	1%
Communication & Util	86,741	88,581	95,864	107,198	11%
Repair & Maintenance	1,840	3,077	23,183	10,254	-126%
Training & Education	3,574	874	7,475	7,475	0%
Other Services & Charges	24,452	43,791	26,548	30,222	12%
Materials & Supplies	1,665	2,206	7,850	7,850	0%
Capital Outlay	-	-	35,000	-	0%
E911 Communication Expenditure Total	\$864,137	\$871,769	\$952,379	\$958,414	1%

E911 Communication Personnel

Full Time Positions:	2020 Actual	2021 Actual	2022 Amended	2023 Adopted
Communications Supervisor	1	1	1	1
Communication Operator	13	13	13	13
Validation Clerk	1	1	1	1
Part Time Positions				
Communication Operator	2	2	2	2
Total Personnel:	17	17	17	17

CITY OF COLLEGE PARK, GEORGIA
FISCAL YEAR 2023 BUDGET

E911 COMMUNICATIONS

Program Description:

The E911 Communications Center receives all calls for police, fire, and EMS services. Calls are then processed and dispatched to the appropriate unit/s for service. The Communications Center also provides pre-arrival instructions for appropriate EMS calls. They are also the record keepers of GCIC/NCIC entries for persons, guns, vehicles and articles.

Trends:

Most E911 Communications Centers are holding themselves to a higher standard to ensure the quickest and most appropriate responses to their citizens and people within their jurisdictions. This is a trend that the College Park E911 Center sees as vital to the public safety mission. Nationally, E911 dispatching is considered one of the most stressful jobs in the nation; we have not been immune to the national trend of high turnover rates. The job stress coupled with the compensation disparity has made both retention and hiring more challenging. While maintaining staffing levels is a challenge, CPPD strives to select individuals that are most suited for the stressful environment by hiring candidates who have successfully completed a multi-level selection process.

Program Broad Goals:

Create positive community awareness, educating them of the appropriate use of E911 versus utilization of non-emergency lines. Provide a positive work environment to reduce stress and subsequently reduce the dispatcher turnover rate. Conduct market salary review and recommend adjustments in salary structure. Increase training to provide prompt, accurate and appropriate processing of emergency and non-emergency calls for service. Provide training and resources for 911 personnel to reduce stress and fatigue. Continue to provide educational opportunities in the area of emergency dispatching.

Program Objectives:

Maintain a Quality Assurance Program to ensure proper telephone etiquette, EMD and proper information is obtained from caller by communications operators. Continue community outreach efforts to educate the public on the use of 911. Develop a continuing education program for emergency dispatchers. Maintain call processing times as they have an impact on response times.

Performance Measures

Program / Service Outputs: (goods, services, units produced):	Actual 21/22
Calls Received –	45,659 - 911
Calls Handled –	55,324 - Police 7,126 - Fire/EMS

CITY OF COLLEGE PARK, GEORGIA
FISCAL YEAR 2023 BUDGET

Program / Service Outcomes: (based on program objectives): Actual 21/22

- Weekly Quality Assurance Reviews
- Attend neighborhood meetings and community events to provide community awareness and education on E911 capabilities and use.
- Monthly reviews of average dispatch time on all calls.

Prior Year Highlights

- Inspections were maintained of validation entries in order to ensure accuracy and timely processing. There were no errors during the last year.
- We maintained our adherence to GCIC/NCIC standards set by the State of Georgia. Communications Supervisor ensures that upon hire all sworn officers and dispatch personnel completed a GCIC/NCIC workbook as required and that all Police personnel maintain GCIC/NCIC standards as mandated.

Goals

- Continue sending 911 personnel to relevant training, particularly Crisis Intervention training, in order increase skill sets and knowledge base.
- Track call taking and response times each week for quality control and improvement.
- Recommend a salary tier system similar to those of police officers and fire fighters.

CITY OF COLLEGE PARK, GEORGIA
FISCAL YEAR 2023 BUDGET

	2020 Actual	2021 Actual	2022 Amended	2023 Adopted	% Change 2022 to 2023
Confiscated Drugs Fund					
Revenue	22,182	29,466			
Budget Carryforward	-	-	10,000	10,000	0%
Confiscated Drugs Revenue Total	22,182	29,466	10,000	10,000	0%
Expenditures					
Training & Education	3,125	-	5,000	5,000	0%
Other Services & Charges	956	-	3,000	3,000	0%
Materials & Supplies	2,975	2,807	2,000	2,000	0%
Confiscated Drugs Expenditures Total	\$7,056	\$2,807	\$10,000	\$10,000	0%
Confiscated Drugs Net Revenues/(Expenditures)	15,125.82	26,658.64	-	-	0%
	2020 Actual	2021 Actual	2022 Amended	2023 Adopted	% Change 2022 to 2023
State Drugs Fund Revenue					
Other Income	-	12,327	-	-	0%
Budget Carryforward	-	-	121,400	14,000	-767%
Expenditure Totals					
State Drugs Revenue Total	-	\$12,327	121,400	14,000	-767%
Expenditures					
Rentals	867	-	-	-	0%
Training & Education	6,277	-	5,000	5,000	0%
Other Services & Charges	6,669	-	4,000	4,000	0%
Materials & Supplies	-	4,770	5,000	5,000	0%
Capital Outlay	-	-	107,400	-	0%
State Drugs Expenditures Total	13,813	4,770	121,400	14,000	-767%
State Drugs Net Revenues/(Expenditures)	(13,813)	7,557	-	-	0%

CITY OF COLLEGE PARK, GEORGIA
FISCAL YEAR 2023 BUDGET

	2020 Actual	2021 Actual	2022 Amended	2023 Adopted	% Change 2022 to 2023
Car Rental Tax Fund					
Revenue					
Taxes	4,675,896	580,470	3,600,000	3,200,000	-13%
Other Income	-	-	-	400,000	100%
Budget Carryforward	-	-	1,459,038	238,109	-513%
Car Rental Tax Revenue Total	4,675,896	580,470	5,059,038	3,838,109	-32%
Expenditures					
Other Services & Charges	-	-	7,500	-	0%
Operating Transfers Out	3,592,800	4,278,902	5,051,538	3,838,109	0%
Car Rental Tax Expenditures Total	\$3,592,800	\$4,278,902	\$5,059,038	\$3,838,109	-32%
Car Rental Tax Net					
Revenues/(Expenditures)	1,083,096	(3,698,432)	-	-	0%
	2020 Actual	2021 Actual	2022 Amended	2023 Adopted	% Change 2022 to 2023
Special District Tax Revenue					
Taxes	149,438	461,903	410,050	641,995	36%
Other Income	-	-	-	100	100%
Expenditure Totals	-	-	-	-	-
Special District Tax Revenue Total	149,438	\$461,903	410,050	642,095	36%
Expenditures					
Operating Transfer Out	121,650	371,650	410,050	642,095	36%
Special District Expenditures Total	121,650	371,650	410,050	642,095	36%
Special District Tax Net					
Revenues/(Expenditures)	27,788	90,253	-	-	0%
	2020 Actual	2021 Actual	2022 Amended	2023 Adopted	% Change 2022 to 2023
Hospitality Revenue					
Taxes	10,310,510	9,142,214	11,242,732	12,754,683	12%
Expenditure Totals	-	-	-	-	-
Hospitality Revenue Total	10,310,510	9,142,214	11,242,732	12,754,683	12%
Expenditures					
Other Services & Charges	1,801,345	1,117,333	2,346,682	4,846,720	52%
Operating Transfer Out	12,894,907	8,715,516	8,896,050	7,907,963	-12%
Hospitality Expenditures Total	14,696,252	9,832,849	11,242,732	12,754,683	12%
Hospitality Net					
Revenues/(Expenditures)	(4,385,742)	(690,635)	-	-	0%

CITY OF COLLEGE PARK, GEORGIA
FISCAL YEAR 2023 BUDGET

CAPITAL PROJECTS FUND

Program Description:

The Capital Projects are used to account for financial resources to be used for the acquisition or construction of major capital facilities. Once the asset has been completed, the fund is terminated.

SPLOST Fund:

This fund accounts for proceeds of a sales tax levied in Clayton County, which will be used by the City for the exclusion purpose of capital outlay projects.

TPLOST Fund:

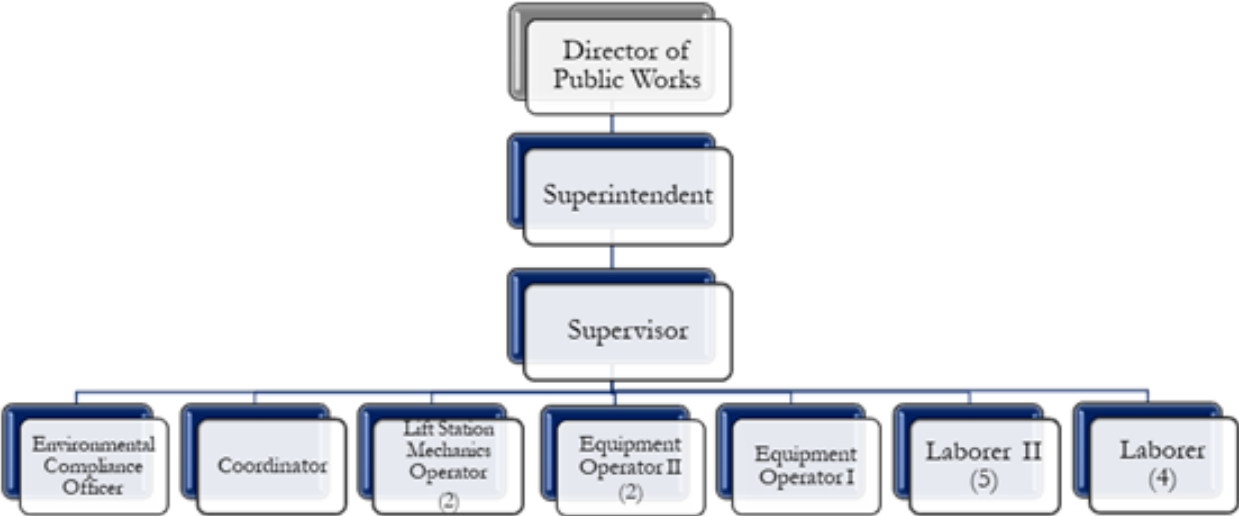
This funds accounts for the 25% discretionary portion of the tax proceeds in a special revenue fund that can be utilized for capital projects. Three of the 12 regions in Georgia passed the TSPLOST as part of Transportation Investment Act.

	<u>2020 Actual</u>	<u>2021 Actual</u>	<u>2022 Amended</u>	<u>2023 Adopted</u>	<u>% Change 2022 to 2023</u>
SPLOST Fund					
Revenue					
Taxes	239,331	280,430	249,060	286,257	13%
Interest	954	12	-	-	0%
Operating Transfers In	200,000	-	-	-	0%
Budget Carryforward	-	-	-	512,743	100%
SPLOST Revenue Total	<u>440,285</u>	<u>280,443</u>	<u>249,060</u>	<u>799,000</u>	69%
Expenditures					
Repairs & Maintenance	66,000	-	-	-	0%
Other Services & Charges	-	-	249,060	100,000	-149%
Operating Transfers Out	-	343,745	-	-	0%
Capital Outlay	-	-	-	699,000	0%
SPLOST Expenditures Total	<u>\$66,000</u>	<u>\$343,745</u>	<u>\$249,060</u>	<u>\$799,000</u>	69%
SPLOST Net					
Revenues/(Expenditures)	<u>374,284.52</u>	<u>(63,302.52)</u>	<u>-</u>	<u>-</u>	0%

CITY OF COLLEGE PARK, GEORGIA
FISCAL YEAR 2023 BUDGET

	<u>2020 Actual</u>	<u>2021 Actual</u>	<u>2022 Amended</u>	<u>2023 Adopted</u>	<u>% Change 2022 to 2023</u>
TSPLOST Fund Revenue					
Taxes	2,266,793	2,513,072	2,268,247	2,775,391	18%
Other Income	-	628	315,500	-	0%
Expenditure Totals					
TSPLOST Revenue Total	<u>2,266,793</u>	<u>2,513,700</u>	<u>2,583,747</u>	<u>2,775,391</u>	7%
Expenditures					
Operating Transfers Out	1,928,459	58,700	2,583,747	2,775,391	7%
TSPLOST Expenditures Total	<u>1,928,459</u>	<u>58,700</u>	<u>2,583,747</u>	<u>2,775,391</u>	7%
TSPLOST Net					
Revenues/(Expenditures)	<u>338,334</u>	<u>2,455,001</u>	-	-	0%

Water and Sewer Department Organizational Chart



CITY OF COLLEGE PARK, GEORGIA
FISCAL YEAR 2023 BUDGET

	2020 Actual	2021 Actual	2022 Amended	2023 Adopted	% Change 2022 to 2023
Water /Sewer					
Revenue					
Assessments	-	5,550	-	5,000	100%
Charges for Services	8,414,159	8,887,226	9,038,468	9,817,856	8%
Intergovernmental	-	28,403	-	-	0%
Interest	23,094	-	-	-	0%
Operating Transfers In	-	11,940	-	-	0%
Water /Sewer Revenue Total	8,437,253	8,933,119	9,038,468	9,822,856	8%
Expenditures					
Personnel Services	\$750,949	\$666,350	\$835,771	\$966,994	14%
Employee Benefits	283,200	284,127	356,212	378,959	6%
Communication & Util	97,797	119,798	85,076	137,282	38%
Rental	34,650	8,814	9,889	9,000	-10%
Repair & Maintenance	673,031	520,252	495,704	933,689	47%
Building Maintenance	5,265	5,000	5,000	5,000	0%
Training & Education	14,739	10,477	22,300	13,100	-70%
Other Services & Charges	299,513	268,651	346,507	160,501	-116%
Materials & Supplies	42,473	43,911	43,953	45,460	3%
Cost of Sales	5,615,136	5,948,360	5,832,000	5,891,532	1%
Operating Transfers Out	75,555	-	-	-	0%
Accounting Charge	-	28,403	-	-	0%
Capital Outlay	330,086	24,100	20,000	300,139	93%
Debt Services	980,699	981,498	986,057	981,200	0%
Water/Sewer Expenditure Total	\$9,203,093	\$8,909,743	\$9,038,468	\$9,822,856	8%
Adjustments					
Capital Outlay	(173,175)	121,225	-	-	0%
Water & Sewer Net Revenue	(592,665)	(97,849)	-	-	0%

Water/Sewer Personnel

Full Time Positions:	2020 Actual	2021 Actual	2022 Amended	2023 Adopted
Water/Sewer Superintendent	1	1	1	1
Water/Sewer Supervisor	1	1	1	1
Environmental Compliance Officer	1	1	1	1
Equipment Operator I	2	1	1	1
Equipment Operator II	1	2	2	2
Laborer I	4	4	4	4
Laborer II	5	5	5	5
Lift Station Operator I	2	2	2	2
Water/Sewer Coordinator	1	1	1	1
Total Personnel:	18	18	18	18

**CITY OF COLLEGE PARK, GEORGIA
FISCAL YEAR 2023 BUDGET**

Program Name: Water and Sewer Division – Water Administration

Program Description:

The Water/Sewer Administration program provides leadership, direction, and support for all the Operations programs including Water Distribution and Wastewater Collection System in the City of College Park. Duties include, but are not limited to; Update standby board at Police Department – Maintain Daily Reports, Submit Monthly reports to Public Works daily and weekly activities (which includes projected activities for upcoming daily/monthly for monthly reports) – Submit daily/bi-weekly attendance and payroll. Prepare Budget – Processing Invoices – Answering incoming calls – Call in locates requested by UPC – Assist in Preparing Agenda Items.

Trends:

The Water/Sewer Administration program is responsible for the distribution of an increasing number of work orders; related to operations and phone calls to help rectify customer complaints.

Program Broad Goals:

Provide leadership, direction, and management to the Operations program to ensure the delivery of safe, reliable, and efficient services.

Program 22/23 Objectives:

Manage the City Water and Wastewater Operations to provide safe/reliable services and maintain compliance with all federal and state requirements. Monitor and update the High-Performance Work System, which promotes efficient use of the various disciplines within the Operation’s program.

Performance Measures

Program/Service Outputs: (goods, services, units produced)

	Estimated 22/23
Phone inquiries processed	9,000
Prepare Work Orders (Customer Service Requests/ Inter-office)	5,000
Prepare Reports (Monthly/Weekly, Leak Detection, Water Loss, Etc.)	12
Prepare Bi-Weekly Payroll	26
Prepare Daily Attendance Log	332
Prepare Invoice’s	1,500
Input Water Meter Information in Harris System	400

Program/Service Outcomes: (based on program objectives)

	Estimated 22/23
Effective Asset Management	40%
Customer Service	100%
Workforce Development	85%
Financial Viability and Enhanced Communication	80%

CITY OF COLLEGE PARK, GEORGIA
FISCAL YEAR 2023 BUDGET

Performance Measures

Program/Service Outputs: (goods, services, units produced)

	Actual 21/22
Phone inquiries processed	5,800
Prepare Work Orders (Customer Service Requests/ Inter-office)	2,700
Prepare Reports (Monthly/Weekly, Leak Detection, Water Loss, Etc.)	12
Prepare Bi-Weekly Payroll	26
Prepare Daily Attendance Log	365
Prepare Invoices	1,000
Input Water Meter Information in Harris System	240

Program/Service Outcomes: (based on program objectives)

	Actual 21/22
Effective Asset Management	50%
Customer Service	100%
Workforce Development	85%
Financial Viability and Enhanced Communication	80%

Prior Year Highlights:

- Filed and organized sanitary sewer reports
- Filed and organized in-house work orders
- Maintained Inventory for office and water/sewer supplies
- Prepared COA Clayton County and Fulton County bills
- Compiles Fulton County Data Flow (Monthly)
- Prepare payroll for Division; gather monthly late accruals for Division
- Prepared Invoices for payment
- Assisted with AMI Infrastructure with Meter endpoint information
- Copied and scanned utility service orders from Customer Service
- Prepared monthly/daily reports for Public Works Director
- Maintenance “temporary hydrant” accounts; set up accounts/ gather monthly reads for billing
- Assist Customer Service on Billing, Rereads, Service Start-Up, Trouble Code Reports, Rereads and Customer Complaints
- Performed meter and electronic radio transmitter (ERT) change outs associated with the city’s AMI Project

**CITY OF COLLEGE PARK, GEORGIA
FISCAL YEAR 2023 BUDGET**

Program Name: Public Works/Water and Sewer Division – Water and Sewer Compliance

Program Description:

The Water/Sewer Compliance Program promotes water conservation to citizens through education and incentives, and maintains compliance with the Georgia Environmental Protection Division (GaEPD) and the Metropolitan North Georgia Water Planning District. This program maintains industrial surcharge and inspections of sewers for: erosion and sewer spill violations, along with issuing Citations for City of College Park ordinance violations. Water/Sewer Compliance Program represents ARC Storm water Task Force, ARC Clearwater Campaign. Water/Sewer Compliance Program also offers Report's (CCR) to GaEPD and College Park Customers, and prepares annual Storm water reports for GaEPD.

Trends:

The City will continue to promote and encourage water conservation and grease control to our customers. The City will also continue to meet all of the conservation measures under the Georgia Environmental Protection Division. Also, the City participates in an active toilet rebate program under the guidelines of the Metropolitan North Georgia Water Planning District.

Program Broad Goals:

Maintain compliance with the State Conservation program. Promote water conservation, grease control and sewer spills to customers, especially in the context of larger sustainability issues.

Program 22/23 Objectives:

Meet or surpass the conservation measures required under the guidelines of the Metropolitan North Georgia Water Planning District and Georgia Environmental Protection division (EPD). Provide information on water conservation best management practices to citizen through public outreach education, workshops, the City's website and literature.

Performance Measures

Program/Service Outputs: (goods, services, units produced)

	Estimated 22/23
Number of oil and grease traps inspected	28
Number of Streams Inspected for Sewer Spills	10
Number of Manholes Inspected (Troubled Areas)	20
Operation of SCADA and other Controls for the Water Distribution System	Yes

Program/Service Outcomes: (based on program objectives)

	Estimated 22/23
Effective Asset Management	60%
Customer Service	100%
Workforce Development	80%
Financial Viability and Enhanced Communication	90%

Performance Measures

**CITY OF COLLEGE PARK, GEORGIA
FISCAL YEAR 2023 BUDGET**

Program/Service Outputs: (goods, services, units produced)

	Actual 21/22
Number of oil and grease traps inspected	28
Number of Streams Inspected for Sewer Spills	10
Number of Manholes Inspected (Troubled Areas)	20
Operation of SCADA and other Controls for the Water Distribution System	Yes

Program/Service Outcomes: (based on program objectives)

	Actual 21/22
Effective Asset Management	60%
Customer Service	100%
Workforce Development	85%
Financial Viability and Enhanced Communication	90%

Prior Year Highlights:

- Identified Problem Sewer Areas to Prevent Sewer Spills
- Monthly Grease Control Program by Checking Grease Traps
- Citywide checking of pollution of streams
- Assisted in preparing Stormwater MS4 Report
- Industrial Surcharge and Sanitary Sewer Billing
- Monitoring of the SCADA System
- Monitoring of the Chemical System
- Maintained/ Updated Water Usage Report
- Provided oversight of the city’s Sanitary Sewer Evaluation Study involving cleaning and CCTV of the sanitary sewer system

**CITY OF COLLEGE PARK, GEORGIA
FISCAL YEAR 2023 BUDGET**

Program Name: Public Works/Water and Sewer Division – Wastewater Maintenance

Program Description:

Water and Sewer Wastewater Maintenance Program is responsible for the maintenance and operations of the Waste Water Collection System and Sewer Services connections; for residential and commercial customers. The Sewer Collection System services approximately ten (10) square miles with a total of 78.3 miles of sewer mains.

Trends:

The Water and Sewer Division has established an aggressive Sanitary Sewer Evaluation Study (SSES); to provide the City with a comprehensive map of its sanitary sewer system while identifying defects and inefficiencies in the system. The results of the SSES will be used to identify portions of the system requiring repairs and/or maintenance to improve the efficiency of the system while reducing the City’s wastewater treatment cost.

Program Broad Goals:

Operate and maintain Sewer Lift Stations without spills or odor complaints. Meet or surpass all state and federal regulatory requirements. Also, provide safe continuous transport of all wastewaters within the City of College Park. Ensure correct sewer line operation conditions to avoid odor complaints. Reduce the number of sewer spill in wastewater collection system.

Program 22/23 Objectives:

Operate the sewer Lift Station in an effective and efficient manner, without sewer spills or odor complaints. Provide preventative maintenance and quick responses to operational needs. Reduce odor and chemical costs within the sewer system by evaluating alternative chemicals to control odors.

Performance Measures

Program/Service Outputs: (goods, services, units produced)

	Estimated 22/23
Sewer Lift Station Maintenance/Repairs	2
High Pressure Cleaned Sanitary Sewer Main (Blockages)	60
Sewer Manholes Located and Repaired	4
Sanitary Sewer Repair/Replacement	300 LF
Sewer Flow Meter for Repair/ Replacement	2

Program/Service Outcomes: (based on program objectives)

	Estimated 22/23
Effective Asset Management	70%
Customer Service	100%
Workforce Development	85%
Financial Viability and Enhanced Communication	70%

Performance Measures

Program/Service Outputs: (goods, services, units produced)

**CITY OF COLLEGE PARK, GEORGIA
FISCAL YEAR 2023 BUDGET**

	Actual 21/22
Sewer Lift Station Maintenance/Repairs	5
High Pressure Cleaned Sanitary Sewer Main (Blockages)	57
Sewer Manholes Located and Repaired	4
Sanitary Sewer Repair/Replacement 260 LF	
Sewer Flow Meter for Repair/ Replacement	2

Program/Service Outcomes: (based on program objectives)

	Actual 21/22
Effective Asset Management	50%
Customer Service	100%
Workforce Development	85%
Financial Viability and Enhanced Communication	80%

Prior Year Highlights:

- Replaced both meter and shaft to the Muffin Muster.
- Replaced camera head on the CCTV truck.
- Unclogged sanitary sewer mains (CITYWIDE)
- Check problem sanitary sewer mains (CITYWIDE)
- Replaced motor for pump#3 at S.E. Lift Station
- Located 32 manholes, Repaired 0 manholes (CITYWIDE)
- SSES Program CCTV sewer mains (CITYWIDE)

CITY OF COLLEGE PARK, GEORGIA
FISCAL YEAR 2023 BUDGET

Program Name: Public Works/Water and Sewer Division – Water Distribution Maintenance

Program Description:

The Water Distribution System program provides for maintenance, repair, installation and replacement of the City Water Distribution System. This system has approximately 94.4 a miles of water mains, approximately 1,000 fire hydrants, 3,000 water service lines (meters) and approximately 5,000 main line valves. Also, the program is responsible for operations, maintenance, repair and the replacement of the four (4) booster Pump Stations, two (2) Elevated Water Tank sites and 750,000 storage capacities.

Trends:

The Water and Sewer Division has established an aggressive replacement of aging water lines through Capital Improvement which will result reduction in emergency main and service line repairs. The rapid growth of development in the City has improved; which allows staff to focus on preventative/productive maintenance and increasing the efficiency of life in the primary equipment. Also, the City has an active Leak Detection Program that has proven beneficial to the City. This program has identified many leaks in the City; which is cost savings. The City is considering the possibility of establishing ground water wells for alternative water use.

Program Broad Goals:

Deliver safe and reliable potable water to City water customers through the Water Distribution System. Provide proper maintenance for the Distribution System and Production System components to prevent service disruptions. Also, a meter replacement program has been established to increase revenues and water loss accountability.

Program 22/23 Objectives:

Minimize service disruptions through preventative maintenance of production equipment and proper underground utility identification and markings. Deliver the highest level of service to customers. Continue with the aggressive meter replacement program to increase revenues and water accountability. Complete budget capital infrastructure improvements.

Performance Measures

Program/Service Outputs: (goods, services, units produced)

	Estimated 22/23
Water Meter Replacement	160
Leak Detection (Reported Leaks)	10
Fire Hydrant Repair/Replacement	15
Valve Vacuum/Exerciser	22
Valve Insertion	5
Water Main Replacement (LF)	1,200
Elevated Tank Maintenance	2
Water Pump Station Maintenance/Repair	2

CITY OF COLLEGE PARK, GEORGIA
FISCAL YEAR 2023 BUDGET

Program/Service Outcomes: (based on program objectives)

	Estimated 22/23
Effective Asset Management	60%
Customer Service	100%
Workforce Development	80%
Financial Viability and Enhanced Communication	70%

Performance Measures

Program/Service Outputs: (goods, services, units produced)

	Actual 21/22
Water Meter Replacement	120
Leak Detection (Reported Leaks)	0
Fire Hydrant Repair/Replacement	4
Valve Vacuum/Exerciser	15
Valve Insertion	2
Water Main Replacement (LF)	200 LF
Elevated Tank Maintenance	2
Water Pump Station Maintenance/Repair	2

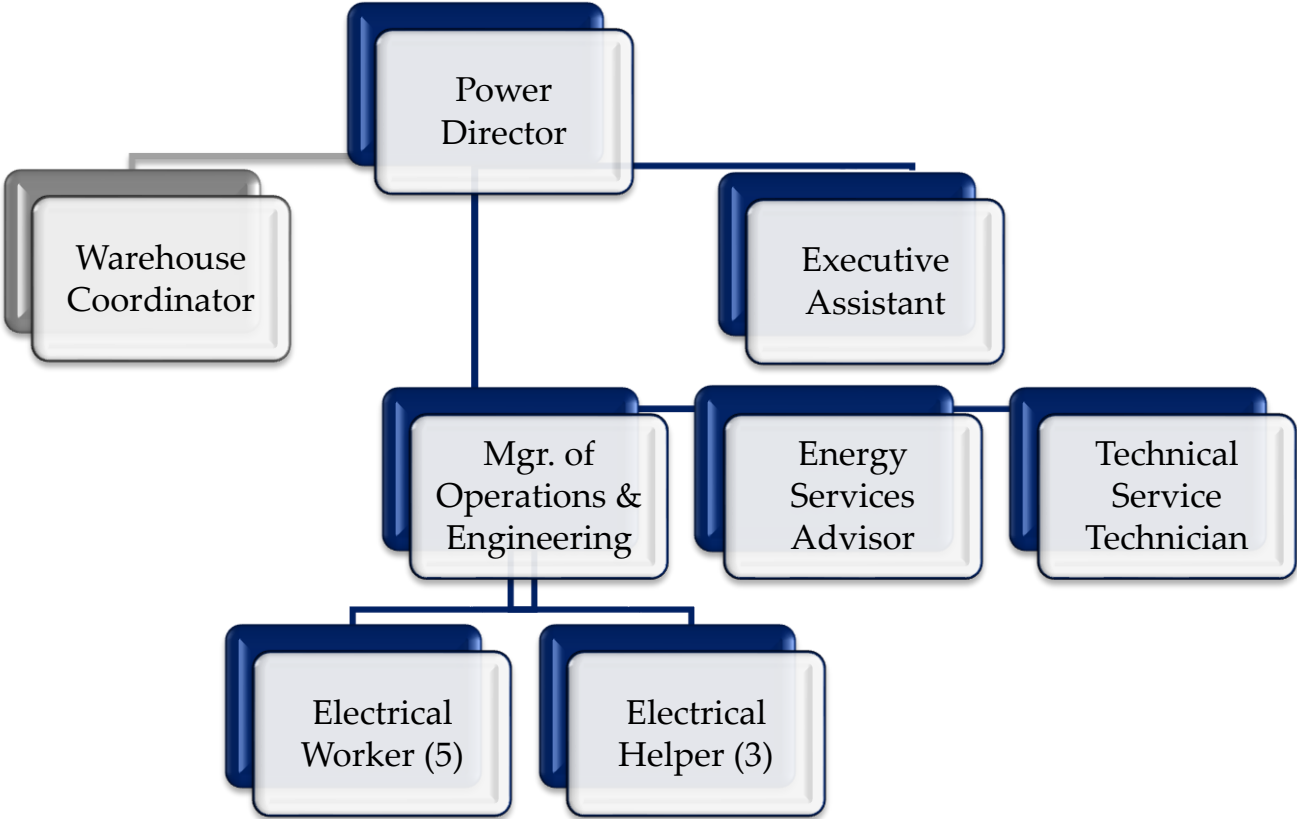
Program/Service Outcomes: (based on program objectives)

	Actual 21/22
Effective Asset Management	25%
Customer Service	100%
Workforce Development	85%
Financial Viability and Enhanced Communication	50%

Prior Year Highlights:

- Installed new 8-inch water main from John Calvin Ave to Simmons Ave

Power Line Organizational Chart



CITY OF COLLEGE PARK, GEORGIA
FISCAL YEAR 2023 BUDGET

	2020 Actual	2021 Actual	2022 Amended	2023 Adopted	% Change 2022 to 2023
Electric Line Revenue					
Taxes	458,274	309,829	450,000	450,000	0%
Charges for Services	28,386,134	34,831,697	38,420,000	41,792,855	8%
Leases & Other Rent	123,575	93,614	125,000	132,000	5%
Intergovernmental	-	257,815	-	-	0%
Other Income	376,153	3,719,444	500,400	1,450,000	65%
Interest	61,124	1,386	1	-	0%
Commissions	27,173	9,098	12,000	21,000	43%
Electric Line Revenue Total	29,432,434	39,222,882	39,507,401	43,845,855	10%
Expenditures					
Personnel Services	\$769,427	\$737,967	\$814,780	\$940,358	13%
Employee Benefits	266,362	264,904	280,010	303,479	8%
Communication & Util	153,006	164,885	169,688	174,813	3%
Rental	972	-	3,000	3,000	0%
Repair & Maintenance	745,205	650,378	828,942	881,348	6%
Building Maintenance	776	2,777	7,400	7,400	0%
Training & Education	57,171	36,891	59,600	59,800	0%
Other Services & Charges	896,595	981,913	1,922,140	3,354,045	43%
Materials & Supplies	93,233	55,337	151,175	151,175	0%
Cost of Sales	27,589,637	28,335,304	30,801,000	30,701,000	0%
Operating Transfers Out	1,110,544	1,531,346	200,000	1,200,000	0%
Accounting Charge	625	203,517	64,400	-	0%
Capital Outlay	1,913,568	2,394,629	2,635,000	4,477,000	41%
Debt Services	-	-	50,000	-	0%
Electric Line Expenditure Total	\$33,597,122	\$35,359,848	\$37,987,135	\$42,253,418	10%
Other Fund Departments (Shown Separately)					
Electric Warehouse	\$125,714	\$94,505	\$111,687	\$113,276	1%
Electric Meter Reading	\$230,356	\$210,329	\$242,954	\$243,192	0%
Electric Customer Service	1,099,403	985,778	1,165,625	1,235,969	6%
	1,455,472	1,290,612	1,520,266	1,592,437	5%
Adjustments					
Depreciation Expense	919,618	966,248	-	-	0%
Capital Outlay	(1,938,613)	(2,394,629)	-	-	0%
	(1,018,995)	(1,428,381)	-	-	
Electric Line Net Revenue	(4,601,166)	4,000,802	-	-	0%

Electric Line Personnel

Full Time Positions:	2020 Actual	2021 Actual	2022 Amended	2023 Adopted
Power Director	1	1	1	1
Mgr- Operations & Engineering	0	1	1	1
Distribution Engineer	1	0	0	0
Electrical Worker	4	4	5	5
Executive Assistant	1	1	1	1
Electrical Technician	1	1	1	1
Electrical Helper	4	4	3	3
Energy Services Advisor	1	1	1	1
Total Personnel:	13	13	13	13

CITY OF COLLEGE PARK, GEORGIA
FISCAL YEAR 2023 BUDGET

Program Name: Power Department – Line Division

Program Description: The line division program includes the overall department administration function and is responsible for operational, budget, purchasing, financial, and staffing activities for all divisions of the Power Department. The management staff provides leadership, direction and support for all divisions. Senior staff participates in and interacts with joint agency MEAG Power, state electric utility agencies, Electric Cities of Georgia, and other professional and industry organizations to maximize the efficiency of the operation and revenue from the sale of excess power to external customers, local utilities, and regional and national power grids.

The line division is responsible for engineering, design, construction, installation, and maintenance of the City's electric power distribution system and traffic signals. This distribution system includes eight power distribution substations, 27 feeder circuits, and approximately 152 miles of overhead and underground line serving approximately 8,300 electric utility customers. There are 42 traffic signals in the City with 24 owned and operated by the Power Department.

Trends: Economic conditions continue to influence budget priorities and require vigilant and aggressive budget management to ensure maximum benefit from budgeted expenditures. Annual Power Department projects continue to focus on infrastructure improvements for reliability to its customers.

Commercial customer prospects are increasing and should result in more projected revenue in the near future.

Program Broad Goals: Continue to provide clean, reliable power to the citizens and rate payers at economically competitive rates by providing insight and planning necessary to maintain the power distribution system at the highest levels possible while ensuring the citizens and rate payers' dollar are spent wisely and with maximum effect.

Program 22/23 Objectives: Complete budgeted capital infrastructure improvements within the fiscal year that include:

- Begin Phase 1 of a distribution automation system
- Replace underground primary conductor at Alexander Landing apartments.
- Install new underground service to the Sheraton Hotel
- Install 40 new decorative lights at the Lakeshore Drive sidewalk project
- Upgrade traffic signals at Leslie & Main
- Upgrade traffic signals at Global Gateway & Riverdale Road
- Upgrade traffic signals at Godby Road & Scofield Road
- Upgrade traffic signals at Riverdale Road & I85N
- Upgrade traffic signals at Riverdale Road & I85S
- Add additional street lighting
- Provide underground service and lighting to the proposed Hawthorne Station subdivision
- Provide underground service and lighting to the proposed 6 West subdivision
- Provide underground service and lighting to the proposed W. Fayetteville subdivision
- Provide underground service and lighting to the proposed 6 Point homes on Fairway Drive
- Begin infrastructure installation on Rhodes St. and for the 6 West development

**CITY OF COLLEGE PARK, GEORGIA
FISCAL YEAR 2023 BUDGET**

- Complete circuit extensions for the expansion of the ATL Data Center
- Provide underground service for the Project Diamond multifamily apartments and retail

Performance Measures

Program/Service Outputs: (goods, services, units produced)

Complete all projects as planned within the budget constraints.

Estimated 22/23
20

Program/Service Outcomes: (based on program objectives)

Maintain projects at or below budget projections.

Estimated 22/23
5%

Performance Measures

Program/Service Outputs: (goods, services, units produced)

Complete projects as budgeted

Estimated 22/23
7

Program/Service Outcomes: (based on program objectives)

Maintain projects at or below budget projections

Estimated 22/23
6%

Performance Measures

Program/Service Outputs: (goods, services, units produced)

Goals of project completion.

Actual 21/22
7

Program/Service Outcomes: (based on program objectives)

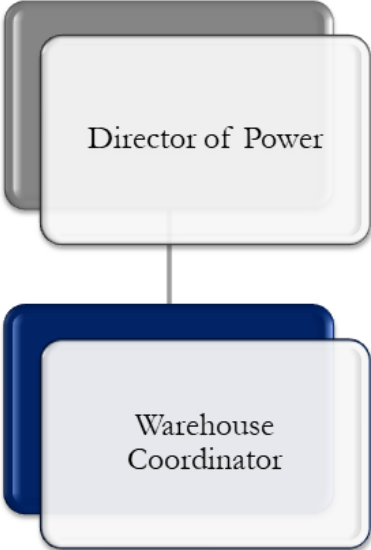
Maintain projects at or below budget projections

Actual 21/22
7%

Prior Year Highlights:

- Completed the LED conversion of LED streetlights throughout the City
- Provided new underground services to the Princeton Village housing expansion
- Provided new underground services to the Hanover homes
- Began construction of 4 new power circuits for the expansion of the ATL Data Center
- Began installing additional street lights throughout the City for increased safety
- Replaced underground primary service to the Diplomat apartments

Power Warehouse Organizational Chart



CITY OF COLLEGE PARK, GEORGIA
FISCAL YEAR 2023 BUDGET

	2020 Actual	2021 Actual	2022 Amended	2023 Adopted	% Change 2022 to 2023
Warehouse					
Expenditures					
Personnel Services	\$49,097	\$49,475	\$49,462	\$51,908	5%
Employee Benefits	24,525	26,281	27,168	28,650	5%
Communication & Util	2,707	1,703	5,124	4,480	-14%
Repair & Maintenance	6,203	4,975	13,704	12,810	-7%
Building Maintenance	2,597	2,098	2,700	2,700	0%
Training & Education	-	-	400	400	0%
Other Services & Charges	14,851	9,220	11,979	11,178	-7%
Materials & Supplies	688	753	1,150	1,150	0%
Capital Outlay	25,045	-	-	-	0%
Warehouse Expenditure Total	\$125,714	\$94,505	\$111,687	\$113,276	1%

Warehouse Personnel

Full Time Positions:	2020 Actual	2021 Actual	2022 Amended	2023 Adopted
Warehouse Coordinator	1	1	1	1
Total Personnel:	1	1	1	1

**CITY OF COLLEGE PARK, GEORGIA
FISCAL YEAR 2023 BUDGET**

Power Department – Warehouse Division

Program Description:

The Power Department Warehouse Division program maintains two storage locations, one at the Power Department headquarters location and the other, a remote location at 1060 Forest Parkway. At the 1060 location is housed all the larger power related construction material as well as a limited number of stored documents and at the headquarters is stored smaller items for both the Power Department and non-power departments. The Warehouse is responsible for bidding, ordering, receiving and stocking all items for the Power Department and certain items used by other non-power department users. Power Department catalog items include office supplies, meters, pole and underground hardware, aerial and underground cable and transformers, and other hardware and equipment used in the construction and maintenance of the power distribution system. Non-power related catalog items include building cleaning supplies, light bulbs, trash bags, batteries, etc. The warehouse program provides monthly use and requisition reports, semi-annual inventories, as well as all shipping and receiving documents to match with purchase orders and invoices.

Trends:

With the advent of internet technology, the warehouse has worked with the Power Department to match materials stocked with Power Department work orders, which has helped to add material descriptions and pricing to work orders through an internet-based inventory/work order system offered by ECG.

Program Broad Goals:

Ensure all bids and RFPs issued by the warehouse comply with current purchasing policies and are closely reviewed for best quality at lowest price; Maintain minimum stock levels on high use items by closely monitoring re-order quantities; Produce accurate and timely monthly reports for accounting and department use; Ensure highest possible level of security and loss prevention.

Program Objectives:

Continue to reduce the central stores shrinkage loss to below 2.5% of total central stores valuation as reported in the annual fiscal year-end inventory.

Performance Measures

Program / Service Outputs: (goods, services, units produced)

Estimated 22/23

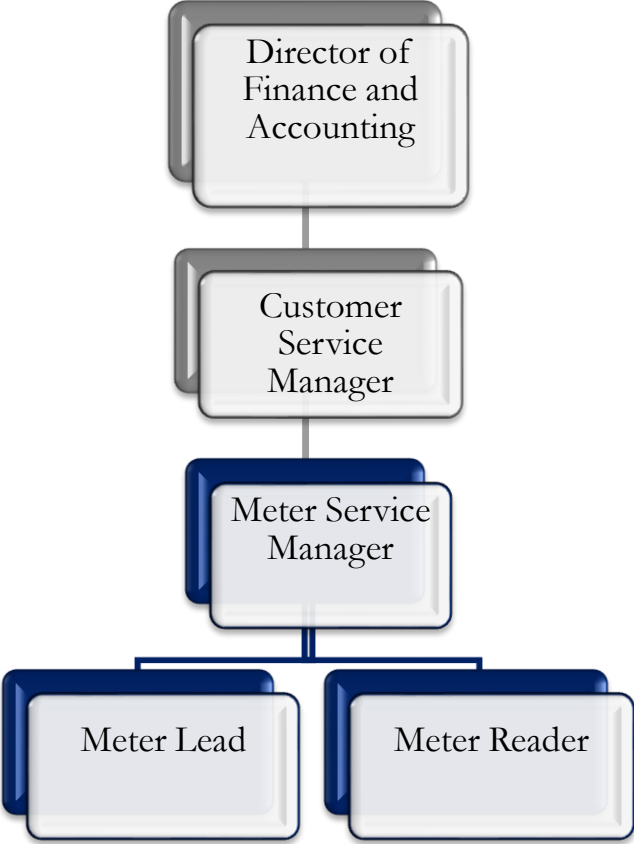
of Budgeted Capital Projects/Programs

0

Prior Year Highlights:

- Prepared monthly reports in a timely manner.
- Performed and prepared the annual inventory report.
- Worked with Power Department to add in-stock material pricing to work orders using the Hiperweb inventory database

Meter Reading Organizational Chart



CITY OF COLLEGE PARK, GEORGIA
FISCAL YEAR 2023 BUDGET

	2020 Actual	2021 Actual	2022 Amended	2023 Adopted	% Change 2022 to 2023
Meter Reading					
Expenditures					
Personnel Services	\$139,095	\$127,008	\$126,933	\$151,936	16%
Employee Benefits	49,464	46,321	53,817	54,600	1%
Communication & Util	9,095	7,131	3,792	6,505	42%
Repair & Maintenance	18,362	15,755	13,345	13,236	-1%
Other Services & Charges	8,213	9,661	10,362	8,210	-26%
Materials & Supplies	6,127	4,453	8,705	8,705	0%
Capital Outlay	-	-	26,000	-	0%
Meter Reading Expenditure Total	\$230,356	\$210,329	\$242,954	\$243,192	0%

Meter Reading Personnel

Full Time Positions:	2020 Actual	2021 Actual	2022 Amended	2023 Adopted
Meter Service Man	1	1	1	1
Meter Readers	1	1	1	1
Meter Lead	1	1	1	1
Total Personnel:	3	3	3	3

**CITY OF COLLEGE PARK, GEORGIA
FISCAL YEAR 2023 BUDGET**

Program Name: Meter Reading

Program Description: The Customer Service Department’s Meter Division is responsible for accurately reading all electric and water meters in the City for utility billing purposes. In addition, this includes the customers that are outside the City, but receive power from the system. These matters and other primary activities include daily connects and disconnects, completion of miscellaneous work and service orders, “cut-offs” and “cut-ons”, re-reads, meter installation & replacements, and theft of service investigation.

Trends: Due to the weak economy, business downsizing, reduced customer base, and other economic pressures, there has been very little change in the total number of electric and power meters being read each month. The installation of the AMI (*Automated Metering Infrastructure*) water/electric meters, to AMR standards, is improving the efficiency of the meter reading process.

Program Broad Goals: Ensure the accurate and timely reading of all water and electric meters; complete all work and service orders in a timely manner; work with other departments to quickly identify and correct water meter mechanical and AMI problems and reading errors and reduce the number of water meter re-reads caused by such issues.

Program 22/23 Objectives: Maintain a high rate of accuracy at 98% or better; complete all service cut-ons within 24 hours of issue; complete miscellaneous work orders within 2 days of request; complete billing requests and rereads in a timely manner within the billing schedule dates; identify/rectify non-communicating endpoints; investigate power fails and illegal power tampering. Being that the AMI installation has been completed, the activity of the meters (reading/disconnections/reconnections, etc.) will be monitored closer

Performance Measures

Program/Service Outputs: (goods, services, units produced)

Read all meters and completed service orders on a timely basis.

Estimated 22/23

98%

Program/Service Outcomes: (based on program objectives)

Completed projects within budget constraints.

Estimated 22/23

5

Performance Measures

Program/Service Outputs: (goods, services, units produced)

Actual 21/22

Read all meters and completed service orders on a timely basis.

90%

Program/Service Outcomes: (based on program objectives)

Completed projects within budget constraints.

Actual 21/22

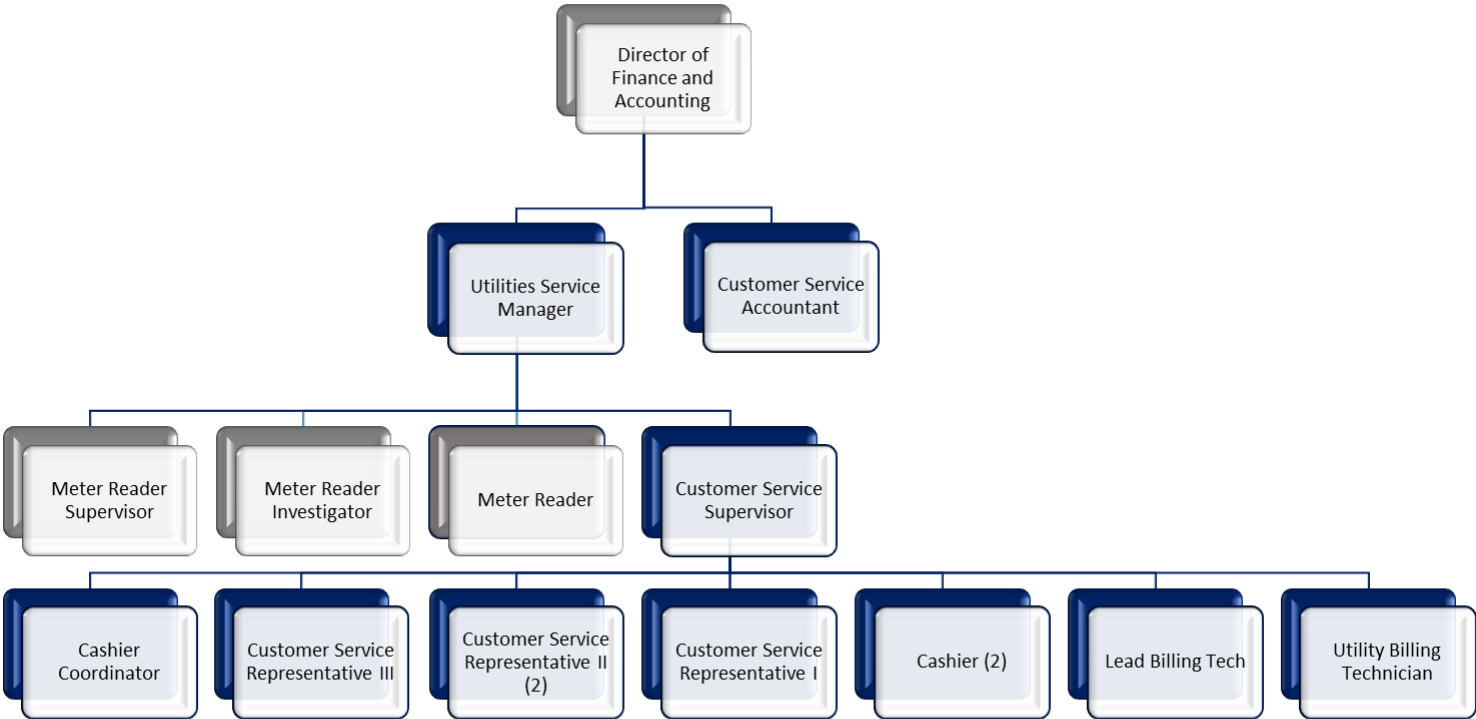
3

CITY OF COLLEGE PARK, GEORGIA
FISCAL YEAR 2023 BUDGET

Prior Year Highlights:

- Completed 98% of the AMI installation citywide
 - Identified discrepancies with incorrect information on water endpoints
 - Identified all of the “non-working” electric meters
 - Identified and investigated more theft of services
- Ability to gather all water and electric rereads/data needed for Utility billing to ensure timely statements

Customer Service Organizational Chart



CITY OF COLLEGE PARK, GEORGIA
FISCAL YEAR 2023 BUDGET

	2020 Actual	2021 Actual	2022 Amended	2023 Adopted	% Change 2022 to 2023
Customer Services					
Expenditures					
Personnel Services	\$472,667	\$380,416	\$504,415	\$600,368	16%
Employee Benefits	211,981	163,749	210,658	253,758	17%
Communication & Util	38,671	34,400	43,339	34,720	-25%
Repair & Maintenance	21,557	8,710	34,541	16,667	-107%
Building Maintenance	-	202	-	-	0%
Training & Education	750	-	6,455	6,455	0%
Other Services & Charges	230,958	289,352	236,307	228,901	-3%
Materials & Supplies	121,343	104,949	126,910	92,100	-38%
Accounting Charges	1,475	3,829	3,000	3,000	0%
Debt Services	-	171	-	-	0%
Customer Services Expenditure Total	\$1,099,403	\$985,778	\$1,165,625	\$1,235,969	6%

Customer Service Personnel

Full Time Positions:	2020 Actual	2021 Actual	2022 Amended	2023 Adopted
Utilities Services Manager	1	1	1	1
Customer Service Supervisor	1	1	1	1
Cashier Coordinator	1	1	1	1
Cashier	2	2	2	2
Customer Service Rep I	1	1	1	1
Customer Service Rep II	2	2	2	2
Customer Service Rep III	1	0	1	1
Utility Billing Technician	1	1	1	1
Lead Billing Technician	0	1	1	1
Customer Service Accountant	1	1	1	1
Part Time Positions	2	1	0	0
Total Personnel:	13	12	12	12

CITY OF COLLEGE PARK, GEORGIA
FISCAL YEAR 2023 BUDGET

Program Name: Customer Service

Program Description:

The Customer Service Division is responsible for providing accurate and timely billing of the City's electric, water, sewer, storm water, and sanitation services. In accordance with Section 10 of the City's ordinances. In addition, the staff is equipped to assist customers with establishing and disconnecting utility services while responding to billing inquiries and processing payments. These payments include utility bills, property taxes, business licenses, permits and other payments that are remitted to the City. Revenue recovery is a function of this program as well.

Trends:

The City's utility customer base had decreased over the past several years because of airport expansion, but has leveled over the past 7 years. With the improvement in the economic environment, recent annexations, coupled with the efforts of the City's Economic Development department, the customer service division expects to service more commercial and residential customers. Simultaneously, the existing and new customers are demanding more online information and improved accuracy in the information that they receive. The partnership with GE and ECG will continue to provide the technology associated with the Automated Meter Infrastructure to meet the customers' needs while providing faster and more reliable information.

Program Broad Goals:

To prepare and produce bills that reflect the electric, water, meter, sanitation, storm water services and associated taxes/fees in a more timely and accurate manner; respond to all customer calls and inquiries in a consistent and timely manner with a high level of expertise; process daily cash and electronic payments with a high level of accuracy; increase in-house professionalism by providing employees with the tools and training necessary to empower staff with the knowledge and skills necessary to perform at peak efficiency; stronger customer service performance that could strengthen the relationship the City shares with employees, vendors, customers, citizens and constituents.

Program 22/23 Objectives:

To fully utilize the new AMI Utility billing and meter reading technology; To improve the delivery of utility bills in a timely manner; implement more efficient ways to communicate and engage with the Community; implement more sources for customer interactions; continue to process utility billing in a timely manner; recover outstanding debt on utility accounts.

Performance Measures

Program/Service Outputs: (goods, services, units produced)

	Estimated 22/23
Bill all Existing and new account	160,000
Total dollars billed	\$50,000,000

Program/Service Outcomes: (based on program objectives)

CITY OF COLLEGE PARK, GEORGIA
FISCAL YEAR 2023 BUDGET

	Estimated 22/23
Utility bills mailed accurately	98%
Utility bills mailed timely	90%
Customer call answered timely	95%
Customer signed up for on-line payment/account access.	2,000
In-House Bill Printing	95%

Performance Measures

Program/Service Outputs: (goods, services, units produced)

	Actual 21/22
Bill all Existing and new accounts	147,278
Total dollars billed	\$25,000.000

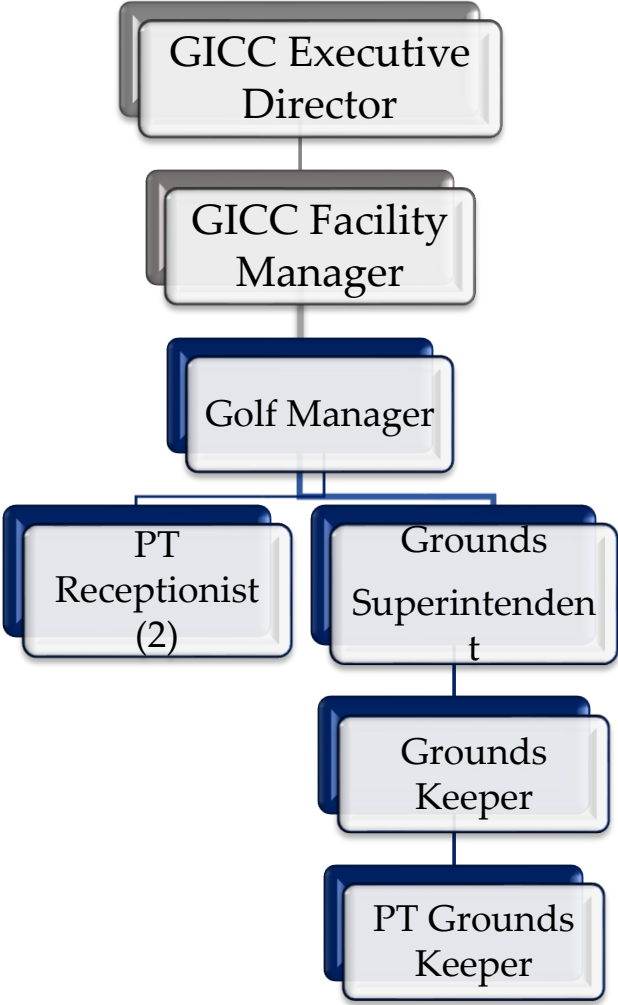
Program/Service Outcomes: (based on program objectives)

	Actual 21/22
Utility bills mailed accurately	95%
Utility bills mailed timely	85%
Customer call answered timely	90%
Customer signed up for on-line payment/account access.	2,000

Prior Year Highlights:

- Improved phone correspondence weekly report (*handling of incoming calls*)
- Improved Customer Service interactions (*social media platform, bill messages, etc.*)
- Improved collections of delinquent and past due accounts; resumed accessing late penalties
- Improved Utility Billing process and gathered monthly statistics in a timely manner
- Identified and fixed anomalies found in the field/system with the AMI software (Beacon/OTV)
- Cross train of key personnel complete to allow for continuity of corporate knowledge providing better business processes and efficiency
- Conduct weekly interdepartmental collaboration meetings facilitated by the Customer Service team to address and resolve outstanding technical issues associated with various operating systems
- Improved Team Building

Golf Course Organizational Chart



CITY OF COLLEGE PARK, GEORGIA
FISCAL YEAR 2023 BUDGET

	2020 Actual	2021 Actual	2022 Amended	2023 Adopted	% Change 2022 to 2023
Golf Course					
Revenue					
Charges for Services	152,711	290,026	183,062	280,000	35%
Leases & Other Rent	1,836	1,858	3,000	5,000	40%
Other Income	4,226	616	1,500	1,500	0%
Operating Transfers In	218,807	118,014	271,301	261,305	-4%
Sales	24,405	51,867	33,500	80,000	58%
Golf Course Revenue Total	401,985	462,382	492,363	627,805	22%
Expenditures					
Personnel Services	\$147,515	\$174,388	\$184,593	\$212,654	13%
Employee Benefits	30,983	36,880	42,978	57,894	26%
Communication & Util	2,696	10,129	13,000	18,444	30%
Rental	932	26,033	25,988	28,500	9%
Repair & Maintenance	124,011	127,255	72,350	134,930	46%
Building Maintenance	46,286	5,930	10,000	9,000	-11%
Training & Education	999	399	700	500	-40%
Other Services & Charges	8,449	19,138	45,004	45,901	2%
Materials & Supplies	11,966	16,499	13,850	28,800	52%
Cost of Sales	16,399	26,576	22,500	38,000	41%
Capital Outlay	-	(6,386)	35,000	9,499	-268%
Debt Services	-	-	26,400	43,683	40%
Golf Course Expenditure Total	\$390,236	\$436,842	\$492,363	\$627,805	22%
Adjustments					
Depreciation Expense	41,073	41,073	-	-	0%
Golf Course Net Revenue	(29,325)	(15,534)	-	-	0%

Golf Course Personnel

Full Time Positions:	2020 Actual	2021 Actual	2022 Amended	2023 Adopted
Golf Manager	1	1	1	1
Receptionist	1	0	0	0
Grounds Superintendent	1	1	1	1
Grounds Keeper	1	1	1	1
Part Time Positions:				
Receptionist/Customer Service	2	2	2	2
Grounds Keeper	0	1	1	1
Total Personnel:	6	6	6	6

**CITY OF COLLEGE PARK, GEORGIA
FISCAL YEAR 2023 BUDGET**

Program Name: Historic College Park Golf Course

Program History:

The College Park Municipal Golf Course is an Historic site. It was built in the early 1900's. Although it is a 9-hole course, it is regulation length of 2987 yards, consisting of 2 par 3, 5 par 4, and 2 par 5 holes, which helps average players, but it's also hard due to its hilly terrain, streams and on-site lake. It is a beautiful course located just minutes away from Hartsfield-Jackson International Airport and more than 30 hotels. This is a smart way to pass the time between layovers and late arrivals. The golf course features a driving range, two putting greens and a clubhouse. It is also available for tournaments. The clubhouse is available for hosting weddings, receptions, birthday parties, high school, and family reunions, as well as various types of meetings.

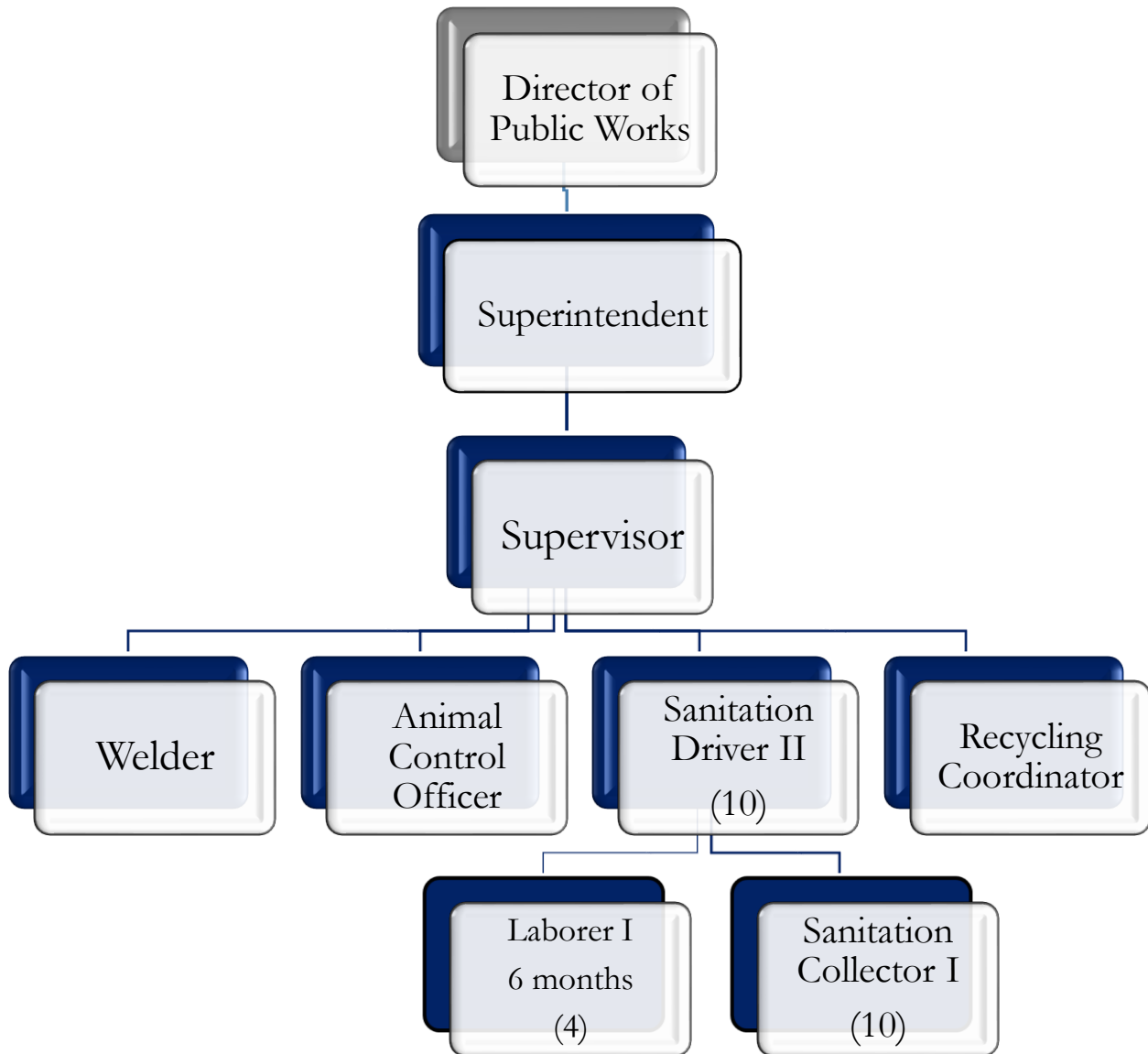
Program 22/23 Objectives

With the recent addition of Alex Scitti, as the Golf Course Manager, our team is working hard to provide a private club experience at a municipal golf course price. We have partnered with Proof of the Pudding for all F&B needs, including golf shop, on course and catered events. We are upgrading and expanding our teaching programs, under the direction of Kent Buckner, as well as a possible partnership with the First Tee Program. This will allow us to offer a kid's program which is critical to the grow of the game of golf and our community. The new equipment lease program will allow us to better maintain the playability and look of the golf course which will be more attractive to beginners and advanced player alike resulting in more traffic and revenue for the golf course. We are currently working on partnerships and sponsorships with local business to increase our market share and over all exposure. We have partnered with Srixon to implement a new rental club program at no cost to the city. This will provide players looking to rent equipment/clubs with brand new Srixon ZX7 Irons and ZX5 Series Woods & Driver. We are also looking to expand out outings and tournaments rounds by partnering with local golf courses to host events at HCPGC.

Performance Measures

	Actual <u>19/20</u>	Actual <u>20/21</u>	Estimated <u>21/22</u>	Projected <u>22/23</u>
Number Rounds	8,000	8,500	10,000	11,000+
F&B Revenues	\$24,405	\$51,867	\$68,000	\$80,000
Total Revenue	\$183,178	\$344,367	\$265,342	\$366,500

Sanitation Department Organizational Chart



CITY OF COLLEGE PARK, GEORGIA
FISCAL YEAR 2023 BUDGET

	2020 Actual	2021 Actual	2022 Amended	2023 Adopted	% Change 2022 to 2023
Sanitation					
Revenue					
Charges for Services	2,834,053	3,206,237	3,200,400	3,274,000	2%
Intergovernmental	-	6,865	-	-	0%
Other Income	68,523	40,531	4,000	475,340	99%
Operating Transfers In	-	23,059	-	-	0%
Sanitation Revenue Total	2,902,577	3,276,692	3,204,400	3,749,340	15%
Expenditures					
Personnel Services	\$1,000,371	\$941,504	\$1,075,030	\$1,255,075	14%
Employee Benefits	412,648	494,958	411,729	483,181	15%
Communication & Util	21,684	21,721	20,204	24,845	19%
Rental	-	-	-	6,203	100%
Repair & Maintenance	393,660	273,416	172,893	184,692	6%
Building Maintenance	5,626	1,064	2,000	3,000	33%
Training & Education	2,264	2,929	3,160	4,428	29%
Other Services & Charges	146,965	165,172	414,385	182,847	-127%
Materials & Supplies	111,629	91,731	90,641	89,800	-1%
Cost of Sales	737,118	690,392	729,000	795,000	8%
Operating Transfers Out	100,000	-	-	-	0%
Accounting Charge	-	6,865	-	-	0%
Capital Outlay	376,325	507,834	45,000	531,030	92%
Debt Services	63,376	37,858	240,358	189,239	-27%
Sanitation Expenditure Total	\$3,371,666	\$3,235,444	\$3,204,400	\$3,749,340	15%
Adjustments					
Depreciation Expense	158,853	185,294	-	-	0%
Capital Outlay	(376,325)	(507,834)	-	-	0%
	(60,639)	(31,174)	-	-	-
	(278,111)	(353,714)	-	-	-
Sanitation Net Revenue	(190,978)	394,962	-	-	0%

Sanitation Personnel

Full Time Positions:	2020 Actual	2021 Actual	2022 Amended	2023 Adopted
Superintendent	1	1	1	1
Supervisor	0	0	1	1
Welder	1	1	1	1
Recycling Coordinator	1	1	1	1
Sanitation Collector II	1	1	0	0
Sanitation Driver II	10	10	10	10
Animal Control Officer	1	1	1	1
Sanitation Collector I	10	10	10	10
6 Month Laborer I	4	4	4	4
Total Personnel:	29	29	29	29

CITY OF COLLEGE PARK, GEORGIA
FISCAL YEAR 2023 BUDGET

Sanitation Department/Animal Control

Program Description:

The Sanitation Division provides animal control services to the entire City of College Park. The Animal Control Officer maintains and enforces all city and state animal control codes and regulations.

Trends:

Due to the pandemic animal control has seen an increase in the number of pet abandon within the City.

Program Goals:

1. Provide immediate response to calls from CPPD, citizens, and other departments
2. Remove all dead animals from City ROW
3. Maintain law and order dealing with vicious animals
4. Educate citizens on city codes dealing with owning animals

Performance Measures:

Maintained Residential and Commercial Route	Actual 21/22
Citations Issued	14
Live animal pickups	198
Dead animal removal	1,005

Prior Year Highlights:

- Responded to over 2,000 calls for service during and after hours as well as weekends regarding issues with animal control
- Active participant in animal rights
- Held (1) one Potentially Dangerous Dog Registrations at National Night Out event
- Found and returned over 89 lost or missing pets to owners

Sanitation Department /Commercial Collection

Program Description:

The Sanitation Division serves as the only collection service for all commercial and apartment trash in College Park.

Trends:

There are many growing businesses throughout the City. With the addition of the new hotels, car rental facilities, and new office buildings in the City, Sanitation has seen growth in our daily routes.

Program Goals:

1. To provide prompt and efficient collection service
2. Reduce the number of missed garbage call by 99% yearly
3. Maintain weekly schedule on all commercial routes
4. Collect all large apartments two times a week

CITY OF COLLEGE PARK, GEORGIA
FISCAL YEAR 2023 BUDGET

5. Maintain, repair, and replace all commercial dumpsters

Performance Measures:

Commercial Routes	(Maintained)
Commercial Businesses	100%
Commercial Hand Pickups	100%
City Public Parks	100%
Apartments	100%

Prior Year Highlights:

- Provided new containers to all new commercial accounts
- Removed over 16,034.0 tons of trash
- Repaired / Replaced over 35% of worn containers

Sanitation Department /Recycling Collection

Program Description:

The Sanitation Division provides recycling services to all business that chooses to participate in our recycling program. Sanitation provides 2 recycling drop-off centers throughout the City for the citizens of College Park. We accept cardboard, glass, paper, magazines, newspaper, and plastic at these sites. For our commercial customers, we offer free cardboard and paper collection weekly and or bi-weekly.

Trends:

There are many growing businesses throughout the City. With the addition of the new hotels, arena, and new office buildings in the City, Sanitation has seen an amazing growth in our commercial businesses wanting to recycle.

Program Goals:

1. To provide prompt and efficient collection service
2. Offer recycling service to all businesses
3. Maintain weekly schedule on all recycling routes
4. Educate all commercial and residential customers on the advantages of recycling
5. Maintain, repair, and replace all cardboard dumpsters

Performance Measures:

Commercial Routes	(Maintained)
Commercial Businesses	100%
Recycling Hand Pickups	100%
City Recycling Site	100%

**CITY OF COLLEGE PARK, GEORGIA
FISCAL YEAR 2023 BUDGET**

Prior Year Highlights:

- Removed over 119.0 tons of recycling material
- Held Recycling Day event at public works facility (2) two times a year
- Held annual Household Hazardous Waste Day to recycle electronics

Sanitation Department /Residential Collection

Program Description:

The Sanitation Division provides backdoor refuse and curbs side yard waste collections to all residential customers in College Park.

Trends:

With the housing market turning around the City has experienced much growth bring in a higher demand for services. Due to the pandemic, people are working from home garbage collection has doubled in some areas.

Program Goals:

1. To provide prompt and efficient collection service
2. Reduce the number of missed garbage call by 99% yearly
3. Maintain weekly schedule on all residential routes
4. Collect all apartment furniture sit-outs

Performance Measures:

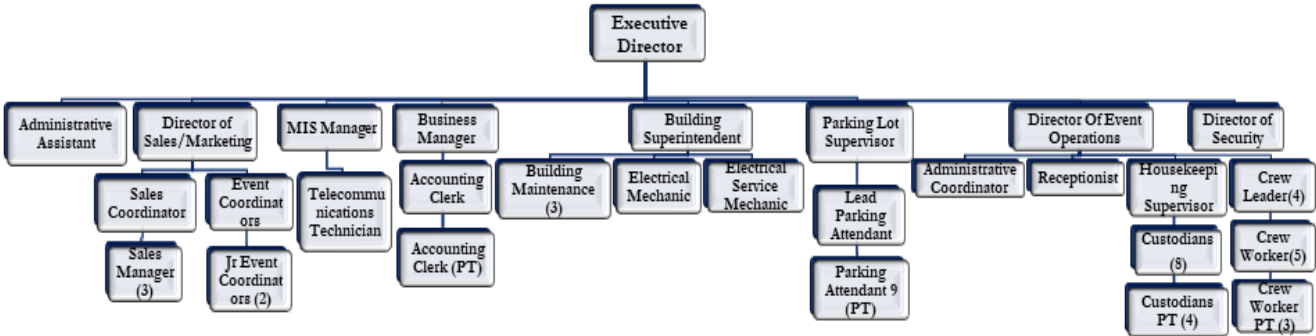
Residential Routes	(Maintained)
Homes	100%
Commercial Hand Pickups	100%
Illegal Dump Sites	100%

Prior Year Highlights:

- Removed over 16,034 tons of trash
- April Cleanup Month
- Cleared (100) illegal dump sites in the City
- Collected over 190,000 cubic yards of leaves throughout the year and during Leaf Season
- Collected over 800.0 tons of sticks and brush throughout the City
- Collect furniture evictions from apartments and around the City

CITY OF COLLEGE PARK, GEORGIA
 FISCAL YEAR 2023 BUDGET

Georgia International Convention Center Organizational Chart



CITY OF COLLEGE PARK, GEORGIA
FISCAL YEAR 2023 BUDGET

	<u>2020 Actual</u>	<u>2021 Actual</u>	<u>2022 Amended</u>	<u>2023 Adopted</u>	<u>% Change 2022 to 2023</u>
Convention Center Revenue					
Charges for Services	7,668,538	1,835,761	6,935,000	7,980,000	13%
Other Income	127,314	49,579	109,100	152,000	28%
Interest	7,376	38	3,000	3,000	0%
Operating Transfers In	7,458,350	10,523,109	2,472,164	2,437,558	-1%
Commissions	207,739	27,405	225,000	250,000	10%
Convention Center Revenue Total	<u>15,469,318</u>	<u>12,435,892</u>	<u>9,744,264</u>	<u>10,822,558</u>	10%
Expenditures					
Personnel Services	\$2,324,834	\$1,622,698	\$2,077,983	\$2,699,455	23%
Employee Benefits	633,769	320,835	741,895	928,012	20%
Communication & Util	1,641,896	1,650,155	1,865,200	1,805,736	-3%
Rental	7,659	1,950	20,000	20,000	0%
Repair & Maintenance	284,609	318,515	380,749	360,787	-6%
Building Maintenance	362,206	179,416	208,500	194,000	-7%
Training & Education	19,667	22,188	21,019	43,109	51%
Other Services & Charges	1,408,965	507,888	726,693	725,005	0%
Materials & Supplies	139,995	52,608	183,512	227,200	19%
Cost of Sales	3,076,471	884,614	2,295,875	2,463,100	7%
Operating Transfers Out	3,454,426	-	-	-	0%
Accounting Charge	379,186	94,451	-	-	0%
Capital Outlay	1,380,642	29,965	410,000	520,000	21%
Debt Services	5,832,681	5,837,365	812,838	836,154	0%
Convention Center Expenditure Total	<u>\$20,947,006</u>	<u>\$11,522,648</u>	<u>\$9,744,264</u>	<u>\$10,822,558</u>	10%
Adjustments					
Depreciation Expense	2,677,196	2,764,181	-	-	0%
Capital Outlay	(1,380,642)	(29,965)	-	-	0%
Debt Services	(4,945,000)	(5,065,000)	-	-	0%
	<u>(3,648,446)</u>	<u>(2,330,784)</u>	<u>-</u>	<u>-</u>	
Convention Center Net Revenue	<u>(1,829,242)</u>	3,244,028	-	-	0%

CITY OF COLLEGE PARK, GEORGIA
FISCAL YEAR 2023 BUDGET

Convention Center Personnel

Full Time Positions:	2020 Actual	2021 Actual	2022 Amended	2023 Adopted
Accounting Clerk	1	1	1	1
Administrative Coordinator	1	1	1	1
Bldg. Maintenance Mechanic	3	3	3	3
Building Superintendent	1	1	1	1
Business Manager	1	1	1	1
Crew Leader	4	2	2	2
Crew Worker	5	5	4	4
Custodian	7	7	6	6
Director of Event Operations	1	1	1	1
Director of Sales Marketing	1	1	1	1
Director of Security	1	1	1	1
Electrical Mechanic	1	1	1	1
Electrical Service Mechanic	1	1	1	1
Event Coordinators	3	4	3	3
Event Services Manager	0	0	1	1
Executive Director	1	1	1	1
Facility Manager	1	1	1	1
Housekeeping Supervisor	0	1	1	1
IT Technician	0	1	1	1
Lead Parking Attendant	1	1	1	1
Marketing Analyst	0	0	1	1
MIS Manager	1	1	1	1
Office Manager/Special Asst.	1	1	1	1
Operations Supervisor	1	1	1	1
Parking Lot Manager	1	0	1	1
Receptionist	1	1	1	1
Sales Admn Coordinator	1	1	1	1
Sales Manager	3	3	2	2
Telecommunications Tech	1	1	1	1
Total Full Time Positions	44	44	43	43
Part Time Postions:				
Parking Attendant	11	11	11	11
Custodian	5	5	5	5
Crew Workers	2	2	2	2
Accounting Clerk	1	1	1	1
Total Part Time Positions	19	19	19	19
Total Personnel:	63	63	62	62

CITY OF COLLEGE PARK, GEORGIA
FISCAL YEAR 2023 BUDGET

Program Name: Georgia International Convention Center

Georgia's second largest convention center, the GICC is uniquely positioned to offer its guests and clients unprecedented convenience. The world's only convention center directly connected to a major airport, our modern facility embodies the grace and efficiency of flight itself.

The ATL SkyTrain connects the Global Gateway campus to the world's busiest airport. Also, access is just as convenient by car — at the juncture of two major U.S. interstates. The heart of Atlanta is 10 minutes away by rental car or **MARTA train**. And the airport's **Rental Car Center** is linked to the GICC campus by the **ATL SkyTrain** automated people mover.

The GICC continues to be a prominent factor in the growth of the hospitality industry in the region and throughout the state. The mindset of the GICC staff during these last 12 months has been to find innovative ways to remain actively competitive within the industry. Where many facilities were forced to close, the GICC through resilience, creativity and location remained opened. Though convention bookings were down in every market, we remained vigilant and were able to creatively remain active by booking sporting competitions, corporate meetings, conventions, pet shows, professional exhibitions, local, fraternal and small meetings.

Despite the effects of the devastating pandemic, proactive and creative options were implemented to ensure both venues remained vital within the community at large. During the pandemic Management was very flexible and inspired, enabling the campus to remain vital to the community by becoming a key site for COVID testing and vaccinations, a voting site, community food banks and even parking lot concerts as a relief to the extreme changes in our world.

Arena @ College Park Gateway Center

In November of 2019, The City of College Park and the Georgia International Convention Center (GICC) presented the Gateway Center Arena @ College Park, to the world as the newest premier sports and entertainment venue in the Atlanta Metro area. Projecting it to have significant positive economic impact to the area, as the Atlanta Hawks G-League (Skyhawks) and the WNBA Atlanta Dream committed as the Arena's anchor tenants. This marks the first time that the Hawks will have an Atlanta-based development team, just miles away from their home at State Farm Arena.

The Arena's 100,000 square feet of space and a maximum 5000 seats capacity will not only provide a range of entertainment options but it will also bring jobs to College Park and surrounding areas as new businesses continue to open in the area.

The Arena is the perfect venue for concerts and large assemblies. To ensure the maximum use, the City solicited the services of the Fox Theatre to book concerts and other entertainment. It is designed specifically with insulated precast panels, curtainwall glazing system, an energized lobby for pregame or other entertainment options. It is ideal for musical, theatrical/movies, athletic, educational and professional events. The Arena is the premier event facility in the south metro area. It enables the GICC to be an even more attractive venue with the ability to book larger events and utilize the Arena facilities as bonus space, not to mention the convenience of the hotels providing 1000 rooms on the campus, making us the obvious choice. As the hospitality industry continues to recover we

CITY OF COLLEGE PARK, GEORGIA FISCAL YEAR 2023 BUDGET

continue to work with the Convention & Visitors Bureau (CVB), long-time clients and prospect for new clients as we embrace and create our *new* normal.

Program History:

In 1983 the city of College Park established the Business and Industrial Development Authority (BIDA) to solicit major hotels and start work on a public assembly facility owned and operated by College Park through BIDA. In 1983, the first Georgia International Convention & Trade Center (GICTC) opens with 136,000 total square feet. In 1993 GICTC opens Phase 2 expansion and changes name to the Georgia International Convention Center (GICC) with 329,000 square feet, including 5 exhibit halls totaling 120,000 square feet, 35 meeting rooms and 2 ballrooms, and an in-house food and beverage provider Proof of the Pudding.

In 2003, the GICC relocated to a new facility with 400,000 square foot facility with a 40,000 square foot ballroom, Georgia's largest. The facility included 150,000 square feet of exhibition space, 15,000 square feet of flexible meeting space, three executive boardrooms, a VIP Green Room, and a Culinary Arts Center. The new facility is located on Camp Creek Parkway, about ¼ mile from the airport.

2009 marked the opening of the 147-room LEED-certified SpringHill Suites hotel and in 2010 The Atlanta Airport Marriott Gateway opened on the GICC campus. The 403-room convention center hotel features a ballroom and meeting space to supplement the GICC's offerings.

The Renaissance Atlanta Airport Gateway Hotel is opened April 2017. The hotel features 204 exquisite rooms, a 3,220 square foot ballroom, meeting space and will be accessible to HJIA.

Construction has begun on the new Marriott AC Hotel to be completed Spring 2020 with 220 guest rooms.

Trends:

Program 22/23 Objectives:

Georgia International Convention Center strives to make all of our guests welcome by meeting or exceeding all client requirements. The GICC also works closely with show managers and meeting planners to facilitate a successful event and produce revenue for the city of College Park.

The GICC play many different roles in the community. By hosting regional and national conventions we generate taxes, individual spending, job creation and major economic impact to our local city, state and region. We also play a pivotal role in the local and state meeting and hospitality market by providing first class space for conventions, meetings, corporate events, fund raisers, banquets, consumer shows and entertainment concerts. The convention center staff strives to maximize the revenue potential of the facility while delivering first-rate customer service.

**CITY OF COLLEGE PARK, GEORGIA
FISCAL YEAR 2023 BUDGET**

Performance Measures

	Actual 19/20	Actual 20/21	Estimate 21/22	Projected 22/23
Number of Events	6,400	3,600	4,300	7,400
Total Attendance	525,000	337,000	475,000	698,000
Ex Hall/Mtg Room Revenue	\$1,714,367	\$ 854,812	\$1,500,000	\$2,100,000
Food & Beverage Revenue	\$4,574,955	\$ 388,955	\$3,250,000	\$3,800,000
Parking Revenue	\$ 658,012	\$ 807,347	\$ 700,000	\$ 850,000

ATL Airport District (CVB)

In 2012 College Park City Council created a Destination Marketing Organization. The mission of the CP-DMO is to generate and stimulate economic impact for the City of College Park by effectively marketing facilities of the community as a preferred tourism, convention and business destination. The DMO’s use of funding to promote the GICC and services of the hotels and the attractions within the area.

In 2017, the CP College Park DMO was re-branded ATL Airport District. The brand is bold, contemporary and has improved their ability to sell and market College Park, East Point, and Union City and in 2017, the DMO added Hapeville to their sales efforts.

The mission of the ATL Airport District is to generate economic development for the City of College Park, East Point, Hapeville and Union City by effectively marketing the community as a preferred tourism, convention and meeting destination.

Key Combined Group Bookings GICC and ATL Airport District:

Alpha Kappa Alpha Sorority, Inc.
Total Room Nights: 5424
Economic Impact: 5.6 million

Chick-fil-A 2020 was cancelled due to COVID-19

Chick-fil-A 2021-2022
Total Room Nights: 9890 (5050 2022 and 4840 2021)
Economic Impact: 14 million (approximately 7 million 2021 and 2022)

Southern Volleyball Tournament
Total Room Nights: 3097
Economic Impact: 2.6 million

Georgia Educational Technology Consortium – 2022 and 2023
Total Room Nights: 3013
Economic Impact: 4 million (approximately 2 million 2022 and 2023)

CITY OF COLLEGE PARK, GEORGIA
FISCAL YEAR 2023 BUDGET

W.S. Badcock Corporation
Total Room Nights: 1365
Economic Impact: 1.1 million

International Brotherhood of Magicians
Total Room Nights: 1001
Economic Impact: 720k

Meet Authority – USA Gymnastics
Total Room Nights: 913
Economic Impact: 564k

Varsity Spirit LLC dba All Star Challenge
Total Room Nights: 743
Economic Impact: 1.2 million

IFBB Professional League
Total Room Nights: 629
Economic Impact: 408k

Total Leads 2020-2021 Fiscal Year: 291 Leads

Sponsorship

The GICC continues their agreement with Coca-Cola Refreshment’s for “Pouring Rights”. The Coca-Cola company will pay the GICC \$50,000 over the next 2-year period with over \$500 per year complimentary products and \$28,000 marketing funds.

The City issued an RFP in November 2021 for Naming Rights candidates. In an effort to increase GICC/ Gateway Center Arena @ College Park revenues, we are presented three RFP candidates for consideration by Mayor and Council with final objective of selecting the best option. The candidates are: Independent Sports & Entertainment, the Superlative Group and Fun Spot America Theme Parks.

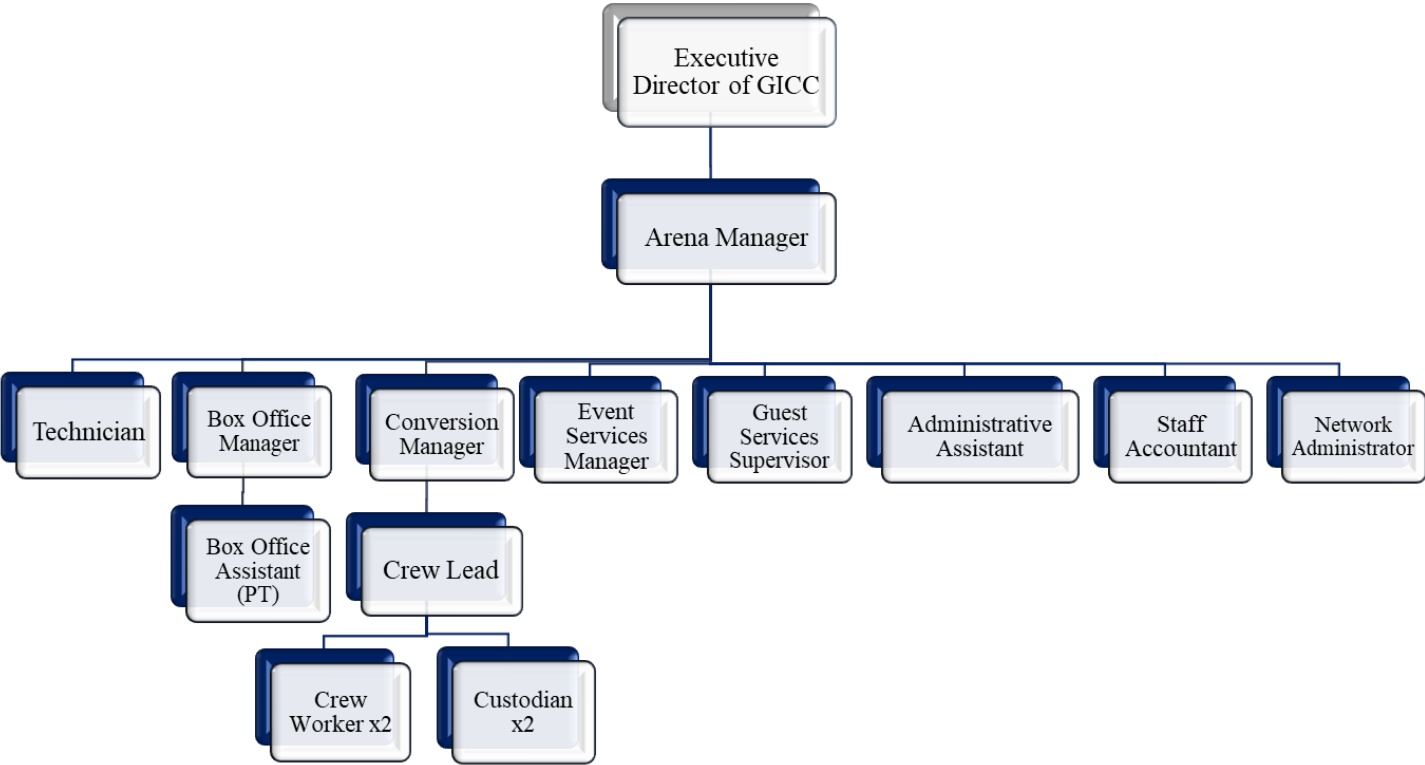
Both Independent Sports & Entertainment and the Superlative Group are commission based. Fun Spot America Theme Parks proposes \$2,500,000 revenues annually to the City.

CITY OF COLLEGE PARK, GEORGIA
FISCAL YEAR 2023 BUDGET

Accomplishments

Received Global Biorist Advisory Council (GBAC) accreditation. GBAC STA is the gold standard of prepared facilities. This accreditation means that a facility has: 1). established and maintained a cleaning, disinfection, and infectious disease prevention program minimize risks associated with infectious agents like the novel coronavirus (SARS-CoV-2). The proper cleaning protocols disinfection techniques, and work practices in place to combat biohazards and infectious disease. 3). Highly informed cleaning professionals who are trained for outbreak and infectious disease preparation and response.

Gateway Center Arena Organizational Chart



CITY OF COLLEGE PARK, GEORGIA
FISCAL YEAR 2023 BUDGET

	2020 Actual	2021 Actual	2022 Amended	2023 Adopted	% Change 2022 to 2023
Gateway Arena Revenue					
Charges for Services	708,979	735,732	1,957,000	1,694,975	-15%
Other Income	73,709	61,521	150,000	350,000	57%
Interest	127,999	-	-	-	0%
Operating Transfers In	7,678,368	5,779,558	4,141,634	4,371,329	5%
Commissions	-	1,763	-	20,000	100%
Gateway Arena Revenue Total	8,589,055	6,578,574	6,248,634	6,436,304	3%
Expenditures					
Personnel Services	\$486,853	\$563,096	\$605,720	\$693,201	13%
Employee Benefits	613,661	393,215	226,741	279,082	19%
Communication & Util	142,446	412,495	484,500	555,108	13%
Rental	2,074	-	5,000	12,000	58%
Repair & Maintenance	32,445	56,450	154,368	131,969	-17%
Building Maintenance	4,619	58,037	94,000	81,000	-16%
Training & Education	920	1,380	3,355	1,795	-87%
Other Services & Charges	1,906,058	568,867	828,462	1,072,436	23%
Materials & Supplies	179,490	74,852	124,600	101,550	-23%
Cost of Sales	588,825	231,552	854,350	554,875	-54%
Accounting Charge	-	38,436	-	-	0%
Capital Outlay	15,893,613	-	-	84,900	100%
Debt Services	1,163,013	2,851,023	2,867,538	2,868,388	0%
Gateway Arena Expenditure Total	\$21,014,016	\$5,249,402	\$6,248,634	\$6,436,304	3%
Adjustments					
Depreciation Expense	689,709	1,379,418	-	-	0%
Capital Outlay	(15,893,613)	(1,735,000)	-	-	0%
	(15,203,904)	(355,582)	-	-	
Gateway Arena Net Revenue	2,778,943	1,684,753	-	-	0%

Gateway Arena Personnel

Full Time Positions:	2020 Actual	2021 Current	2022 Amended	2023 Adopted
Arena Manager	1	1	1	1
Arena Box Office Mgr.	1	1	1	1
Arena Event Services Mgr.	1	1	1	1
Arena Conversion Mgr.	1	1	1	1
Arena Staff Accountant	1	1	1	1
Arena Administrative Asst.	1	1	1	1
Arena Technician	1	1	1	1
Arena Network Administrator	1	1	1	1
Arena Custodian	2	2	2	2
Arena Crew Leader	1	1	1	1
Arena Crew Worker	2	2	2	2
Arena Service Supervisor	1	1	1	1
Arena Guest Service Lead	1	0	0	0
Part Time Positions:				
Arena Guest Service Lead	1	0	0	0
Arena Box Office Assistant	0	1	1	1
Total Personnel:	16	15	15	15

CITY OF COLLEGE PARK, GEORGIA FISCAL YEAR 2023 BUDGET

Program Name: Gateway Center Arena @ College Park

Gateway Center Arena @ College Park has been open to the public since November 2019. Operated by the Georgia International Convention Center (GICC), in partnership with the Fox Theatre, the multipurpose sports and entertainment venue serves as home to the College Park Skyhawks (the official NBA G-League affiliate of the Atlanta Hawks) and the WNBA's Atlanta Dream, along with a variety of other events.

The inaugural season tipped off in November 2019 for the College Park Skyhawks. The Skyhawks took on the Delaware Blue Coats in their home opener at the Gateway Center Arena on November 21st. The Skyhawks played a total of 18 home games prior to the season suspension from the NBA and NBA G-League due to the COVID-19 pandemic. They resumed play at the start of the 2021-2022 season, with a 7PM season home opener on Friday, November 5th against the Maine Celtics (G-League affiliate of the Boston Celtics). The Skyhawks will have a total of 48 games on their schedule for the 2021-2022 season, with 25 of those game being played at the Gateway Center Arena. All games are aired live on Peachtree TV.

The Atlanta Dream was excited to call the Gateway Center Arena @ College Park their home for the 2021 season. The Dream's 2021 season tipped off on the road in a preseason game in Washington D.C. against the Washington Mystics. A little over a week later, the Atlanta Dream opened their regular season at the Gateway Center Arena @ College Park for a 7PM tip off against the Connecticut Sun. The Atlanta Dream played 16 of their 33 game-season at the Gateway Center Arena @ College Park. They will kick-off the 2022 season on the road on May 7th & head back to College Park for their home opener on May 11th.

The 100,000 square foot area, which had been in progress since February 2018, was funded by the City of College Park and is located next door to the GICC, with the Hartsfield-Jackson International Airport just minutes away. With 3,500 seats – expandable for about 5,000 total patrons for live events and concerts – the open concept allows for 360-degree views throughout the space and can host graduations, conferences, conventions, and more. The premiere Arena at South Atlanta's Gateway Center serves as a new destination with approachable pricing at a convenient location.

Program History:

The City of College Park and the Georgia International Convention Center (GICC) broke ground in February 2018 on College Park's new multipurpose arena. The Gateway Center Arena @ College Park is a sports and entertainment venue that brings significant economic impact to the area, with the Atlanta Hawks G-League team and the Atlanta Dream as the anchored tenants.

First renderings of the arena were unveiled showcasing a development spanning 100,000 square feet of space, which was completed in Fall 2019 – bringing an estimated 600 jobs to College Park and surrounding areas. The opening of the Arena helped mark the first time the Atlanta Hawks will have an Atlanta-based development team, just miles from their home at State Farm

Arena. The Gateway Center Arena's insulated precast panels, curtain wall glazing system and energized lobby for pregame entertainment will make it the premiere event facility in the South Metro area.

**CITY OF COLLEGE PARK, GEORGIA
FISCAL YEAR 2023 BUDGET**

Program 22/23 Objectives

We began a 5-year sponsorship commitment from 2-Chainz in 2019 for \$375,000 in the Gateway Center Arena. The Arena also has a 5-year commitment from Coca Cola of \$100,000.

The Gateway Center Arena @ College Park have several inquiries regarding sponsorship and is still seeking a “Naming Rights” contract of \$350,000 per year.

Performance Measures

	Actual 19/20	Actual 20/21	Estimated 21/22	Projected 22/23
Total Attendance	100,000	297,000	451,300	870,000
Food & Beverage Revenue \$	368,866	188,389	594,380	1,636,600
Add'l Revenue \$	473,113	608,864	524,907	740,000

Accomplishments

Grand Opening and Ribbon Cutting in November 2019.

As the COVID-19 pandemic brought most of the Gateway Center Arena’s business to a halt, we were able to generate revenue from hosting the *Parking Lot Concert Series* for the surrounding community in the City of College Park. Headliners from around the Hip-Hop & RnB industry performed in front of hundreds of patrons in the Arena’s own parking lot.

While the NBA G-League was trying to “re-boot” and find a temporary home for the 2020 “Bubble”, The Gateway Center Arena @ College Park was among the top 2 choices to host.

The Gateway Center Arena has become the prime example and highest standard among the NBA G-League as teams start to model their future arenas around the Gateway Center Arena.

Online Articles and Press Releases feat. the College Park Skyhawks and Gateway Center Arena

College Park Skyhawks Beat NBA G League Ignite By 10 – CBS Atlanta (cbslocal.com)

Skyhawks to host Grand Rapids Gold in first regular season home game | Sports | cbs46.com

College Park Skyhawks Hosting “Hoops and Heroes” Night On Friday, Nov. 19 - College Park Skyhawks (nba.com)

PEACHTREE TV TO BECOME BROADCAST HOME FOR COLLEGE PARK SKYHAWKS - College Park Skyhawks (nba.com)

CITY OF COLLEGE PARK, GEORGIA
FISCAL YEAR 2023 BUDGET

Articles featuring the Atlanta Dream and Gateway Center Arena

Atlanta Dream host HBCU night Thursday in College Park (fox5atlanta.com)

Sen. Warnock and the Atlanta Dream | Atlanta Daily World

Atlanta Dream season kicks off May 7; home opener set for May 11 | Sports | gwinnettdaily.com

In the W: After Last Year's Wubble, Atlanta Dream Works With 3 Point Productions to Light Up Gateway Center Arena (sportsvideo.org)

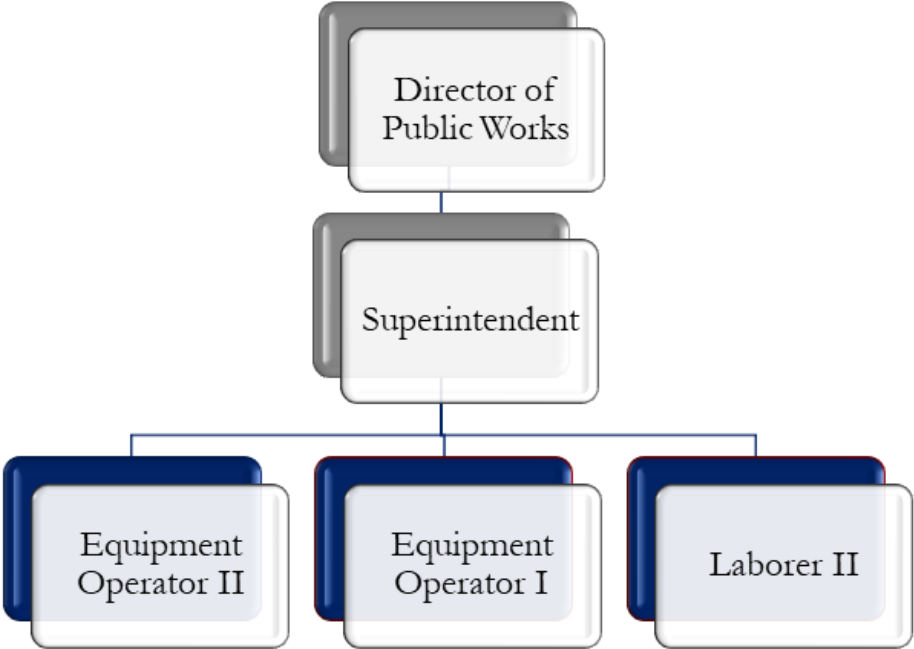
CITY OF COLLEGE PARK, GEORGIA
FISCAL YEAR 2023 BUDGET

	2020 Actual	2021 Actual	2022 Amended	2023 Adopted	% Change 2022 to 2023
Federal Aviation Admin Revenue					
Lease & Other Rent	3,296,731	3,414,696	3,300,000	3,562,746	7%
Other Income	21,368	36,118	-	-	0%
Interest	6,790	132	6,000	-	0%
Federal Aviation Admin Revenue Total	3,324,889	3,450,946	3,306,000	3,562,746	7%
Expenditures					
Communication & Util	714,173	751,714	793,636	780,548	-2%
Repair & Maintenance	318,462	163,140	154,809	162,130	5%
Building Maintenance	41,243	87,587	59,275	56,275	-5%
Other Services & Charges	406,833	341,603	458,195	399,240	-15%
Materials & Supplies	-	9,379	-	-	0%
Cost of Sales	626,833	592,891	677,046	700,863	3%
Operating Transfers Out	1,118,266	1,100,000	1,100,000	1,100,000	0%
Capital Outlay	289,257	809,480	63,039	363,690	83%
Federal Aviation Admin Expenditure Total	\$3,515,067	\$3,855,795	\$3,306,000	\$3,562,746	7%
Adjustments					
Depreciation Expense	485,825	515,931	-	-	0%
Capital Outlay	(289,257)	(809,480)	-	-	0%
	196,568	(293,549)	-	-	
Federal Aviation Admin Net Revenue	(386,746)	(111,300)	-	-	0%

CITY OF COLLEGE PARK, GEORGIA
FISCAL YEAR 2023 BUDGET

	2020 Actual	2021 Actual	2022 Amended	2023 Adopted	% Change 2022 to 2023
Business Ind Develop Authority Revenue					
Taxes	1,796,765	1,832,367	1,948,147	1,986,491	2%
Charges for Services	-	-	3,500,000	3,500,000	0%
Leases & Other Rent	999,168	920,168	920,168	920,168	0%
Intergovernmental	358,537	126,204	-	800,000	100%
Other Income	1,202,324	987,253	553,729	727,766	24%
Interest	1,393	32	1,000	-	0%
Operating Transfer In	1,908,919	5,324,083	1,539,000	1,538,653	0%
Revenue Total	6,267,106	9,190,106	8,462,044	9,473,078	11%
Adjustments					
Taxes	(871,082)	(933,859)	-	-	0%
Business Ind Develop Authority Total	5,396,024	8,256,247	8,462,044	9,473,078	11%
Expenditures					
Repair & Maintenance	733,874	660,357	640,000	750,000	15%
Training & Education	110,260	44,189	37,365	36,600	-2%
Other Services & Charges	1,275,134	621,394	403,000	135,000	-199%
Materials & Supplies	803	1,822	100	800	88%
Operating Transfers Out	-	-	3,706,877	4,955,913	25%
Accounting Charges	(330,355)	(315,077)	-	-	0%
Capital Outlay	1,030,170	824,699	400,000	250,000	-60%
Debt Services	7,479,549	7,311,281	3,274,702	3,344,765	2%
Business Ind Develop Authority Total	\$10,299,436	\$9,148,665	\$8,462,044	\$9,473,078	11%
Adjustments					
Depreciation Expense	20,159	20,159	-	-	0%
Capital Outlay	(4,890,170)	(4,839,699)	-	-	0%
	(4,870,011)	(4,819,540)	-	-	0%
Business Ind Develop Authority Net Revenue	(33,401)	3,927,122	-	-	0%

Stormwater Department Organizational Chart



CITY OF COLLEGE PARK, GEORGIA
FISCAL YEAR 2023 BUDGET

	2020 Actual	2021 Actual	2022 Amended	2023 Adopted	% Change 2022 to 2023
Stormwater					
Revenue					
Charges for Services	974,932	1,212,690	942,912	1,424,112	34%
Intergovernmental	-	3,702	-	-	0%
Operating Transfers In	-	940	-	-	0%
Stormwater Revenue Total	974,932	1,217,332	942,912	1,424,112	34%
Expenditures					
Personnel Services	\$99,613	\$81,221	\$153,414	\$153,635	0%
Employee Benefits	41,820	30,122	74,394	64,549	-15%
Communication & Util	564	553	1,356	494	-174%
Rental	1,796	-	-	-	0%
Repair & Maintenance	60,434	29,331	204,664	39,283	-421%
Training & Education	-	-	-	10,900	100%
Other Services & Charges	17,786	22,239	158,982	245,093	35%
Materials & Supplies	5,723	4,533	5,000	5,000	0%
Operating Transfers Out	-	1,397,160	157,832	250,000	0%
Accounting Charge	-	3,702	-	-	0%
Capital Outlay	248,943	-	-	467,886	100%
Debt Services	138,167	185,789	187,270	187,272	0%
Stormwater Expenditure Total	\$614,844	\$1,754,650	\$942,912	\$1,424,112	34%
Adjustments					
Depreciation Expense	284,051	303,526	-	-	0%
Debt Services	(342,667)	(143,579)	-	-	0%
	(58,615)	159,946	-	-	
Stormwater Net Revenue	418,703	(697,264)	-	-	0%

Stormwater Personnel

Full Time Positions:	2020 Actual	2021 Actual	2022 Amended	2023 Adopted
Equipment Operator II	1	1	1	1
Equipment Operator I	1	1	1	1
Laborer II	1	1	1	1
Total Personnel:	3	3	3	3

**CITY OF COLLEGE PARK, GEORGIA
FISCAL YEAR 2023 BUDGET**

Program Name: Storm Water Utility Division

Program Description: The Storm Water Utility Division provides a comprehensive maintenance program of scheduled and unscheduled, inspections, cleaning, repairing and replacing of storm water structures such as catch basins, headwalls and drop inlets, corroded pipe segments, and herbicide spraying in the gutter line and right of ways to manage weed control. The program allows the city to stay in compliance with federal and state water quality regulations and city codes. Another essential activity performed in the division is creek, channel, and detention pond inspections and maintenance.

Trends: An increase in inspections and maintenance of the storm sewer system has proven an effected best management practice. As a result of this more aggressive program, we have exceeded this year’s state mandated reporting requirements.

Program Broad Goals:

- Comply with the National Pollutant Discharge Elimination System (NPDES) by maintaining the Phase 1 Municipal Storm Water (MS4) permit through drainage structure inspection and maintenance.
- Locate drainage way (floodplain areas) to convey required floodwater through periodic inspection and maintenance.
- Continue a Storm Sewer Box Rehabilitation Program up-dating old lids with new manhole lid covers. (City of College Park on each lid)

Program 22/23 Objectives:

Performance Measures

Program/Service Outputs: (goods, services, units produced)

Debris Removal

Estimated 22/23
4 Tons

Program/Service Outcomes: (based on program objectives)

	Estimated 22/23	
	(Inspected)	(Maintained)
Catch Basins / Grates	75%	95%
Ditches	35%	95%
Detention Ponds	9	9
Storm Drain Lines	125 LF	125 LF

**CITY OF COLLEGE PARK, GEORGIA
FISCAL YEAR 2023 BUDGET**

Performance Measures

Program/Service Outputs: (goods, services, units produced)

Debris Removal

Actual 21/22
20.0 Tons

Program/Service Outcomes: (based on program objectives)

Actual 21/22

	(Inspected)	(Maintained)
Catch Basins / Grates	85%	95%
Ditches	45%	95%
Detention Ponds	9	9
Storm Drain Lines	100 LF	100 LF

Prior Year Highlights:

1. Maintained the Phase I MS4 permit issued by Georgia EPD.
2. Cleaned 20% assigned storm structure within five (5) day following rain event.
3. Cleaned and inspected 20 % of catch basins and inlet grates citywide.
4. Installed (75 feet) of 15-inch plastic pipe at the FAA building
5. Repaired / replaced (6) damage catch basins citywide.
6. Inspected and cleaned (9) detention ponds citywide
7. Inspected 10% of storm drains headwall citywide.

CITY OF COLLEGE PARK, GEORGIA
FISCAL YEAR 2023 BUDGET

DEBT MANAGEMENT SUMMARY

Debt Service Funds are used to account for the accumulation of resources for, and the payment of, general long-term debt principal, interest and related costs. Also, to account for lease purchases from commercial paper loans for shorter-term financing.

All of the long-term debt owed by the City is in the form of Revenue Bonds. Revenue Bonds are repaid with proceeds of revenues paid by users of that service, as opposed to General Obligation Bonds, which are tax supported. By using this form of debt, pressures on the General Fund are minimized.

The City's revenue obligations currently outstanding are the following:

- Series 2009 Clean Water Loan - GEFA Loan
- Series 2011 Sanitary Sewer Loan - GEFA Loan
- Series 2014, GICC Land Refunding Bonds
- Series 2014A, Refunding Dev Tax Rev Bonds
- Series 2015, Water Pollution Bonds
- Series 2016 Drinking Water Loan - GEFA Loan
- Series 2018, APM Revenue Refunding Bonds
- Series 2018, Arena Revenue Bond
- Series 2019A, Refunding Revenue Bonds
- Series 2021A, Civic Center Refunding Bonds
- Series 2021B, Public Safety Refunding Bonds
- Series 2021C, Refunding Dev Tax Rev Bonds
- Series 2021D, GICC Land Refunding Bonds
- Series 2021E, Master Land Acquisitions Bonds
- Series 2022 Transportation Project Bond

The City has established a practice of paying for capital projects and capital improvements on a "pay-as-you-go" basis using current revenues whenever possible. However, if a project or improvements cannot be financed within the current revenues, the issuance of long-term debt may be utilized to finance the improvements. The City considers the cost versus the benefits of financing and only when the benefits outweigh the costs is the issuance of debt recommended. The City also attempts to refinance outstanding debt if it is determined that the benefit to the City will be realized by reduced interest expense over the remaining life of the debt.

CITY OF COLLEGE PARK, GEORGIA
FISCAL YEAR 2023 BUDGET

DEBT SERVICE SUMMARY

<u>Description</u>	<u>Original Amount</u>	<u>Interest Rate</u>	<u>Final Maturity</u>	<u>Pledged Source</u>	<u>Purpose</u>	<u>Current Balance</u>
<u>BIDA - Convention Center</u>						
Series 2021A, Civic Ctr Refunding Bonds	\$ 33,990,000	2.46%	6/30/2036	secured by full faith and credit and pledge of the non-ad valorem tax revenues and any other revenue appropriated by the City	Issued for the purpose of advance refunding a portion of the Series 2005 Revenue Bonds for the Multi-use Coliseum Civic Center Facility (GICC)	\$ 33,990,000
<u>BIDA - Redevelopment Authority</u>						
Series 2019A, Revenue Refunding Bond	\$ 6,100,000	2.99%	2/1/2038	secured by full faith and credit and pledged PILOT payments	Issued for the purpose of advance refunding a portion of the Series 2008 financing for the cost of acquiring, constructing, and installing a 4 story office building and related parking	\$ 5,370,000
Series 2021B, Public Safety Refunding 2013 Bonds	\$ 3,335,000	2.46%	8/1/2036	secured by full faith and credit and pledge of the non-ad valorem tax revenues and any other revenue appropriated by the City	Issued for the purpose of refunding a portion of the Public Safety Building Project Bonds(Series 2013)	\$ 3,335,000
Series 2021E, Masterland Acquisitions Bonds	\$ 1,950,000	2.98%	9/1/2031	secured by full faith and credit and pledge of the non-ad valorem tax revenues and any other revenue appropriated by the City	Issued for the purpose of financing acquisitions of land from the City of Atlanta	\$ 1,950,000
Series 2014, GICC Land Refunding Bonds	\$ 24,885,000	4%-5%	9/1/2036	secured by full faith and credit and pledge of the non-ad valorem tax revenues and any other revenue appropriated by the City	Issued for the purpose of advance refunding a portion of the Series 2006 Revenue Bonds to finance the acquisition of land for hotelm retail and office complex	\$ 17,915,000
Series 2021C , Refunding Dev Tax Rev Bonds	\$ 4,170,000	2.98%	8/1/2032	secured by full faith and credit and pledge of the non-ad valorem tax revenues and any other revenue appropriated by the City	Issued for the purpose of advance refunding a portion of the Series 2014 Bonds for the development of Gateway Project	\$ 4,170,000
Series 2021D, GICC Landing Refunding Bonds	\$ 3,245,000	2.98%	9/1/2032	secured by full faith and credit and pledge of the non-ad valorem tax revenues and any other revenue appropriated by the City	Issued for the purpose of advance refunding a portion of the Series 2014 Revenue Bonds to finance the acquisition of land for hotelm retail and office complex	\$ 3,245,000

CITY OF COLLEGE PARK, GEORGIA
FISCAL YEAR 2023 BUDGET

DEBT SERVICE SUMMARY

<u>Description</u>	<u>Original Amount</u>	<u>Interest Rate</u>	<u>Final Maturity</u>	<u>Pledged Source</u>	<u>Purpose</u>	<u>Current Balance</u>
Series 2014A, Refunding Dev Tax Rev Bonds	\$ 37,175,000	4%-4.625%	2/1/2038	secured by full faith and credit and pledged PILOT payments	Issued for the purpose of advance refunding a portion of the Series 2008 Revenue Bonds for the development of the Gateway Project	\$ 29,655,000
Series 2018, APM Revenue Refunding Bonds	\$ 7,460,000	2.95%	6/1/2036	Car Rental Tax Revenue	Issued for the purpose of advance refunding a portion of the Series 2008 Revenue Bonds for the development of the Gateway Project	\$ 6,395,000
Series 2018, Arena Revenue Bond	\$ 35,785,000	3.25%	9/1/2035	Car Rental Tax Revenue, Anticipated Cost \$44M. The project is also funded by a \$9 million transfer from General Fund, Fund Balance.	Issued for the purpose of financing the construction of the Multi-Purpose Arena	\$ 32,260,000
<u>Stormwater Fund</u>						
2009 Clean Water Loan - GEFA Loan	\$ 2,000,000	3.00%	8/1/2031	secured by pledge of stormwater fund revenues	Issued for the purpose of upgrading the City's stormwater system and municipal	\$ 1,065,624
<u>Water & Sewer Fund</u>						
Series 2015, Water Pollution Bonds	\$ 8,720,000	2.83%	10/1/2030	secured by pledge of water and sewer fund revenues	Issued for the purpose of financing the cost of water pollution control	\$ 5,385,000
Series 2016 Drinking Water Loan - GEFA Loan	\$ 1,908,519	1.89%	11/1/2038	secured by pledge of water and sewer fund revenues	Drinking Water Improvements	\$ 1,624,354
Series 2011 Sanitary Sewer Loan - GEFA Loan	\$ 2,658,224	3.81%	7/1/2034	secured by pledge of water and sewer fund revenues	Sewer Improvements	\$ 1,838,674
<u>TSPLOST Fund</u>						
Series 2022 Transportation Project	\$ 10,950,000	2.57%	6/1/2028		Issued for the purpose of financing the cost of transportation projects	\$ 10,950,000
Total debt obligation in form of bonds and notes:	<u>183,406,743</u>					<u>159,148,652</u>

CITY OF COLLEGE PARK, GEORGIA
FISCAL YEAR 2023 BUDGET

SCHEDULE OF DEBT SERVICE REQUIREMENTS

Description	Loan Amount	Fund	FY 2022-2023 Principal Payment	FY 2022-2023 Interest Payment	FY 2022-2023 Totals
<u>BIDA - Convention Center</u>					
Series 2021A, Civic Ctr Refunding Bonds	\$ 33,990,000	555	-	836,154	836,154
<u>BIDA - Redevelopment Authority</u>					
Series 2019A, Economic Development Tax Rev Bonds	\$ 6,100,000	558	265,000	160,563	425,563
Series 2021B, Public Safety Refunding Bonds	\$ 3,335,000	558	-	82,041	82,041
Series 2021E, Masterland Acquisitions Refunding 2014	\$ 1,950,000	558	-	58,110	58,110
Series 2014, GICC Land Refunding Bonds	\$ 24,885,000	558	-	747,123	747,123
Series 2021C , Refunding Dev Tax Rev Bonds	\$ 4,170,000	558	-	124,266	124,266
Series 2021D, GICC Landing Refunding Bonds	\$ 3,245,000	558	-	96,701	96,701
Series 2014A, Refunding 2008 Dev Tax Rev Bonds	\$ 37,175,000	558	-	1,247,319	1,247,319
Series 2018, APM Revenue Refunding Bonds	\$ 7,460,000	558	375,000	188,653	563,653
Series 2018, Arena Revenue Bond	\$ 35,785,000	558	1,850,000	1,018,388	2,868,388
<u>Stormwater Fund</u>					
2009 Clean Water Loan - GEFA Loan	\$ 2,000,000	560	102,544	30,566	133,110
<u>Water & Sewer Fund</u>					
Series 2015, Water Pollution Bonds	\$ 8,720,000	505	530,000	144,896	674,896
Series 2016 Drinking Water Loan - GEFA Loan	\$ 1,908,519	505	84,700	29,969	114,669
Series 2011 Sanitary Sewer Loan - GEFA Loan	\$ 2,658,224	505	122,239	67,934	190,173
Total Debt Obligation FY2022-2023:			3,329,483	4,832,683	8,162,166

**CITY OF COLLEGE PARK, GEORGIA
FISCAL YEAR 2023 BUDGET**

**SCHEDULE 1
CITY OF COLLEGE PARK, GEORGIA
Operating Indicators by Function
Last Ten Calendar Years**

	<u>2013</u>	<u>2014</u>	<u>2015</u>	<u>2016</u>	<u>2017</u>	<u>2018</u>	<u>2019</u>	<u>2020</u>	<u>2021</u>	<u>2022</u>
Function										
Police:										
Physical arrests	3,850	3,862	4,000	4,095	3,731	3,138	3,378	1,649	1,815	1,565
Traffic violations	19,681	12,511	17,988	10,002	12,018	12,378	15,196	7,164	5,695	3,463
Fire:										
Number of fire calls answered	848	946	971	1,160	689	126	1,330	1,251	2,334	2,454
Number of rescue calls answered	4,812	4,938	5,385	5,547	5,568	5,482	4,864	4,702	4,704	4,239
Inspections	646	947	825	645	548	103	705	484	259	366
Highways and streets										
Streets resurfacing (miles)	1.4	1.3	1.2	0.9	1.4	2.6	2.3	0.4	1.1	3.1
Sanitation										
Refuse collected (tons/yr)	13,042	13,430	13,284	14,503	15,650	13,397	13,124	20,245	16,034	9,620
Recyclables collected (tons/yr)	591.31	569.95	595.00	533	594.12	577.00	766.12	775	119	528
Water										
New connections	7	4	8	6	13	7	6	34	63	38
Water main breaks	9	7	15	14	9	7	9	14	23	17
Daily average consumption in gallons	3.3	2.8	2.3	3.1	3.1	3.2	3.1	3.0	3.0	3.1
Sewer										
Sanitary sewers (miles)	74.25	74.25	74.25	74.25	74.25	75	74.25	74.25	74.25	74.25
Number of service connections	3,336	2,570	2,598	2,638	2,687	2,902	2,687	2,722	2,904	2,978
Electric										
Miles of power lines	152	152	152	152	152	152	152	152	152	155
Number of substations	8	8	8	8	8	8	8	8	8	8
Number of service connections	7,613	7,657	7,755	7,720	7,720	7,720	7,952	8,044	8,424	8,379
Daily average consumption in MWH	764.2	776.9	778.2	749	749	749	792	868.0	936.9	1,074
Convention Center										
Number of meeting rooms	36	36	36	36	35	35	35	35	35	35
Occupancy	34%	35%	37%	37%	64%	37%	37%	56%	39%	39%
Square footage	53,602	53,602	53,602	53,602	72,000	72,000	72,000	72,000	72,000	72,000

Source: Various College Park City Departments

Note: Indicators not available for recreation, inspection, building and grounds, parks, redevelopment, golf course, and FAA projects functions.

**CITY OF COLLEGE PARK, GEORGIA
FISCAL YEAR 2023 BUDGET**

**SCHEDULE 2
CITY OF COLLEGE PARK, GEORGIA
Capital Asset Statistics by Function
Last Ten Fiscal Years**

	<u>2013</u>	<u>2014</u>	<u>2015</u>	<u>2016</u>	<u>2017</u>	<u>2018</u>	<u>2019</u>	<u>2020</u>	<u>2021</u>	<u>2022</u>
Function										
Public Safety										
Police:										
Stations	1	1	1	1	1	1	2	2	2	2
Patrol units	54	54	65	65	39	39	39	39	30	21
Fire stations	2	2	2	2	2	3	3	3	3	3
Sanitation										
Collection Trucks	23	23	20	19	8	8	8	6	8	8
Highways and streets										
Streets (miles)	75.0	75.0	75.0	75.0	71.2	71.2	83	75.25	75.25	75.39
Streetlights	2,924	2,924	2,924	2,924	4,500	4,500	3,850	2,400	2,503	2,750
Traffic signals	37	37	37	37	25	25	42	42	42	42
Culture and recreation										
Parks acreage	279	279	229	229	229	229	229	229	229	229
Parks	5	5	5	5	5	5	5	5	5	5
Swimming pools	2	2	2	2	2	2	2	2	2	2
Tennis courts	10	10	10	10	10	10	8	8	7	7
Community centers	3	3	3	3	3	3	3	3	3	3
Water										
Water mains (miles)	94	94	99	99	99	99	99	99	99	99
Fire hydrants	956	956	956	956	957	957	957	961	1,033	1,033
Number of service connections	3,353	3,353	2,775	2,826	2,880	2,880	2,880	2,880	3,205	2,179
Daily average consumption in gallons (MGD)	3.0	3.0	3.0	3.1	3.1	3.1	3.1	3.1	3.0	3.1
Sewer										
Sanitary sewers (miles)	74.0	74.0	74.0	74.0	74.3	74.3	74.3	74.3	74.3	74.3
Number of service connections	3,143	3,143	2,598	2,638	2,880	2,880	2,687	2,722	2,904	2,978
Electric										
Miles of power lines	152	152	152	152	152	152	152	152	152	155
Number of substations	8	8	8	8	8	8	8	8	8	8
Number of service connections	7,613	7,613	7,755	7,720	7,149	7,149	7,952	8,044	8,424	8,379
Daily average consumption in (MWH)	764.0	764.0	778.2	749.0	705.2	705.2	792.0	868.0	936.9	1,074
Convention Center										
Number of meeting rooms	36	36	36	36	35	35	35	35	35	35
Exhibit Hall square footage	150,000	150,000	151,200	150,000	150,000	150,000	150,000	150,000	150,000	150,000
Occupancy	25%	25%	37%	61%	64%	67%	67%	56%	39%	39%

Source: Various College Park City Departments

Note: Indicators not available for inspection, building and grounds, parks, redevelopment, golf course, and FAA projects functions.

CITY OF COLLEGE PARK, GEORGIA
FISCAL YEAR 2023 BUDGET

SCHEDULE 3
CITY OF COLLEGE PARK, GEORGIA
Demographic and Economic Statistics Information
Last Ten Fiscal Years

Fiscal Year	Population(1)	Personal Income (amounts in thousands)	Per Capita Personal Income (1)	Median Age (1)	Education Level in % completed High School (1)	School Enrollment (1)	Unemployment Rate (2)
2013	14,649	281,656	19,227	31.7	77.1	3,749	9.40%
2014	14,621	250,399	17,126	30.8	83.0	3,949	8.30%
2015	14,019	242,711	17,313	30.9	78.3	3,963	10.10%
2016	14,601	260,657	17,752	31.0	78.6	3,800	7.80%
2017	15,035	293,814	19,542	32.1	76.9	2,661	9.40%
2018	14,959	272,134	18,192	32.1	82.3	3,580	4.01%
2019	15,212	305,609	20,090	31.8	84.1	4,036	9.00%
2020	15,159	376,079	24,809	33.8	90.0	4,036	4.50%
2021	13,930	376,080	24,666	33.7	90.0	4,373	4.50%
2022	13,927	388,006	27,860	31.7	90.4	4,186	3.00%

(1) Source: U.S.Census (available every tenth year)

(2) Source: Georgia Department of Labor

(3) Source: U.S. Census Quickfacts

**CITY OF COLLEGE PARK, GEORGIA
FISCAL YEAR 2023 BUDGET**

**SCHEDULE 4
CITY OF COLLEGE PARK, GEORGIA
Principal Employers
Current Year and Nine Years Ago**

Employers	2022			Employer	2013		
	Employees	Rank	Percentage Employment		Employees	Rank	Percentage Employment
DAL Global Services, LLC DBA Unifi (1000 TOFFIE TR)	3461	1	30%	Woodward Academy	860	1	20%
Chick-Fil-A Inc	2412	2	21%	Chick-Fil-A Inc	600	2	14%
DAL Global Services, LLC DBA Unifil (6000 N TERMINAL PKWY T-04)	1280	3	11%	Atlantic Southeast Airlines Inc.	786	3	19%
Federal Aviation Administration	1100	4	10%	Sysco Corporation	574	4	14%
ABM Aviation Inc	850	5	7%	AirTran Airlines	318	5	8%
Sysco Atlanta LLC	714	6	6%	Atlanta Coca-Cola Enterprise	300	6	7%
Woodward Academy	650	7	6%	Westin Atlanta Airport	218	7	5%
Southwest Airlines Co.	406	8	4%	Marriott Hotel	266	8	6%
Amazon.com Services, Inc	300	9	3%	Buckhead Beef Company	144	9	3%
VXI Global Solutions	284	10	2%	Sheraton Gateway Atlanta Airport	140	10	3%
Total	<u>11,457</u>		<u>100%</u>		<u>4,206</u>		<u>100%</u>

Sources: College Park Business License Department

CITY OF COLLEGE PARK, GEORGIA
FISCAL YEAR 2023 BUDGET

SCHEDULE 5
CITY OF COLLEGE PARK, GEORGIA
Legal Debt Margin Information
Last Ten Fiscal Years
(amounts expressed in thousands)

	<u>2013</u>	<u>2014</u>	<u>2015</u>	<u>2016</u>	<u>2017</u>	<u>2018</u>	<u>2019</u>	<u>2020</u>	<u>2021</u>	<u>2022</u>
Debt limit	\$ 133,715	\$ 151,996	\$ 217,714	\$ 221,291	\$ 219,307	\$ 224,604	\$ 277,365	\$ 287,238	\$ 294,310	\$ 298,599
Total net debt applicable to limit	-	-	-	-	-	-	-	-	-	-
Legal debt margin	<u>\$ 133,715</u>	<u>\$ 151,996</u>	<u>\$ 217,714</u>	<u>\$ 221,291</u>	<u>\$ 219,307</u>	<u>\$ 224,604</u>	<u>\$ 277,365</u>	<u>\$ 287,238</u>	<u>\$ 294,310</u>	<u>\$ 298,599</u>
Total net debt applicable to the limit as a percentage of debt limit	0.00%	0.00%	0.00%	0.00%	0.00%	0.00%	0.00%	0.00%	0.00%	0.00%

**Legal Debt Margin Calculation for Fiscal
Year 2022**

Assessed value	\$ 1,489,941
Add back: exempt real property	1,496,048
Total assessed value	<u>2,985,989</u>
Debt limit (10% of total assessed value)	298,599
Debt applicable to limit	
General obligation bonds	-
Legal debt margin	<u>\$ 298,599</u>

Note: The Constitution of the State of Georgia provides that the City may not incur long-term obligations payable out of general property taxes in excess of ten (10) percent of the assessed value of all taxable property within the City.

CITY OF COLLEGE PARK, GEORGIA
FISCAL YEAR 2023 BUDGET

GLOSSARY

Defining Terms

The City's Budget contains specialized and technical terminology that is unique to public finance and budgeting. To assist the reader of the Budget document in understanding these terms, a glossary has been included below:

A

Accrual Basis: The basis of an accounting under which transactions are recognized when they occur, regardless of when related cash is actually received or spent.

Adopted Budget: Appropriation of funds approved by the governing body at the beginning of each fiscal year.

Ad Valorem Tax: Tax levied on the assessed value of real and personal property.

Amended Budget: The original adopted budget plus any amendments passed as of a certain date.

Appraised Value: The anticipated fair market value of property.

Appropriation: A legislative act authorizing the expenditure of a designated amount of public funds for a specific purpose.

Assessed Value: The value placed on property as a basis for levying taxes. Fulton County assesses real and personal property at forty percent (40%) of the appraised fair market value in accordance with Georgia Law.

Audit: An official inspection of an organization's accounts, typically by an independent body.

B

Balanced Budget: Revenues equal expenses.

BIDA: Business Industry Development Authority created to attract development, industry and employment opportunities.

Bond: A Certificate of debt issued by a government to finance a capital expenditure or other liability, in which payment of the original investment plus interest is guaranteed by a specified future date.

Bond Rating: A system of appraising and rating the investment value of individual bond issues.

Budget: A financial plan of operation for a given period consisting of an estimate of proposed expenditures and revenues.

Budget Amendment: The increase, decrease, or transfer of appropriations requiring the approval of the governing body.

CITY OF COLLEGE PARK, GEORGIA
FISCAL YEAR 2023 BUDGET

Budget Calendar: The schedule of key dates which the city follows in the preparation, adoption, and administration of the budget.

Budget Message: A general discussion of the proposed budget, presented in writing as part of the budget document. The message explains current budget issues compared to recent financial history and presents recommendations made by the governing body and City Manager.

Budget Resolution or Ordinance: The official enactment by the Board of Commissioners authorizing the appropriation of revenues for specified purposes, functions, or activities during the fiscal year.

C

CAFR: Comprehensive Annual Financial Report- a report compiled annually which provides detailed information on an organization's financial status.

Capital Assets: See Fixed Assets.

Capital Budget: A financial plan of proposed capital expenditures and the means of financing them.

Capital Expenditures: Expenses or expenditures for non-consumable items or projects that have a useful life of one year or more and a unit cost of \$5,000 or more.

Capital Improvement Program (CIP): A multi-year plan used to identify new and/or additional capital items or projects. The CIP threshold is \$5,000 or more per unit cost.

Capital Outlay: Expenditures for the acquisition of capital assets.

Capital Projects Fund: Accounts for the acquisition and construction of major capital facilities other than those financed by proprietary funds.

Car Rental Fund: A special revenue fund used to record the revenue and expenditure of taxes collected from the excise tax levied on rental cars in College Park, Georgia.

Cash Reserves: An account used to indicate that a portion of fund equity is legally restricted for a specific purpose or not available for appropriation or subsequent spending.

CDBG: Community Development Block Grant

Communications (E911) Fund: This fund contains the Police Dispatchers as well as E911 Operators and the costs of providing those services to the community.

Comprehensive Plan: A long-term plan to control and direct the use and development of property in the city. It is also used to make strategic decisions regarding water and sewage lines, infrastructure, and roads.

Confiscated Drug Funds: This fund records the proceeds from confiscated drug funds and expenditures of those funds on Police-related operations, supplies and/or capital items.

CONRAC: Consolidated Car Rental Facility.

CITY OF COLLEGE PARK, GEORGIA
FISCAL YEAR 2023 BUDGET

Contingency: Funds set aside to be used on an as needed basis for either a specific purpose or unexpected emergencies.

Convention Center Fund: Accounts for the operations of the Georgia International Convention Center.

D

Debt Limit: The maximum amount of debt that can be legally incurred.

Debt Service: Costs associated with the interest, principal, or other expense payments related to bond issues or capital leases.

Disbursement: Funds paid out for goods or services received which results in a decrease in net financial resources; also referred to as an expenditure or expense.

E

Encumbrance: Funds that have been committed for disbursement for a specific purpose.

Enterprise Funds: Proprietary Funds used to account for operations that are financed/operated in a manner similar to private business enterprises where the intent of the governing body is to finance/recover the costs of providing certain goods or services to the general public primarily through user charges.

Expenditures: Decreases in net financial resources. Expenditures include current operating expenses requiring use of the net current assets, debt service, or capital outlays.

Expenses: Outflows or obligations of assets from delivering or producing goods, rendering services or carrying out other activities that constitute the entity's ongoing major or central operations.

F

FAA: Federal Aviation Administration-an agency charged with regulating air commerce to foster aviation safety, promoting civil aviation and a national system of airports, achieving uses of navigable airspace, and developing and operating a common system of air traffic control and air navigation for both civilian and military aircrafts.

Fiduciary Fund: Fiduciary funds are used to account for resources held for the benefit of parties outside the government. Fiduciary funds are not reflected in the government-wide financial statement because the resources of those funds are not available to support the City's own programs. The accounting used for fiduciary funds is much like that used for proprietary funds.

Fines & Forfeitures: Revenue received from bond forfeitures and authorized fines such as library and parking violation fines.

G

General Fund: A fund used to account for financial resources and liabilities except those which are required to be accounted for in another fund.

CITY OF COLLEGE PARK, GEORGIA
FISCAL YEAR 2023 BUDGET

General Property Tax: A category of county revenue from taxes levied on property located in or owned by the residents and business of Fulton County. This includes taxes on real and personal property, motor vehicles, mobile homes, intangibles, timber sales, and railroad equipment.

GICC: Georgia International Convention Center.

GICC Special District Fund: This fund is set up to pay the bond interest and principal expenses for the Gateway Development and the Global Gateway Connector infrastructure through a transfer to the GICC Fund.

Goal: A statement that describes the purpose toward which an endeavor is directed, such as a target or target area.

Governmental Fund: A fund category used to account for a government's governmental-type activities. This category includes four fund types: general fund, special revenue fund, debt service fund, and capital projects fund.

Grant: A contribution of assets from one organization to another to support a particular function or purpose.

H

Homestead Exemption: A tax relief whereby state law permits local governments to exempt a fixed dollar amount of the appraised value of the qualifying residential.

Hospitality Fund: This fund is setup to collect Hotel/Motel and Special District Taxes.

I

Infrastructure: The basic facilities, equipment, and installations needed for the functioning of a system or organization (e.g., roads, bridges, water/sewer lines, public buildings).

Interest Income: Revenue generated from city investments.

L

Licenses & Permits: Fees collected for the issuance of licenses and permits such as business licenses and sign permits.

M

MEAG: Municipal Electrical Authority of Georgia

Millage Rate: The property tax rate which is set by the governing body.

Miscellaneous Revenue: All revenue received, not otherwise classified into another line item, such as interest, concessions, and rental of property/equipment.

CITY OF COLLEGE PARK, GEORGIA
FISCAL YEAR 2023 BUDGET

Modified Accrual Basis: The basis of accounting under which transactions are recognized when they become both measurable and available.

Q

Objective: A defined method to accomplish an established goal.

Occupation Tax: Taxes levied on occupations, businesses, trades, and professions.

Operating Budget: Plans of current expenditures and the proposed means to finance them. The operating budget contains appropriations for such expenditures as salaries, fringe benefits, supplies, training, utilities, fuel, various services, repair and maintenance, rentals and leases, and capital outlay.

Operating Expenses: Costs associated with the non-capitalized materials and services required in the daily operation of service delivery such as office supplies, maintenance supplies, professional services, and rental fees.

P

Penalties & Interest: Fees collected for violations or delinquent payments.

Personal Services: Costs associated with wages, salaries, retirement and other fringe benefits for City of College Park employees.

Power Fund: The City owns and operates an electrical distribution system serving its corporate limits.

Proprietary Fund: A fund category used to account for the business type activities within a government. This category includes two fund types: enterprise fund and internal service fund.

R

Real Property: Immobile property such as land, natural resources (above and below the ground) and fixed improvements to land.

Reserves: Monies set aside and restricted for a specific purpose. Any unspent reserves revert back to the appropriate Fund Balance at year end.

Revenue: Income which represents an increase in governmental fund type net current assets.

Revenue Bond: A certificate of debt issued by a government in which the payment of the original investment plus interest is guaranteed by specific revenues generated by the project financed.

S

Sanitation Fund: Established for providing solid waste collection services for the citizens of College Park.

SSES: Sanitary Sewer Evaluation System.

SOP: Standard Operating Procedures.

CITY OF COLLEGE PARK, GEORGIA
FISCAL YEAR 2023 BUDGET

Special District Tax: Tax collections from hotels operating in the legally defined Special District.

Special Revenue: A governmental fund used to account for the proceeds of specific revenue sources that are legally restricted to expenditure for a specific purpose.

SPLOST: Special Purpose Local Option Sales Tax-a sales tax imposed in the county for a predetermined period to be used for a specific purpose.

State Drug Fund: This fund reports the Grant Income from the Department of Justice Grant for Tri-City Narcotics and the expenditure of those funds.

Storm Water Utility Fund: This program allows the City to collect a monthly fee from residential and commercial utility customers for the amount impervious surface that allows storm water run-off from their property to convey into the City's storm sewer system.

T

Tax Digest: A listing of all property owners within the city, their property's assessed value, and amount of taxes due.

Tax Rate Limit: The maximum legal rate at which a locality may levy a tax. The limit may apply to taxes raised for a particular purpose or for general purposes.

W

Ward: An optional division of a city or town for administration and representative purposes, especially for purposes of an election.